



# open eir<sup>1</sup> Switched Transit Routing and Price List

---

<sup>1</sup> open eir is a trading name of eircom limited, Registered as a Branch in Ireland Number 907674, Incorporated in Jersey Number 116389, Branch Address :  
**1 Heuston South Quarter, St. John's Road, Dublin 8**



Version Control

Version	Status	Update	Effective Date
147	Approved	New ECAS Rates Table 004	12/02/2017
V148.0	Final	New Numbers direct 1890 rates	11/07/2017
V149.0	Approved	New Phone Pulse Geo Termination rates New Telkom Geo Termination rates	01/07/2017 01/12/2017
V150.0	Approved	New Mobile Termination rates for Vodafone, O2, Hutchison, Meteor, Carphone Mobile, Lycamobile, Tesco Mobile	01/01/2018
V151.00	Approved	New ECAS Rates Table 004	12/02/2018
V152.00	Approved	Amendment to the National Transit table 002 Rates for Viatel DQ 11810	01/07/2018 01/09/2018
V153.00	Approved	Geographic Termination Rates for Nuacom	15/12/2018
V154.00	Approved	Update to tables 102, 104, 106, 108, 302(A), 304,306,308,310 and 312 to reflect a price change to the standard national transit fee	01/03/2019
V155.00	Approved	New Mobile Origination rates to 1800, 1850 and 1890 for Three, O2	01/03/2019
<u>V155.00</u>	<u>Approved</u>	<u>New Emergency Services Call Handling Surcharge</u>	<u>01/03/2019</u>

This document follows change control procedure:

**Proposed** is defined as a document status when the approved document is uploaded to Proposals Section of open air Website.

**Final** is defined as a document status when the approved document is uploaded to the relevant section of the open air Website following



the publication period.

**For information:**

- Historical Document History Table located at end of Document.
- Publish means the action of uploading a document to the website regardless of status or location.
- **If there are changes to the document between 'Proposed' and 'Final', change control operates.**



This open eir Switched Transit Routing and Price list is published on the *open eir* web site. It may be amended from time to time as rates payable to Interconnected operators change. *open eir* will provide 21 days notice of any transit rate change or addition to this document other than changes to the transit fee levied by *open eir* which shall be amended as determined by the National Regulator. The implementation of rate changes take place from the 1<sup>st</sup> day of a month in all instances, subject to the requisite notification processes having been followed.

The tables indicate the status of each rate. Rates with a status of 'Final' are not subject to change, rates with a status of 'Interim' shall be billed at the interim rate until such time as this rate is finalised and a retrospective adjustment may be made at that point in time. The time frames for which a rate is applicable are indicated by the effective from and effective to dates.

Price changes to existing operator services in the Switched Transit and Routing Price List shall be effected in accordance with the processes set out in Appendix I to this document. Such changes shall be exempt from the requirements of Clause 29 of the Agreement.

Operators will be notified when the publication on the web site is amended.

In the event of an OAO's requirement to adjust an eir Retail published rate (i.e. an OAO's wishes to adjust the rate associated with their DQ Service), it is essential that the OAO seeks and concludes agreement on the associated wholesale rate a minimum of 9 weeks prior to the rate change coming into effect from the 1<sup>st</sup> of a month. OAO's should also allow a 2 week period to initiate and mutually conclude the agreement of the associated wholesale rate with open eir.

This Price list contains details of the services terminating on the networks of Authorised Operators who have requested *open eir* to open number ranges that have been granted to them by the National Regulator in the National Numbering Plan.



---

A list of services currently offered by Authorised Operators is provided in Table 1 below.



---

## Routing

*open eir* accepts transit traffic destined for OAO geographic number ranges and to the mobile networks at the Tertiary switches and at all the Tandem switches.

In normal circumstances, Operators should deliver transit traffic to geographic numbers at a tandem switch in the appropriate geographic region. In the event that an operator wishes to deliver significant transit traffic at a tandem switch other than that in the geographic region, a specific forecast must be provided of the projected levels of such transit traffic. This should be done as an adjunct to the normal quarterly forecast for interconnect capacity provided to *open eir*. This forecast must be agreed with *open eir* in advance of any such traffic being delivered.

In relation to non-geographic transit traffic and transit to network specific codes other than mobile numbers, this traffic can only be delivered to the *open eir* network at the Tertiary switches.

## Charging

Charging arrangements are described below.

- The Charges relevant to each service are shown in the diagrams
- The subsequent tables clearly indicate whether the charge is payable to the originating or terminating operator.
- Traffic charging for each service shall be based on chargeable cumulative seconds for each Billing period rounded to the nearest minute unless otherwise stated.



- 
- The tables indicate the status of each rate. Rates with a status of 'Final' are not subject to change, rates with a status of 'Interim' shall be billed at the interim rate until such time as this rate is finalised and a retrospective adjustment may be made at that point in time. The time frames for which a rate is applicable are indicated by the effective from and effective to dates.
  - In the event that direct accounting arrangements have been made between the Operator and the terminating network Operator, only the transit fee as specified in Service Schedule 104 National Transit and included here in Table 002 shall apply. The transit fee is payable by the originating Operator in all instances with the exception of calls to NTC numbers in which case the transit fee is payable by the terminating Operator.
  - **Euro Rates** – All rates are quoted in Euro cent/driver unit.

### Group 1

This group contains services provided by the terminating operator that involves 2 transactions. This group are from Tables 101 to 108. Table 101, 103, 105 and 107 list the payment to the terminating Operator for the services listed in that table. Table 102, 104, 106 and 108 list the charges to the originating operator for transit traffic destined for the services listed in that table.

See Figure 1 below.

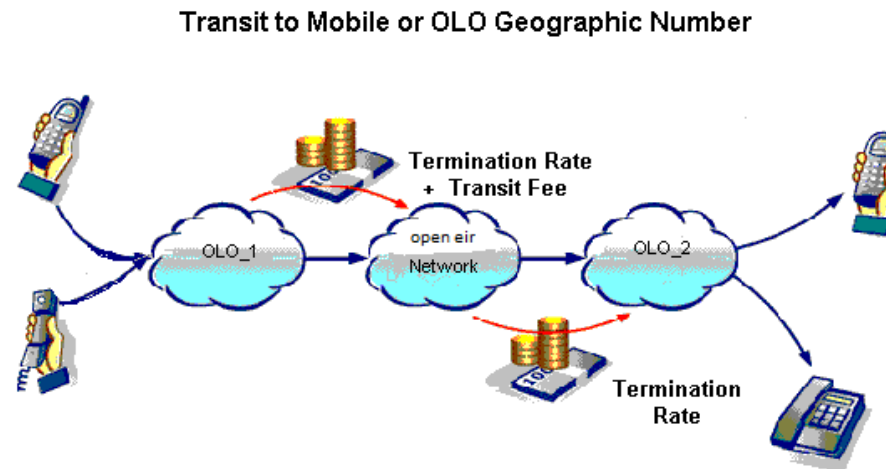


Figure 1 Cascade accounting Scenario for calls to Mobile, OLO Geographic Number Ranges and OLO DQ Services



## Group 2

This group contains services provided by the terminating operator that involves 3 transactions. This group is from table 201 to 207. Table 201 to 207 list the payment to the terminating operator for the services listed in that table. The same charges in Table 201 to 207 are levied by open eir on the originating operator for the services listed in that table. open eir then levies the transit fee in Table 002 on the terminating operator for the call.

See Figure 2 below.

For example, OLO1 rings OLO2 1550 and routes the traffic as transit through open eir. In this case open eir is invoiced by OLO2, the terminating NTC operator, for the appropriate NTC settlement fee, open eir invoices OLO2 for the transit fee and open eir also invoices OLO1, the originating operator, for the appropriate NTC settlement fee. See Figure 2 below.

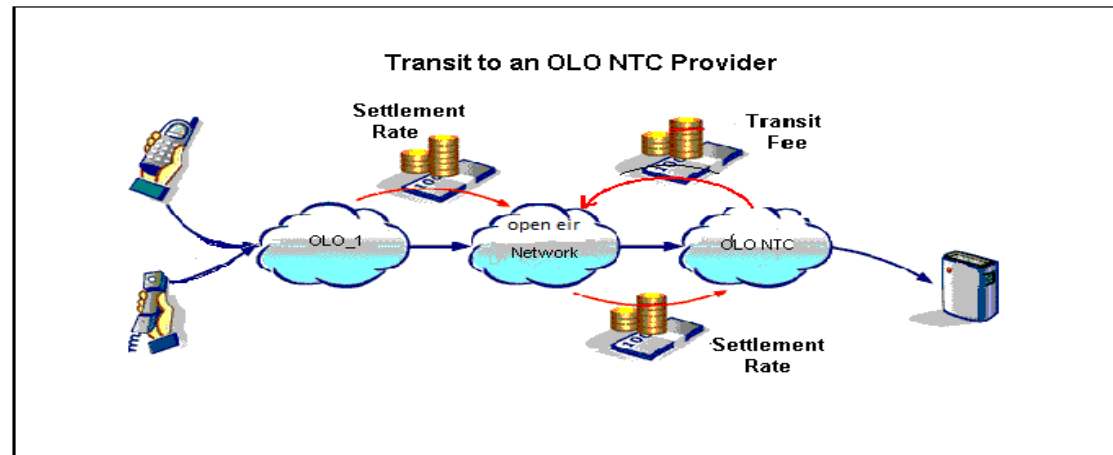


Figure 2 Transit to OLO NTC, blue lines denote call flow while red lines denote money flow

Group 3

This group contains services provided by the terminating operator that involves 2 transactions but payment goes to the Originating Operator. This group is from Table 301 to 308.

Tables 301, 303, 305 and 307 list the payment to the Originating Operator for the services listed in that table.

Table 302, 304, 306 and 308 list that charges to the terminating operator for transit traffic destined for the services listed in that table.

See Figure 3 Below.

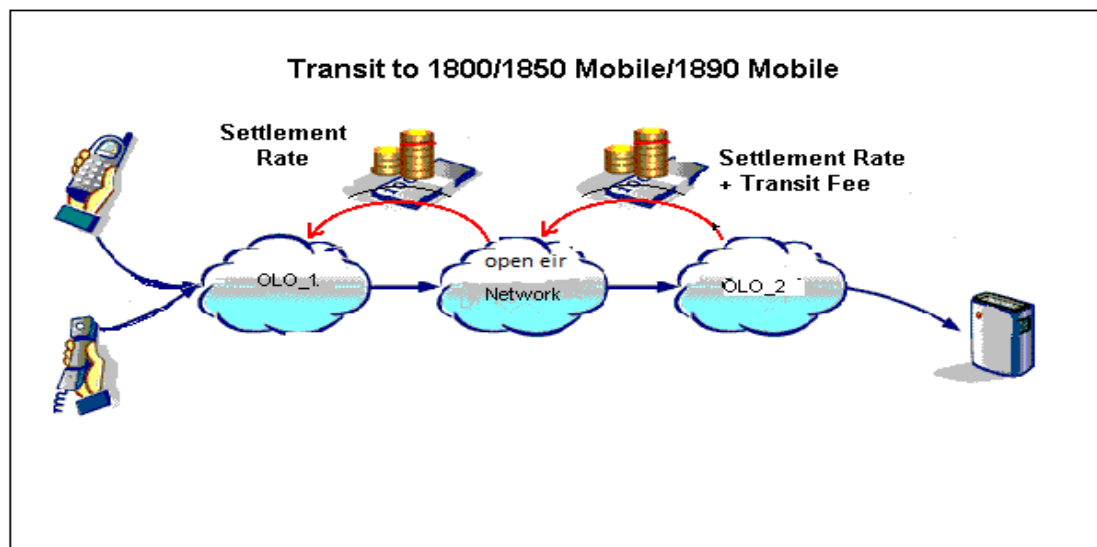


Figure 3 Transit to 1800 Fixed & Mobile/1850 Mobile/1890 Mobile, blue lines denote call flow while red lines denote money flow



---

**PAC – Table 003**

Table 003 lists the Payphone Access Charge levied by PAC Eligible Payphone Operators for calls originating on their payphone and terminating on a 1800 Freefone or Harmonised 116xxx Service. This table clearly indicates that charges payable by the terminating Operators. This Charge is supplemental to charges in tables 301 302, 309 and 310.



## List of Tables

Table Number	Contents	Pages
Table 001	List of Services Offered by Each Authorised Operator	14
Table 002	Transit Fee	15
Table 003	Payphone Access Charge for Freefone Calls	16
Table 004	Emergency Services Call Handling Surcharge	17
Table 101	Mobile Termination Rates	18-26
Table 102	Mobile Termination Rates including Transit Charge	27-36
Table 103	Geographical Termination Rates	37-39
Table 104	Geographical Origination Rates	40- 43
Table 105	Directory Enquiries Termination Rates	44- 45
Table 106	Directory Enquiries Origination Rates	46-47
Table 107	Customer Care Termination Rates	48
Table 108	Customer Care Origination Rates	49
Table 201	OAO Terminating Charges for Premium Rate Services	50-52
Table 202	OAO Terminating Charges for Universal Access	53
Table 203	OAO Terminating Charges for Personal Numbering	54
Table 204	OAO Callsave Charges for Fixed Operators	55
Table 205	OAO Lo-Call Charges for Fixed Operators	56
Table 206	OAO 1891 Internet Rates	57
Table 207	OAO 1892 Internet Rates	58
Table 208	OAO VoIP Rates	59
Table 301	OAO Freefone Charges for Fixed Operators - less Transit Fee where appropriate	60
Table 302	1800 Fixed Transit Schedule	61
Table 303	Mobile Charges to OAO Freefone Service- less Transit Fee where appropriate	62



Table 304	Mobile to 1800 Transit Schedule	63
Table 305	Mobile Charges to OAO Callsave Service – less Transit Fee where appropriate	64
Table 306	Mobile to 1850 Transit Schedule	65
Table 307	Mobile Charges to OAO Lo-Call – less Transit Fee where appropriate	66
Table 308	Mobile to 1890 Transit Schedule	67
Table 309	Harmonised 116xxx Charges for Fixed Operators - less transit fee where appropriate	68
Table 310	Harmonised 116xxx Fixed Transit Schedule	69
Table 311	Harmonised 116xxx Charges for Mobile - less transit fee where appropriate	70
Table 312	Mobile to Harmonised 116xxx Transit Schedule	71

Tables Relationship

Service	Group	Table No	Associated Table
Transit Fee		002	
Payphone Access Charge		003	
Emergency Services Call Handling Surcharge		004	
Mobile Termination	1	101	102
Geographical Termination	1	103	104
Directory Enquiries	1	105	106
Customer Care	1	107	108
Premium Rate Services	2	201	
Universal Access	2	202	
Personal Numbering	2	203	
1850 Charges for Fixed	2	204	



1890 Charges for Fixed	2	205	
1891 Internet Charges	2	206	
1892 Internet Charges	2	207	
VoIP Charges	2	208	
1800 Charges for Fixed	3	301	302
1800 Charges for Mobile	3	303	304
1850 Charges for Mobile	3	305	306
1890 Charges for Mobile	3	307	308
116xxx Charges for Fixed	3	309	310
116xxx Charges for Mobile	3	311	312

### Rate Archiving

STRPL Version 58 Marked (effective from 01/07/07) flags historical rates prior to 01/04/2005, which have been archived. These archived rates are not contained in the unmarked STRPL version 58 or subsequent STRPL publications.

To view archived rates, please see STRPL version 58 (marked) or any earlier version, marked or unmarked on the open eir web site under Regulatory Services – Archives - Interconnect.



Table 001 List of Services Offered by Each Authorised Operator															
Terminating Operator	Geo Number Term	Mobile Term	PRS 15X0	PRS 151X, 1598 & 1599	1800 Freefone	1850 Callsave	1890 Lo Call	Cust Care 190*	Directory Enquiries	Personal Numbering	Universal Access	Internet 1891	Internet 1892	PAC	VoIP
Access Telecom-Imagine	01/09/03		01/07/00	01/05/04	01/07/00	01/07/00	01/07/00								01/07/05
Budget	01/07/00		01/07/00	01/05/04	01/07/00	01/07/00	01/07/00			01/10/01	01/10/01				01/05/05
Blueface	01/08/07		01/04/08	01/04/08	01/04/08	01/04/08	01/04/08			01/04/08	01/04/08				01/04/08
Cable & Wireless	01/07/00		01/07/00		01/07/00	01/07/00	01/07/00								
Chorus	01/07/00		01/07/00		01/07/00	01/07/00	01/07/00					01/09/03			
Colt	01/05/02		01/07/00	01/05/04	01/07/00	01/07/00	01/07/00			01/09/02	01/09/02	01/09/02		01/06/04	01/06/05
Conduit									01/07/00						
Energis	01/07/00		01/07/00	01/05/04	01/07/00	01/07/00	01/07/00			01/05/02	01/05/02			01/06/06	01/10/09
Esat BT	01/07/00		01/07/00	01/05/04	01/07/00	01/07/00	01/07/00	01/02/04	01/10/00		01/11/02	01/02/02		01/08/04	01/05/05
Finarea	01/03/06		01/01/06	01/01/06	01/01/06	01/01/06	01/01/06			01/01/06	01/01/06				01/01/06
Hutchison		01/10/03				01/10/11		01/03/09							
Magnet	01/02/06					01/01/06	01/01/06		01/09/09		01/12/08				01/02/09
Verizon (formerly MCI)	01/07/00		01/07/00	01/05/04	01/07/00	01/07/00	01/07/00		01/10/05		01/09/09			01/02/04	01/12/05
Meteor		01/07/00						01/07/00							
Netsource															01/05/05
NTL	01/07/00		01/07/00	01/05/04	01/07/00	01/07/00	01/07/00	01/07/07	01/05/10	01/09/02	01/09/02				01/06/05
O <sub>2</sub>		01/07/00						01/07/00	01/10/00						
Ocean	01/07/00		01/07/00		01/07/00	01/07/00	01/07/00								
Opera In2tel	01/02/07		01/02/04	01/05/04	01/02/04	01/02/04	01/02/04			01/02/04	01/02/04	01/02/04	01/02/04		01/07/05
Perlico								01/11/08							
Smart	01/12/05		01/04/04	01/05/04	01/04/04	01/04/04	01/04/04			01/04/04	01/04/04			01/01/04	01/05/05
Swiftcall	01/10/04		01/05/04	01/05/04	01/07/00	01/04/03	01/07/00	01/10/06		01/10/04	01/10/04				01/03/07
Talk Telecom	01/09/04		01/02/04	01/05/04	01/02/04	01/02/04	01/02/04							01/09/05	01/06/05
Tesco Mobile		01/10/07													
TNS					01/07/00	01/08/09									
Vartec			01/07/00	01/06/05	01/07/00	01/07/06	01/07/06	01/06/06		01/09/02	01/09/02	01/02/02			01/06/05
Vodafone		01/07/00						01/07/00	01/10/00						
Digiweb	01/01/09		01/01/09	01/01/09	01/01/09	01/01/09	01/01/09		01/03/11	01/01/09	01/01/09	01/01/09	01/01/09		01/01/09
3PlayPlus	01/03/10														
Rivertower	01/03/11														01/03/11
Orange Business Services	01/05/11				01/05/11	01/05/11	01/05/11			01/05/11	01/05/11				01/05/11
Blue Chip Telecom	01/05/11		01/05/11	01/05/11	01/05/11	01/05/11	01/05/11			01/05/11	01/05/11	01/05/11	01/05/11		01/05/11
Airspeed	01/06/11		01/06/11	01/06/11	01/06/11	01/06/11	01/06/11			01/06/11	01/06/11				
Voxbone	01/08/11				01/08/11						01/08/11				01/08/11
Lycamobile		01/08/11													
Magrathea	01/09/12				01/09/12	01/09/12	01/09/12				01/09/12				01/09/12
Goldfish	01/01/13				01/01/13	01/01/13	01/01/13			01/01/13	01/01/13				01/01/13

Table 1 lists the services currently offered by Authorised Operators



Table 002 Transit Fee									
	Cent Per Minute			Cent Per Call			Effective from	Effective to	Status
	Peak	Off Peak	Weekend	Peak	Off Peak	Weekend			
Transit Fee	<b>Now Found in the CISPL</b>						01/04/2004	30/06/2006	Final
Transit Fee							01/07/2006	30/06/2007	Final
Transit Fee							01/07/2007		Final
<b>Note:</b>									
Table 002 lists the Transit Fee.									
Rates are quoted in Euro Cent.									
<b>Note :</b> Relocation from STRPL to openeir Commercial Interconnect Services Price List (CISPL) effective from 01/07/2018. This service schedule will be removed from the STRPL price list at a later date.									





Table 003									
PAC - Payphone Originated 1800 & 116xxx Calls									
Operator	Cent Per Minute			Cent Per Call			Effective from	Effective to	Status
	Peak	Off Peak	Weekend	Peak	Off Peak	Weekend			
Smart	16.422	16.422	16.422				01/04/2005	31/03/2006	Final
Smart	16.833	16.833	16.833				01/04/2006		Final
MCI	16.422	16.422	16.422				01/04/2005	31/03/2006	Final
MCI	16.833	16.833	16.833				01/04/2006		Final
Colt	16.422	16.422	16.422				01/04/2005	31/03/2006	Final
Colt	16.833	16.833	16.833				01/04/2006		Final
Esat	16.422	16.422	16.422				01/04/2005	31/03/2006	Final
Esat	16.833	16.833	16.833				01/04/2006		Final
Talk Telecom	16.422	16.422	16.422				01/09/2005	31/03/2006	Final
Talk Telecom	16.833	16.833	16.833				01/04/2006		Final
Energis	16.833	16.833	16.833				01/06/2006		Final
<b>Note:</b>									
Table 003 lists the charges on the open eir/OAO 1800 / 116xxx network operator for calls to their 1800 / 116xxx service from a payphone									
Rates are quoted in Euro cent.									



Table 5 Emergency Call Answering Service						
Service Type	Charge in Euro per Call			Effective from	Effective to	Status
	Peak	Off Peak	Weekend			
Call Handling Fee	2.210	2.210	2.210	01/10/2009	31/07/2010	Final
Call Handling Fee	2.230	2.230	2.230	01/08/2010	11/02/2011	Final
Call Handling Fee	3.350	3.350	3.350	12/02/2011	11/02/2013	Final
Call Handling Fee	2.930	2.930	2.930	12/02/2013	11/02/2014	Final
Call Handling Fee	3.080	3.080	3.080	12/02/2014	11/02/2015	Final
Call Handling Fee	3.820	3.820	3.820	12/02/2015	11/02/2017	Final
Call Handling Fee	3.950	3.950	3.950	12/02/2017	11/02/2018	Final
Call Handling Fee	3.070	3.070	3.070	12/02/2018	28/02/2019	Final
Call Handling Fee	3.930	3.930	3.930	01/03/2019		Final

Table 004 Emergency Services Call Handling Surcharge									
Service Type	Cent Per Minute			Cent Per Call			Effective from	Effective to	Status
	Peak	Off Peak	Weekend	Peak	Off Peak	Weekend			
Call Handling Surcharge				147.00	147.00	147.00	01/01/2005	31/07/2007	Final
Call Handling Surcharge				155.00	155.00	155.00	01/08/2007	31/07/2009	Final
Call Handling Surcharge				221.00	221.00	221.00	01/08/2009	31/07/2010	Final
Call Handling Surcharge				223.00	223.00	223.00	01/08/2010	11/02/2011	Final
Call Handling Surcharge				335.00	335.00	335.00	12/02/2011	11/02/2013	Final
Call Handling Surcharge				293.00	293.00	293.00	12/02/2013	11/02/2014	Final
Call Handling Surcharge				308.00	308.00	308.00	12/02/2014	11/02/2015	Final
Call Handling Surcharge				382.00	382.00	382.00	12/02/2015	11/02/2017	Final
Call Handling Surcharge				395.00	395.00	395.00	12/02/2017	11/02/2018	Final
Call Handling Surcharge				307.00	307.00	307.00	12/02/2018	11/02/2019	Final

**Note**

Where appropriate this surcharge is added to the conveyance transit fee in Rio Price List Service Schedule 115.



Table 101 Mobile Termination Rates (to 31/12/07)									
Operator	Cent Per Minute			Cent Per Call			Effective from	Effective to	Status
	Peak	Off Peak	Weekend	Peak	Off Peak	Weekend			
Meteor	17.776333	11.427643	8.888167	0	0	0	01/10/2000	31/12/2005	Final
Meteor	16.36	11.43	8.88	0	0	0	01/01/2006	31/12/2006	Final
Meteor	15.90	10.71	8.32	0	0	0	01/01/2007	31/12/2007	Final
Vodafone (087) ported to Meteor	17.988333	11.545643	8.994167	0.663	0.370	0.331	01/12/2004	31/12/2005	Final
Vodafone (087) ported to Meteor	16.572	11.548	8.986	0.663	0.370	0.331	01/01/2006	31/12/2006	Final
Vodafone (087) ported to Meteor	16.112	10.828	8.426	0.663	0.370	0.331	01/01/2007	31/12/2007	Final
O2 (086) ported to Meteor	18.276333	11.927643	9.388167	0	0	0	01/07/2004	31/12/2005	Final
O2 (086) ported to Meteor	16.86	11.93	9.38	0	0	0	01/01/2006	31/12/2006	Final
O2 (086) ported to Meteor	16.40	11.21	8.82	0	0	0	01/01/2007	31/12/2007	Final
Hutchison (083) ported to Meteor	17.776333	11.427643	8.888167	0	0	0	01/09/2005	31/12/2005	Final
Hutchison (083) ported to Meteor	16.36	11.43	8.88	0	0	0	01/01/2006	31/12/2006	Final
Hutchison (083) ported to Meteor	15.90	10.71	8.32	0	0	0	01/01/2007	30/09/2007	Final
Hutchison (083) ported to Meteor	16.40	11.21	8.82	0	0	0	01/10/2007	31/12/2007	Final
Tesco Mobile (089) Ported to Meteor	16.1004	10.822	8.418	0.621	0.344	0.301	01/12/2007	31/12/2007	Final
O <sub>2</sub>	12.90	10.00	7.87	0	0	0	01/09/2004	31/12/2005	Final
O <sub>2</sub>	12.90	8.25	6.01	0	0	0	01/01/2006	31/12/2006	Final
O <sub>2</sub>	11.25	7.99	7.99	0	0	0	01/01/2007	31/12/2007	Final
Vodafone(087) ported to O2	13.112	10.118	7.976	0.663	0.370	0.331	01/12/2004	31/12/2005	Final
Vodafone(087) ported to O2	13.112	8.368	6.116	0.663	0.370	0.331	01/01/2006	31/12/2006	Final
Vodafone(087) ported to O2	11.462	8.108	8.096	0.663	0.370	0.331	01/01/2007	31/12/2007	Final
Meteor (085) ported to O2	12.90	10.00	7.87	0	0	0	01/09/2004	31/12/2005	Final
Meteor (085) ported to O2	12.90	8.25	6.01	0	0	0	01/01/2006	30/06/2006	Final
Meteor (085) ported to O2	13.112	8.368	6.116	0.663	0.37	0.331	01/07/2006	31/12/2006	Final
Meteor (085) ported to O2	11.462	8.108	8.096	0.663	0.37	0.331	01/01/2007	31/12/2007	Final
Hutchison (083) ported to O2	12.90	10.00	7.87	0	0	0	01/09/2005	31/12/2005	Final
Hutchison (083) ported to O2	12.90	8.25	6.01	0	0	0	01/01/2006	31/12/2006	Final
Hutchison (083) ported to O2	11.25	7.99	7.99	0	0	0	01/01/2007	30/09/2007	Final
Hutchison (083) ported to O2	11.75	8.49	8.49	0	0	0	01/10/2007	31/12/2007	Final
Tesco Mobile (089) Ported to O2	11.4504	8.102	8.088	0.621	0.344	0.301	01/12/2007	31/12/2007	Final
Vodafone	12.90	11.42	5.97	0	0	0	01/09/2004	31/12/2005	Final
Vodafone	12.90	8.75	5.97	0	0	0	01/01/2006	31/12/2006	Final
Vodafone	12.26	8.15	5.00	0	0	0	01/01/2007	31/12/2007	Final
O2 (086) Ported to Vodafone	13.40	11.92	6.47	0	0	0	01/09/2004	31/12/2005	Final
O2 (086) Ported to Vodafone	13.40	9.25	6.47	0	0	0	01/01/2006	31/12/2006	Final
O2 (086) Ported to Vodafone	12.76	8.65	5.50	0	0	0	01/01/2007	31/12/2007	Final
Meteor (085) ported to Vodafone	12.90	11.42	5.97	0	0	0	01/09/2004	31/12/2005	Final
Meteor (085) ported to Vodafone	12.90	8.75	5.97	0	0	0	01/01/2006	30/06/2006	Final
Meteor (085) ported to Vodafone	13.112	8.868	6.076	0.663	0.37	0.331	01/07/2006	31/12/2006	Final
Meteor (085) ported to Vodafone	12.472	8.268	5.106	0.663	0.37	0.331	01/01/2007	31/12/2007	Final
Hutchison (083) ported to Vodafone	12.90	11.42	5.97	0	0	0	01/09/2005	31/12/2005	Final
Hutchison (083) ported to Vodafone	12.90	8.75	5.97	0	0	0	01/01/2006	31/12/2006	Final
Hutchison (083) ported to Vodafone	12.26	8.15	5.00	0	0	0	01/01/2007	30/09/2007	Final
Hutchison (083) ported to Vodafone	12.76	8.65	5.50	0	0	0	01/10/2007	31/12/2007	Final
Tesco Mobile (089) Ported to Vodafone	12.4604	8.262	5.098	0.621	0.344	0.301	01/12/2007	31/12/2007	Final
Hutchison	17.776333	11.427643	8.888167	0	0	0	01/10/2003	31/12/2007	Final
Meteor (085) ported to Hutchison	17.776333	11.427643	8.888167	0	0	0	01/09/2005	30/06/2006	Final
Meteor (085) ported to Hutchison	17.988333	11.545643	8.994167	0.663	0.37	0.331	01/07/2006	31/12/2007	Final
Vodafone (087) ported to Hutchison	17.988333	11.545643	8.994167	0.663	0.370	0.331	01/09/2005	31/12/2007	Final
O2 (086) ported to Hutchison	18.276333	11.927643	9.388167	0	0	0	01/09/2005	31/12/2007	Final
Tesco Mobile (089) Ported to Hutchison	17.976733	11.539643	8.986167	0.621	0.344	0.301	01/12/2007	31/12/2007	Final
Tesco Mobile	18.004	12.612	10.298	0.621	0.344	0.301	01/10/2007	31/12/2007	Final
Meteor (085) ported to Tesco Mobile	18.216	12.730	10.404	1.284	0.714	0.632	01/10/2007	31/12/2007	Final
O2 (086) ported to Tesco Mobile	18.504	13.112	10.798	0.621	0.344	0.301	01/10/2007	31/12/2007	Final
Vodafone (087) ported to Tesco Mobile	18.216	12.730	10.404	1.284	0.714	0.632	01/10/2007	31/12/2007	Final
Hutchison (083) ported to Tesco Mobile	18.504	13.112	10.798	0.621	0.344	0.301	01/10/2007	31/12/2007	Final

**Note:**  
Table 101 list the payment to the terminating Operator for the services listed in that table.  
Rates are quoted in Euro cent

15/03/2019



Operator	Cent Per Minute			Cent Per Call			Effective from	Effective to	Status
	Peak	Off Peak	Weekend	Peak	Off Peak	Weekend			
Meteor	15.60	9.79	7.60	0	0	0	01/01/2008	31/12/2008	Final
Meteor	15.60	9.79	5.21	0	0	0	01/01/2009	31/03/2010	Final
Vodafone (087) ported to Meteor	15.812	9.908	7.706	0.663	0.370	0.331	01/01/2008	31/12/2008	Final
Vodafone (087) ported to Meteor	15.812	9.908	5.316	0.663	0.370	0.331	01/01/2009	31/03/2010	Final
O2 (086) ported to Meteor	16.10	10.29	8.10	0	0	0	01/01/2008	31/12/2008	Final
O2 (086) ported to Meteor	16.10	10.29	5.71	0	0	0	01/01/2009	31/03/2010	Final
Hutchison (083) ported to Meteor	16.10	10.29	8.10	0	0	0	01/01/2008	31/12/2008	Final
Hutchison (083) ported to Meteor	16.10	10.29	5.71	0	0	0	01/01/2009	31/03/2010	Final
Tesco Mobile (089) Ported to Meteor	15.8004	9.902	7.698	0.621	0.344	0.301	01/01/2008	31/12/2008	Final
Tesco Mobile (089) Ported to Meteor	15.8004	9.902	5.308	0.621	0.344	0.301	01/01/2009	30/04/2009	Final
Tesco Mobile (089) Ported to Meteor	16.1000	10.290	5.710	0	0	0	01/05/2009	31/03/2010	Final
O <sub>2</sub>	11.23	9.49	4.75	0	0	0	01/01/2008	31/12/2008	Final
O <sub>2</sub>	10.93	8.80	4.75	0	0	0	01/01/2009	31/03/2010	Final
Vodafone(087) ported to O2	11.442	9.608	4.856	0.663	0.370	0.331	01/01/2008	31/12/2008	Final
Vodafone(087) ported to O2	11.442	8.918	4.856	0.663	0.370	0.331	01/01/2009	31/03/2010	Final
Meteor (085) ported to O2	11.442	9.608	4.856	0.663	0.37	0.331	01/01/2008	31/12/2008	Final
Meteor (085) ported to O2	11.442	8.918	4.856	0.663	0.37	0.331	01/01/2009	31/03/2010	Final
Hutchison (083) ported to O2	11.73	9.99	5.25	0	0	0	01/01/2008	31/12/2008	Final
Hutchison (083) ported to O2	11.43	9.30	5.25	0	0	0	01/01/2009	31/03/2010	Final
Tesco Mobile (089) Ported to O2	11.4304	9.602	4.848	0.621	0.344	0.301	01/01/2008	31/12/2008	Final
Tesco Mobile (089) Ported to O2	11.1304	8.912	4.848	0.621	0.344	0.301	01/01/2009	30/04/2009	Final
Tesco Mobile (089) Ported to O2	11.4300	9.300	5.250	0	0	0	01/05/2009	31/03/2010	Final
Vodafone	11.89	7.78	4.87	0	0	0	01/01/2008	31/12/2008	Final
Vodafone	12.750	4.827	4.827	0	0	0	01/01/2009	31/03/2010	Final
O2 (086) Ported to Vodafone	12.39	8.28	5.37	0	0	0	01/01/2008	31/12/2008	Final
O2 (086) Ported to Vodafone	13.25	5.327	5.327	0	0	0	01/01/2009	31/03/2010	Final
Meteor (085) ported to Vodafone	12.102	7.898	4.976	0.663	0.37	0.331	01/01/2008	31/12/2008	Final
Meteor (085) ported to Vodafone	12.962	4.945	4.933	0.663	0.37	0.331	01/01/2009	31/03/2010	Final
Hutchison (083) ported to Vodafone	12.39	8.28	5.37	0	0	0	01/01/2008	31/12/2008	Final
Hutchison (083) ported to Vodafone	13.25	5.327	5.327	0	0	0	01/01/2009	31/03/2010	Final
Tesco Mobile (089) Ported to Vodafone	12.0904	7.892	4.968	0.621	0.344	0.301	01/01/2008	31/12/2008	Final
Tesco Mobile (089) Ported to Vodafone	12.9504	4.939	4.925	0.621	0.344	0.301	01/01/2009	30/04/2009	Final
Tesco Mobile (089) Ported to Vodafone	13.2500	5.327	5.327	0	0	0	01/05/2009	31/03/2010	Final
Hutchison	17.776333	11.427643	8.888167	0	0	0	01/01/2008	31/03/2010	Final
Meteor (085) ported to Hutchison	17.988333	11.545643	8.994167	0.663	0.37	0.331	01/01/2008	31/03/2010	Final
Vodafone (087) ported to Hutchison	17.988333	11.545643	8.994167	0.663	0.370	0.331	01/01/2008	31/03/2010	Final
O2 (086) ported to Hutchison	18.276333	11.927643	9.388167	0	0	0	01/01/2008	31/03/2010	Final
Tesco Mobile (089) Ported to Hutchison	17.976733	11.539643	8.986167	0.621	0.344	0.301	01/01/2008	30/04/2009	Final
Tesco Mobile (089) Ported to Hutchison	18.276333	11.927643	9.388167	0	0	0	01/05/2009	31/03/2010	Final
Tesco Mobile	18.004	12.612	10.298	0.621	0.344	0.301	01/01/2008	30/04/2009	Final
Tesco Mobile	17.800	12.500	10.200	0	0	0	01/05/2009	31/12/2009	Final
Tesco Mobile	17.120	12.020	9.810	0	0	0	01/01/2010	31/03/2010	Final
Meteor (085) ported to Tesco Mobile	18.216	12.730	10.404	1.284	0.714	0.632	01/01/2008	30/04/2009	Final
Meteor (085) ported to Tesco Mobile	18.012	12.618	10.306	0.663	0.37	0.331	01/05/2009	31/12/2009	Final
Meteor (085) ported to Tesco Mobile	17.332	12.138	9.916	0.663	0.37	0.331	01/01/2010	31/03/2010	Final
O2 (086) ported to Tesco Mobile	18.504	13.112	10.798	0.621	0.344	0.301	01/01/2008	30/04/2009	Final
O2 (086) ported to Tesco Mobile	18.300	13.000	10.700	0	0	0	01/05/2009	31/12/2009	Final
O2 (086) ported to Tesco Mobile	17.620	12.520	10.310	0	0	0	01/01/2010	31/03/2010	Final
Vodafone (087) ported to Tesco Mobile	18.216	12.730	10.404	1.284	0.714	0.632	01/01/2008	30/04/2009	Final
Vodafone (087) ported to Tesco Mobile	18.012	12.618	10.306	0.663	0.37	0.331	01/05/2009	31/12/2009	Final
Vodafone (087) ported to Tesco Mobile	17.332	12.138	9.916	0.663	0.37	0.331	01/01/2010	31/03/2010	Final
Hutchison (083) ported to Tesco Mobile	18.504	13.112	10.798	0.621	0.344	0.301	01/01/2008	30/04/2009	Final
Hutchison (083) ported to Tesco Mobile	18.300	13.000	10.700	0	0	0	01/05/2009	31/12/2009	Final
Hutchison (083) ported to Tesco Mobile	17.620	12.520	10.310	0	0	0	01/01/2010	31/03/2010	Final

15/03/2010

Note:  
Table 101 list the payment to the terminating Operator for the services listed in that table.  
Rates are quoted in Euro cent

Switched Transit Routing and Price List



Table 101 Mobile Termination Rates (from 01/04/10 to 29/06/11)									
Operator	Cent Per Minute			Cent Per Call			Effective from	Effective to	Status
	Peak	Off Peak	Weekend	Peak	Off Peak	Weekend			
Meteor	10.43	9.79	5.21	0	0	0	01/04/2010	30/09/2010	Final
Meteor	10.43	8.38	4.46	0	0	0	01/10/2010	30/12/2010	Final
Meteor	10.43	1.85	1.85	0.00	0	0	31/12/2010	29/06/2011	Final
Vodafone (087) ported to Meteor	10.642	9.908	5.316	0.663	0.370	0.331	01/04/2010	30/09/2010	Final
Vodafone (087) ported to Meteor	10.642	8.498	4.566	0.663	0.370	0.331	01/10/2010	30/12/2010	Final
Vodafone (087) ported to Meteor	10.642	1.968	1.956	0.663	0.370	0.331	31/12/2010	29/06/2011	Final
O2 (086) ported to Meteor	10.93	10.29	5.71	0	0	0	01/04/2010	30/09/2010	Final
O2 (086) ported to Meteor	10.93	8.88	4.96	0	0	0	01/10/2010	30/12/2010	Final
O2 (086) ported to Meteor	10.93	2.35	2.35	0	0	0	31/12/2010	29/06/2011	Final
Hutchison (083) ported to Meteor	10.93	10.29	5.71	0	0	0	01/04/2010	30/09/2010	Final
Hutchison (083) ported to Meteor	10.93	8.88	4.96	0	0	0	01/10/2010	30/12/2010	Final
Hutchison (083) ported to Meteor	10.93	2.35	2.35	0	0	0	31/12/2010	29/06/2011	Final
Tesco Mobile (089) Ported to Meteor	10.93	10.29	5.71	0	0	0	01/04/2010	30/09/2010	Final
Tesco Mobile (089) Ported to Meteor	10.93	8.88	4.96	0	0	0	01/10/2010	30/12/2010	Final
Tesco Mobile (089) Ported to Meteor	10.93	2.35	2.35	0	0	0	31/12/2010	29/06/2011	Final
O <sub>2</sub>	8.88	7.15	3.86	0	0	0	01/04/2010	30/12/2010	Final
O <sub>2</sub>	6.83	3.93	3.40	0	0	0	31/12/2010	29/06/2011	Final
Vodafone(087) ported to O2	9.092	7.268	3.966	0.663	0.370	0.331	01/04/2010	30/12/2010	Final
Vodafone(087) ported to O2	7.042	4.048	3.506	0.663	0.370	0.331	31/12/2010	29/06/2011	Final
Meteor (085) ported to O2	9.092	7.268	3.966	0.663	0.370	0.331	01/04/2010	30/12/2010	Final
Meteor (085) ported to O2	7.042	4.048	3.506	0.663	0.370	0.331	31/12/2010	29/06/2011	Final
Hutchison (083) ported to O2	9.38	7.65	4.36	0	0	0	01/04/2010	30/12/2010	Final
Hutchison (083) ported to O2	7.33	4.43	3.90	0	0	0	31/12/2010	29/06/2011	Final
Tesco Mobile (089) Ported to O2	9.38	7.65	4.36	0	0	0	01/04/2010	30/12/2010	Final
Tesco Mobile (089) Ported to O2	7.33	4.43	3.90	0	0	0	31/12/2010	29/06/2011	Final
Vodafone	9.549	4.827	4.827	0	0	0	01/04/2010	30/12/2010	Final
Vodafone	6.942	3.509	3.509	0	0	0	31/12/2010	29/06/2011	Final
O2 (086) Ported to Vodafone	10.049	5.327	5.327	0	0	0	01/04/2010	30/12/2010	Final
O2 (086) Ported to Vodafone	7.442	4.009	4.009	0	0	0	31/12/2010	29/06/2011	Final
Meteor (085) ported to Vodafone	9.761	4.945	4.933	0.663	0.37	0.331	01/04/2010	30/12/2010	Final
Meteor (085) ported to Vodafone	7.154	3.627	3.615	0.663	0.370	0.331	31/12/2010	29/06/2011	Final
Hutchison (083) ported to Vodafone	10.049	5.327	5.327	0	0	0	01/04/2010	30/12/2010	Final
Hutchison (083) ported to Vodafone	7.442	4.009	4.009	0	0	0	31/12/2010	29/06/2011	Final
Tesco Mobile (089) Ported to Vodafone	10.049	5.327	5.327	0	0	0	01/04/2010	30/12/2010	Final
Tesco Mobile (089) Ported to Vodafone	7.442	4.009	4.009	0	0	0	31/12/2010	29/06/2011	Final
Hutchison	17.78	6.90	8.89	0	0	0	01/04/2010	30/12/2010	Final
Hutchison	13.88	2.00	8.89	0	0	0	31/12/2010	29/06/2011	Final
Meteor (085) ported to Hutchison	17.992	7.018	8.996	0.663	0.370	0.331	01/04/2010	30/12/2010	Final
Meteor (085) ported to Hutchison	14.092	2.118	8.996	0.663	0.370	0.331	31/12/2010	29/06/2011	Final
Vodafone (087) ported to Hutchison	17.992	7.018	8.996	0.663	0.370	0.331	01/04/2010	30/12/2010	Final
Vodafone (087) ported to Hutchison	14.092	2.118	8.996	0.663	0.370	0.331	31/12/2010	29/06/2011	Final
O2 (086) ported to Hutchison	18.28	7.40	9.39	0	0	0	01/04/2010	30/12/2010	Final
O2 (086) ported to Hutchison	14.38	2.50	9.39	0	0	0	31/12/2010	29/06/2011	Final
Tesco Mobile (089) Ported to Hutchison	18.28	7.40	9.39	0	0	0	01/04/2010	30/12/2010	Final
Tesco Mobile (089) Ported to Hutchison	14.38	2.50	9.39	0	0	0	31/12/2010	29/06/2011	Final
Tesco Mobile	17.120	12.020	9.810	0	0	0	01/04/2010	29/06/2011	Final
Meteor (085) ported to Tesco Mobile	17.332	12.138	9.916	0.663	0.37	0.331	01/04/2010	29/06/2011	Final
O2 (086) ported to Tesco Mobile	17.620	12.520	10.310	0	0	0	01/04/2010	29/06/2011	Final
Vodafone (087) ported to Tesco Mobile	17.332	12.138	9.916	0.663	0.37	0.331	01/04/2010	29/06/2011	Final
Hutchison (083) ported to Tesco Mobile	17.620	12.520	10.310	0	0	0	01/04/2010	29/06/2011	Final

15/03/2011

Note:  
Table 101 list the payment to the terminating Operator for the services listed in that table.  
Rates are quoted in Euro cent



Table 101 Mobile Termination Rates (from 30/06/11 to 30/12/11)									
Operator	Cent Per Minute			Cent Per Call			Effective from	Effective to	Status
	Peak	Off Peak	Weekend	Peak	Off Peak	Weekend			
Meteor	8.500	1.000	1.000	0.000	0.000	0.000	30/06/2011	30/12/2011	Final
Vodafone (087) ported to Meteor	8.712	1.118	1.106	0.663	0.370	0.331	30/06/2011	30/12/2011	Final
O2 (086) ported to Meteor	9.000	1.500	1.500	0.000	0.000	0.000	30/06/2011	30/12/2011	Final
Hutchison (083) ported to Meteor	9.000	1.500	1.500	0.000	0.000	0.000	30/06/2011	30/12/2011	Final
Tesco Mobile (089) Ported to Meteor	9.000	1.500	1.500	0.000	0.000	0.000	30/06/2011	30/12/2011	Final
Lycamobile (089) ported to Meteor	9.000	1.500	1.500	0.000	0.000	0.000	01/08/2011	30/12/2011	Final
O2	5.980	2.800	2.860	0.000	0.000	0.000	30/06/2011	30/12/2011	Final
Vodafone(087) ported to O2	6.192	2.918	2.966	0.663	0.370	0.331	30/06/2011	30/12/2011	Final
Meteor (085) ported to O2	6.192	2.918	2.966	0.663	0.370	0.331	30/06/2011	30/12/2011	Final
Hutchison (083) ported to O2	6.480	3.300	3.360	0.000	0.000	0.000	30/06/2011	30/12/2011	Final
Tesco Mobile (089) Ported to O2	6.480	3.300	3.360	0.000	0.000	0.000	30/06/2011	30/12/2011	Final
Lycamobile (089) ported to O2	6.480	3.300	3.360	0.000	0.000	0.000	01/08/2011	30/12/2011	Final
Vodafone	5.840	2.950	2.950	0.000	0.000	0.000	30/06/2011	30/12/2011	Final
O2 (086) Ported to Vodafone	6.340	3.450	3.450	0.000	0.000	0.000	30/06/2011	30/12/2011	Final
Meteor (085) ported to Vodafone	6.052	3.068	3.056	0.663	0.370	0.331	30/06/2011	30/12/2011	Final
Hutchison (083) ported to Vodafone	6.340	3.450	3.450	0.000	0.000	0.000	30/06/2011	30/12/2011	Final
Tesco Mobile (089) Ported to Vodafone	6.340	3.450	3.450	0.000	0.000	0.000	30/06/2011	30/12/2011	Final
Lycamobile (089) ported to Vodafone	6.340	3.450	3.450	0.000	0.000	0.000	01/08/2011	30/12/2011	Final
Hutchison	13.880	2.000	3.910	0.000	0.000	0.000	30/06/2011	30/12/2011	Final
Meteor (085) ported to Hutchison	14.092	2.118	4.016	0.663	0.370	0.331	30/06/2011	30/12/2011	Final
Vodafone (087) ported to Hutchison	14.092	2.118	4.016	0.663	0.370	0.331	30/06/2011	30/12/2011	Final
O2 (086) ported to Hutchison	14.380	2.500	4.410	0.000	0.000	0.000	30/06/2011	30/12/2011	Final
Tesco Mobile (089) Ported to Hutchison	14.380	2.500	4.410	0.000	0.000	0.000	30/06/2011	30/12/2011	Final
Lycamobile (089) ported to Hutchison	14.380	2.500	4.410	0.000	0.000	0.000	01/08/2011	30/12/2011	Final
Tesco Mobile	17.120	12.020	9.810	0.000	0.000	0.000	30/06/2011	30/12/2011	Final
Meteor (085) ported to Tesco Mobile	17.332	12.138	9.916	0.663	0.370	0.331	30/06/2011	30/12/2011	Final
O2 (086) ported to Tesco Mobile	17.620	12.520	10.310	0.000	0.000	0.000	30/06/2011	30/12/2011	Final
Vodafone (087) ported to Tesco Mobile	17.332	12.138	9.916	0.663	0.370	0.331	30/06/2011	30/12/2011	Final
Hutchison (083) ported to Tesco Mobile	17.620	12.520	10.310	0.000	0.000	0.000	30/06/2011	30/12/2011	Final
Lycamobile (089) ported to Tesco Mobile	17.620	12.520	10.310	0.000	0.000	0.000	01/08/2011	30/12/2011	Final
Lycamobile	13.790	13.790	13.790	0.000	0.000	0.000	01/08/2011	30/12/2011	Final
Meteor (085) ported to Lycamobile	14.002	13.908	13.896	0.663	0.370	0.331	01/08/2011	30/12/2011	Final
O2 (086) ported to Lycamobile	14.290	14.290	14.290	0.000	0.000	0.000	01/08/2011	30/12/2011	Final
Vodafone (087) ported to Lycamobile	14.002	13.908	13.896	0.663	0.370	0.331	01/08/2011	30/12/2011	Final
Hutchison (083) ported to Lycamobile	14.290	14.290	14.290	0.000	0.000	0.000	01/08/2011	30/12/2011	Final
Tesco Mobile (089) Ported to Lycamobile	14.290	14.290	14.290	0.000	0.000	0.000	01/08/2011	30/12/2011	Final

**Note:**  
Table 101 list the payment to the terminating Operator for the services listed in that table.  
Rates are quoted in Euro cent



Table 101 Mobile Termination Rates (from 31/12/11 to 29/06/12)									
Operator	Cent Per Minute			Cent Per Call			Effective from	Effective to	Status
	Peak	Off Peak	Weekend	Peak	Off Peak	Weekend			
Meteor	7.380	1.000	1.000	0.000	0.000	0.000	31/12/2011	29/06/2012	Final
Vodafone (087) ported to Meteor	7.592	1.118	1.106	0.663	0.370	0.331	31/12/2011	29/06/2012	Final
O2 (086) ported to Meteor	7.880	1.500	1.500	0.000	0.000	0.000	31/12/2011	29/06/2012	Final
Hutchison (083) ported to Meteor	7.880	1.500	1.500	0.000	0.000	0.000	31/12/2011	29/06/2012	Final
Tesco Mobile (089) Ported to Meteor	7.880	1.500	1.500	0.000	0.000	0.000	31/12/2011	29/06/2012	Final
Lycamobile (089) ported to Meteor	7.880	1.500	1.500	0.000	0.000	0.000	31/12/2011	29/06/2012	Final
O2	5.680	2.090	2.140	0.000	0.000	0.000	31/12/2011	29/06/2012	Final
Vodafone(087) ported to O2	5.892	2.208	2.246	0.663	0.370	0.331	31/12/2011	29/06/2012	Final
Meteor (085) ported to O2	5.892	2.208	2.246	0.663	0.370	0.331	31/12/2011	29/06/2012	Final
Hutchison (083) ported to O2	6.180	2.590	2.640	0.000	0.000	0.000	31/12/2011	29/06/2012	Final
Tesco Mobile (089) Ported to O2	6.180	2.590	2.640	0.000	0.000	0.000	31/12/2011	29/06/2012	Final
Lycamobile (089) ported to O2	6.180	2.590	2.640	0.000	0.000	0.000	31/12/2011	29/06/2012	Final
Vodafone	5.220	2.640	2.640	0.000	0.000	0.000	31/12/2011	29/06/2012	Final
O2 (086) Ported to Vodafone	5.720	3.140	3.140	0.000	0.000	0.000	31/12/2011	29/06/2012	Final
Meteor (085) ported to Vodafone	5.432	2.758	2.746	0.663	0.370	0.331	31/12/2011	29/06/2012	Final
Hutchison (083) ported to Vodafone	5.720	3.140	3.140	0.000	0.000	0.000	31/12/2011	29/06/2012	Final
Tesco Mobile (089) Ported to Vodafone	5.720	3.140	3.140	0.000	0.000	0.000	31/12/2011	29/06/2012	Final
Lycamobile (089) ported to Vodafone	5.720	3.140	3.140	0.000	0.000	0.000	31/12/2011	29/06/2012	Final
Hutchison	13.880	1.000	2.000	0.000	0.000	0.000	31/12/2011	29/06/2012	Final
Meteor (085) ported to Hutchison	14.092	1.118	2.106	0.663	0.370	0.331	31/12/2011	29/06/2012	Final
Vodafone (087) ported to Hutchison	14.092	1.118	2.106	0.663	0.370	0.331	31/12/2011	29/06/2012	Final
O2 (086) ported to Hutchison	14.380	1.500	2.500	0.000	0.000	0.000	31/12/2011	29/06/2012	Final
Tesco Mobile (089) Ported to Hutchison	14.380	1.500	2.500	0.000	0.000	0.000	31/12/2011	29/06/2012	Final
Lycamobile (089) ported to Hutchison	14.380	1.500	2.500	0.000	0.000	0.000	31/12/2011	29/06/2012	Final
Tesco Mobile	17.120	12.020	9.810	0.000	0.000	0.000	31/12/2011	31/01/2012	Final
Meteor (085) ported to Tesco Mobile	17.332	12.138	9.916	0.663	0.370	0.331	31/12/2011	31/01/2012	Final
O2 (086) ported to Tesco Mobile	17.620	12.520	10.310	0.000	0.000	0.000	31/12/2011	31/01/2012	Final
Vodafone (087) ported to Tesco Mobile	17.332	12.138	9.916	0.663	0.370	0.331	31/12/2011	31/01/2012	Final
Hutchison (083) ported to Tesco Mobile	17.620	12.520	10.310	0.000	0.000	0.000	31/12/2011	31/01/2012	Final
Lycamobile (089) ported to Tesco Mobile	17.620	12.520	10.310	0.000	0.000	0.000	31/12/2011	31/01/2012	Final
Tesco Mobile	15.410	10.820	8.830	0.000	0.000	0.000	01/02/2012	29/06/2012	Final
Meteor (085) ported to Tesco Mobile	15.622	10.938	8.936	0.663	0.370	0.331	01/02/2012	29/06/2012	Final
O2 (086) ported to Tesco Mobile	15.910	11.320	9.330	0.000	0.000	0.000	01/02/2012	29/06/2012	Final
Vodafone (087) ported to Tesco Mobile	15.622	10.938	8.936	0.663	0.370	0.331	01/02/2012	29/06/2012	Final
Hutchison (083) ported to Tesco Mobile	15.910	11.320	9.330	0.000	0.000	0.000	01/02/2012	29/06/2012	Final
Lycamobile (089) ported to Tesco Mobile	15.910	11.320	9.330	0.000	0.000	0.000	01/02/2012	29/06/2012	Final
Lycamobile	13.790	13.790	13.790	0.000	0.000	0.000	31/12/2011	29/06/2012	Final
Meteor (085) ported to Lycamobile	14.002	13.908	13.896	0.663	0.370	0.331	31/12/2011	29/06/2012	Final
O2 (086) ported to Lycamobile	14.290	14.290	14.290	0.000	0.000	0.000	31/12/2011	29/06/2012	Final
Vodafone (087) ported to Lycamobile	14.002	13.908	13.896	0.663	0.370	0.331	31/12/2011	29/06/2012	Final
Hutchison (083) ported to Lycamobile	14.290	14.290	14.290	0.000	0.000	0.000	31/12/2011	29/06/2012	Final
Tesco Mobile (089) Ported to Lycamobile	14.290	14.290	14.290	0.000	0.000	0.000	31/12/2011	29/06/2012	Final

**Note:**  
Table 101 list the payment to the terminating Operator for the services listed in that table.  
Rates are quoted in Euro cent



Table 101									
Mobile Termination Rates (from 30/06/12 to 31/12/2012)									
Operator	Cent Per Minute			Cent Per Call			Effective from	Effective to	Status
	Peak	Off Peak	Weekend	Peak	Off Peak	Weekend			
Meteor	6.590	1.000	1.000	0.000	0.000	0.000	30/06/2012	31/12/2012	Final
Vodafone (087) ported to Meteor	6.802	1.118	1.106	0.663	0.370	0.331	30/06/2012	31/12/2012	Final
O2 (086) ported to Meteor	7.090	1.500	1.500	0.000	0.000	0.000	30/06/2012	31/12/2012	Final
Hutchison (083) ported to Meteor	7.090	1.500	1.500	0.000	0.000	0.000	30/06/2012	31/12/2012	Final
Tesco Mobile (089) Ported to Meteor	7.090	1.500	1.500	0.000	0.000	0.000	30/06/2012	31/12/2012	Final
Lycamobile (089) ported to Meteor	7.090	1.500	1.500	0.000	0.000	0.000	30/06/2012	31/12/2012	Final
O2	5.180	1.920	1.960	0.000	0.000	0.000	30/06/2012	31/12/2012	Final
Vodafone(087) ported to O2	5.392	2.038	2.066	0.663	0.370	0.331	30/06/2012	31/12/2012	Final
Meteor (085) ported to O2	5.392	2.038	2.066	0.663	0.370	0.331	30/06/2012	31/12/2012	Final
Hutchison (083) ported to O2	5.680	2.420	2.460	0.000	0.000	0.000	30/06/2012	31/12/2012	Final
Tesco Mobile (089) Ported to O2	5.680	2.420	2.460	0.000	0.000	0.000	30/06/2012	31/12/2012	Final
Lycamobile (089) ported to O2	5.680	2.420	2.460	0.000	0.000	0.000	30/06/2012	31/12/2012	Final
Vodafone	4.770	2.410	2.410	0.000	0.000	0.000	30/06/2012	31/12/2012	Final
O2 (086) Ported to Vodafone	5.270	2.910	2.910	0.000	0.000	0.000	30/06/2012	31/12/2012	Final
Meteor (085) ported to Vodafone	4.982	2.528	2.516	0.663	0.370	0.331	30/06/2012	31/12/2012	Final
Hutchison (083) ported to Vodafone	5.270	2.910	2.910	0.000	0.000	0.000	30/06/2012	31/12/2012	Final
Tesco Mobile (089) Ported to Vodafone	5.270	2.910	2.910	0.000	0.000	0.000	30/06/2012	31/12/2012	Final
Lycamobile (089) ported to Vodafone	5.270	2.910	2.910	0.000	0.000	0.000	30/06/2012	31/12/2012	Final
Hutchison	11.380	6.000	0.500	0.000	0.000	0.000	30/06/2012	31/12/2012	Final
Meteor (085) ported to Hutchison	11.592	6.118	0.606	0.663	0.370	0.331	30/06/2012	31/12/2012	Final
Vodafone (087) ported to Hutchison	11.592	6.118	0.606	0.663	0.370	0.331	30/06/2012	31/12/2012	Final
O2 (086) ported to Hutchison	11.880	6.500	1.000	0.000	0.000	0.000	30/06/2012	31/12/2012	Final
Tesco Mobile (089) Ported to Hutchison	11.880	6.500	1.000	0.000	0.000	0.000	30/06/2012	31/12/2012	Final
Lycamobile (089) ported to Hutchison	11.880	6.500	1.000	0.000	0.000	0.000	30/06/2012	31/12/2012	Final
Tesco Mobile	15.410	10.820	8.830	0.000	0.000	0.000	30/06/2012	31/07/2012	Final
Meteor (085) ported to Tesco Mobile	15.622	10.938	8.936	0.663	0.370	0.331	30/06/2012	31/07/2012	Final
O2 (086) ported to Tesco Mobile	15.910	11.320	9.330	0.000	0.000	0.000	30/06/2012	31/07/2012	Final
Vodafone (087) ported to Tesco Mobile	15.622	10.938	8.936	0.663	0.370	0.331	30/06/2012	31/07/2012	Final
Hutchison (083) ported to Tesco Mobile	15.910	11.320	9.330	0.000	0.000	0.000	30/06/2012	31/07/2012	Final
Lycamobile (089) ported to Tesco Mobile	15.910	11.320	9.330	0.000	0.000	0.000	30/06/2012	31/07/2012	Final
Tesco Mobile	15.010	10.420	8.430	0.000	0.000	0.000	01/08/2012	31/12/2012	Final
Meteor (085) ported to Tesco Mobile	15.222	10.538	8.536	0.663	0.370	0.331	01/08/2012	31/12/2012	Final
O2 (086) ported to Tesco Mobile	15.510	10.920	8.930	0.000	0.000	0.000	01/08/2012	31/12/2012	Final
Vodafone (087) ported to Tesco Mobile	15.222	10.538	8.536	0.663	0.370	0.331	01/08/2012	31/12/2012	Final
Hutchison (083) ported to Tesco Mobile	15.510	10.920	8.930	0.000	0.000	0.000	01/08/2012	31/12/2012	Final
Lycamobile (089) ported to Tesco Mobile	15.510	10.920	8.930	0.000	0.000	0.000	01/08/2012	31/12/2012	Final
Lycamobile	13.790	13.790	13.790	0.000	0.000	0.000	30/06/2012	31/12/2012	Final
Meteor (085) ported to Lycamobile	14.002	13.908	13.896	0.663	0.370	0.331	30/06/2012	31/12/2012	Final
O2 (086) ported to Lycamobile	14.290	14.290	14.290	0.000	0.000	0.000	30/06/2012	31/12/2012	Final
Vodafone (087) ported to Lycamobile	14.002	13.908	13.896	0.663	0.370	0.331	30/06/2012	31/12/2012	Final
Hutchison (083) ported to Lycamobile	14.290	14.290	14.290	0.000	0.000	0.000	30/06/2012	31/12/2012	Final
Tesco Mobile (089) Ported to Lycamobile	14.290	14.290	14.290	0.000	0.000	0.000	30/06/2012	31/12/2012	Final

**Note:**  
Table 101 list the payment to the terminating Operator for the services listed in that table.  
Rates are quoted in Euro cent





Table 101 Mobile Termination Rates (from 01/01/2013 to 30/06/2013)									
Operator	Cent Per Minute			Cent Per Call			Effective from	Effective to	Status
	Peak	Off Peak	Weekend	Peak	Off Peak	Weekend			
Meteor	4.250	1.000	1.000	0.000	0.000	0.000	01/01/2013	30/06/2013	Final
Vodafone (087) ported to Meteor	4.462	1.118	1.106	0.663	0.370	0.331	01/01/2013	30/06/2013	Final
O2 (086) ported to Meteor	4.750	1.500	1.500	0.000	0.000	0.000	01/01/2013	30/06/2013	Final
Hutchison (083) ported to Meteor	4.750	1.500	1.500	0.000	0.000	0.000	01/01/2013	30/06/2013	Final
Tesco Mobile (089) Ported to Meteor	4.750	1.500	1.500	0.000	0.000	0.000	01/01/2013	30/06/2013	Final
Lycamobile (089) ported to Meteor	4.750	1.500	1.500	0.000	0.000	0.000	01/01/2013	30/06/2013	Final
O2	3.650	1.440	1.300	0.000	0.000	0.000	01/01/2013	30/06/2013	Final
Vodafone(087) ported to O2	3.862	1.558	1.406	0.663	0.370	0.331	01/01/2013	30/06/2013	Final
Meteor (085) ported to O2	3.862	1.558	1.406	0.663	0.370	0.331	01/01/2013	30/06/2013	Final
Hutchison (083) ported to O2	4.150	1.940	1.800	0.000	0.000	0.000	01/01/2013	30/06/2013	Final
Tesco Mobile (089) Ported to O2	4.150	1.940	1.800	0.000	0.000	0.000	01/01/2013	30/06/2013	Final
Lycamobile (089) ported to O2	4.150	1.940	1.800	0.000	0.000	0.000	01/01/2013	30/06/2013	Final
Vodafone	2.600	2.600	2.600	0.000	0.000	0.000	01/01/2013	30/06/2013	Final
O2 (086) Ported to Vodafone	3.100	3.100	3.100	0.000	0.000	0.000	01/01/2013	30/06/2013	Final
Meteor (085) ported to Vodafone	2.812	2.718	2.706	0.663	0.370	0.331	01/01/2013	30/06/2013	Final
Hutchison (083) ported to Vodafone	3.100	3.100	3.100	0.000	0.000	0.000	01/01/2013	30/06/2013	Final
Tesco Mobile (089) Ported to Vodafone	3.100	3.100	3.100	0.000	0.000	0.000	01/01/2013	30/06/2013	Final
Lycamobile (089) ported to Vodafone	3.100	3.100	3.100	0.000	0.000	0.000	01/01/2013	30/06/2013	Final
Hutchison	4.400	1.000	0.500	0.000	0.000	0.000	01/01/2013	30/06/2013	Final
Meteor (085) ported to Hutchison	4.612	1.118	0.606	0.663	0.370	0.331	01/01/2013	30/06/2013	Final
Vodafone (087) ported to Hutchison	4.612	1.118	0.606	0.663	0.370	0.331	01/01/2013	30/06/2013	Final
O2 (086) ported to Hutchison	4.900	1.500	1.000	0.000	0.000	0.000	01/01/2013	30/06/2013	Final
Tesco Mobile (089) Ported to Hutchison	4.900	1.500	1.000	0.000	0.000	0.000	01/01/2013	30/06/2013	Final
Lycamobile (089) ported to Hutchison	4.900	1.500	1.000	0.000	0.000	0.000	01/01/2013	30/06/2013	Final
Tesco Mobile	3.316	2.182	1.806	0.000	0.000	0.000	01/01/2013	30/06/2013	Final
Meteor (085) ported to Tesco Mobile	3.528	2.300	1.912	0.663	0.370	0.331	01/01/2013	30/06/2013	Final
O2 (086) ported to Tesco Mobile	3.816	2.682	2.306	0.000	0.000	0.000	01/01/2013	30/06/2013	Final
Vodafone (087) ported to Tesco Mobile	3.528	2.300	1.912	0.663	0.370	0.331	01/01/2013	30/06/2013	Final
Hutchison (083) ported to Tesco Mobile	3.816	2.682	2.306	0.000	0.000	0.000	01/01/2013	30/06/2013	Final
Lycamobile (089) ported to Tesco Mobile	3.816	2.682	2.306	0.000	0.000	0.000	01/01/2013	30/06/2013	Final
Lycamobile	2.600	2.600	2.600	0.000	0.000	0.000	01/01/2013	30/06/2013	Final
Meteor (085) ported to Lycamobile	2.812	2.718	2.706	0.663	0.370	0.331	01/01/2013	30/06/2013	Final
O2 (086) ported to Lycamobile	3.100	3.100	3.100	0.000	0.000	0.000	01/01/2013	30/06/2013	Final
Vodafone (087) ported to Lycamobile	2.812	2.718	2.706	0.663	0.370	0.331	01/01/2013	30/06/2013	Final
Hutchison (083) ported to Lycamobile	3.100	3.100	3.100	0.000	0.000	0.000	01/01/2013	30/06/2013	Final
Tesco Mobile (089) Ported to Lycamobile	3.100	3.100	3.100	0.000	0.000	0.000	01/01/2013	30/06/2013	Final

**Note:**

Table 101 list the payment to the terminating Operator for the services listed in that table. Rates are quoted in Euro cent

open eir is notifying of the price changes applicable from 01/01/2013 as advised by each operator pursuant to Decision Notices D11/12 and D12/12. We are aware that this Decision Notice is the subject of an appeal which may, if successful, result in retrospective price adjustments by the terminating operators. Please be advised that in such event, open eir will be issuing supplemental invoices to reflect the modification to any charges applied by the terminating operators.



Table 101 (1 of 2)									
Mobile Termination Rates (from 01/07/2013) Revised Rates. See note below									
Operator	Cent Per Minute			Cent Per Call			Effective from	Effective to	Status
	Peak	Off Peak	Weekend	Peak	Off Peak	Weekend			
Meteor	4.250	1.000	1.000	0.000	0.000	0.000	01/07/2013	31/08/2016	Final
Vodafone (087) ported to Meteor	4.462	1.118	1.106	0.663	0.370	0.331	01/07/2013	31/08/2016	Final
O2 (086) ported to Meteor	4.750	1.500	1.500	0.000	0.000	0.000	01/07/2013	31/08/2016	Final
Hutchison (083) ported to Meteor	4.750	1.500	1.500	0.000	0.000	0.000	01/07/2013	31/08/2016	Final
Tesco Mobile (089) Ported to Meteor	4.750	1.500	1.500	0.000	0.000	0.000	01/07/2013	31/08/2016	Final
Lycamobile (089) ported to Meteor	4.750	1.500	1.500	0.000	0.000	0.000	01/07/2013	31/08/2016	Final
UPC Mobile (089) ported to Meteor	4.750	1.500	1.500	0.000	0.000	0.000	01/06/2015	31/08/2016	Final
Carphone Mobile (089) ported to Meteor	4.750	1.500	1.500	0.000	0.000	0.000	01/07/2015	31/08/2016	Final
O2	2.6000	2.6000	2.6000	0.0000	0.0000	0.0000	01/04/2014	31/08/2016	Final
Vodafone(087) ported to O2	2.8120	2.7180	2.7060	0.6630	0.3700	0.3310	01/04/2014	31/08/2016	Final
Meteor (085) ported to O2	2.8120	2.7180	2.7060	0.6630	0.3700	0.3310	01/04/2014	31/08/2016	Final
Hutchison (083) ported to O2	3.1000	3.1000	3.1000	0.0000	0.0000	0.0000	01/04/2014	31/08/2016	Final
Tesco Mobile (089) Ported to O2	3.1000	3.1000	3.1000	0.0000	0.0000	0.0000	01/04/2014	31/08/2016	Final
Lycamobile (089) ported to O2	3.1000	3.1000	3.1000	0.0000	0.0000	0.0000	01/04/2014	31/08/2016	Final
UPC mobile (089) ported to O2	3.1000	3.1000	3.1000	0.0000	0.0000	0.0000	01/06/2015	31/08/2016	Final
Carphone mobile (089) ported to O2	3.1000	3.1000	3.1000	0.0000	0.0000	0.0000	01/07/2015	31/08/2016	Final
Vodafone	2.6000	2.6000	2.6000	0.0000	0.0000	0.0000	01/07/2013	31/08/2016	Final
O2 (086) Ported to Vodafone	3.1000	3.1000	3.1000	0.0000	0.0000	0.0000	01/07/2013	31/08/2016	Final
Meteor (085) ported to Vodafone	2.8120	2.7180	2.7060	0.6630	0.3700	0.3310	01/07/2013	31/08/2016	Final
Hutchison (083) ported to Vodafone	3.1000	3.1000	3.1000	0.0000	0.0000	0.0000	01/07/2013	31/08/2016	Final
Tesco Mobile (089) Ported to Vodafone	3.1000	3.1000	3.1000	0.0000	0.0000	0.0000	01/07/2013	31/08/2016	Final
Lycamobile (089) ported to Vodafone	3.1000	3.1000	3.1000	0.0000	0.0000	0.0000	01/07/2013	31/08/2016	Final
UPC mobile (089) ported to Vodafone	3.1000	3.1000	3.1000	0.0000	0.0000	0.0000	01/06/2015	31/08/2016	Final
Carphone mobile (089) ported to Vodafone	3.1000	3.1000	3.1000	0.0000	0.0000	0.0000	01/07/2015	31/08/2016	Final

**Note:**

Table 101 list the payment to the terminating Operator for the services listed in that table.  
Rates are quoted in Euro cent



Table 101 (2 of 2)									
Mobile Termination Rates (from 01/07/2013) Revised Rates. See note below									
Operator	Cent Per Minute			Cent Per Call			Effective from	Effective to	Status
	Peak	Off Peak	Weekend	Peak	Off Peak	Weekend			
Hutchison	2.6000	2.6000	2.6000	0.0000	0.0000	0.0000	01/07/2013	31/08/2016	Final
Meteor (085) ported to Hutchison	2.8120	2.7180	2.7060	0.6630	0.3700	0.3310	01/07/2013	31/08/2016	Final
Vodafone (087) ported to Hutchison	2.8120	2.7180	2.7060	0.6630	0.3700	0.3310	01/07/2013	31/08/2016	Final
O2 (086) ported to Hutchison	3.1000	3.1000	3.1000	0.0000	0.0000	0.0000	01/07/2013	31/08/2016	Final
Tesco Mobile (089) Ported to Hutchison	3.1000	3.1000	3.1000	0.0000	0.0000	0.0000	01/07/2013	31/08/2016	Final
Lycamobile (089) ported to Hutchison	3.1000	3.1000	3.1000	0.0000	0.0000	0.0000	01/07/2013	31/08/2016	Final
UPC mobile (089) ported to Hutchison	3.1000	3.1000	3.1000	0.0000	0.0000	0.0000	01/06/2015	31/08/2016	Final
Carphone mobile (089) ported to Hutchison	3.1000	3.1000	3.1000	0.0000	0.0000	0.0000	01/07/2015	31/08/2016	Final
Tesco Mobile	2.600	2.600	2.600	0.000	0.000	0.000	01/04/2014	31/08/2016	Final
Meteor (085) ported to Tesco Mobile	2.812	2.718	2.706	0.663	0.370	0.331	01/04/2014	31/08/2016	Final
O2 (086) ported to Tesco Mobile	3.100	3.100	3.100	0.000	0.000	0.000	01/04/2014	31/08/2016	Final
Vodafone (087) ported to Tesco Mobile	2.812	2.718	2.706	0.663	0.370	0.331	01/04/2014	31/08/2016	Final
Hutchison (083) ported to Tesco Mobile	3.100	3.100	3.100	0.000	0.000	0.000	01/04/2014	31/08/2016	Final
Lycamobile (089) ported to Tesco Mobile	3.100	3.100	3.100	0.000	0.000	0.000	01/04/2014	31/08/2016	Final
UPC mobile (089) ported to Tesco Mobile	3.100	3.100	3.100	0.000	0.000	0.000	01/06/2015	31/08/2016	Final
Carphone mobile (089) ported to Tesco Mobile	3.100	3.100	3.100	0.000	0.000	0.000	01/07/2015	31/08/2016	Final
Lycamobile	2.6000	2.6000	2.6000	0.0000	0.0000	0.0000	01/07/2013	31/08/2016	Final
Meteor (085) ported to Lycamobile	2.8120	2.7180	2.7060	0.6630	0.3700	0.3310	01/07/2013	31/08/2016	Final
O2 (086) ported to Lycamobile	3.1000	3.1000	3.1000	0.0000	0.0000	0.0000	01/07/2013	31/08/2016	Final
Vodafone (087) ported to Lycamobile	2.8120	2.7180	2.7060	0.6630	0.3700	0.3310	01/07/2013	31/08/2016	Final
Hutchison (083) ported to Lycamobile	3.1000	3.1000	3.1000	0.0000	0.0000	0.0000	01/07/2013	31/08/2016	Final
Tesco Mobile (089) Ported to Lycamobile	3.1000	3.1000	3.1000	0.0000	0.0000	0.0000	01/07/2013	31/08/2016	Final
UPC Mobile (089) Ported to Lycamobile	3.1000	3.1000	3.1000	0.0000	0.0000	0.0000	01/06/2015	31/08/2016	Final
Carphone Mobile (089) Ported to Lycamobile	3.1000	3.1000	3.1000	0.0000	0.0000	0.0000	01/07/2015	31/08/2016	Final
UPC Mobile	2.600	2.600	2.600	0.000	0.000	0.000	01/06/2015		Final
Meteor (085) ported to UPC Mobile	2.812	2.718	2.706	0.663	0.370	0.331	01/06/2015		Final
O2 (086) ported to UPC Mobile	3.100	3.100	3.100	0.000	0.000	0.000	01/06/2015		Final
Vodafone (087) ported to UPC Mobile	2.812	2.718	2.706	0.663	0.370	0.331	01/06/2015		Final
Hutchison (083) ported to UPC Mobile	3.100	3.100	3.100	0.000	0.000	0.000	01/06/2015		Final
Tesco Mobile (089) ported to UPC Mobile	3.100	3.100	3.100	0.000	0.000	0.000	01/06/2015		Final
Lycamobile (089) ported to UPC Mobile	3.100	3.100	3.100	0.000	0.000	0.000	01/06/2015		Final
Carphone Mobile (089) ported to UPC Mobile	3.100	3.100	3.100	0.000	0.000	0.000	01/07/2015		Final
Carphone Mobile	6.000	6.000	6.000	0.000	0.000	0.000	01/07/2015	31/08/2016	Final
Meteor (085) ported to Carphone Mobile	6.212	6.118	6.106	0.663	0.370	0.331	01/07/2015	31/08/2016	Final
Vodafone (087) ported to Carphone Mobile	6.212	6.118	6.106	0.663	0.370	0.331	01/07/2015	31/08/2016	Final
O2 (086) ported to Carphone Mobile	6.500	6.500	6.500	0.000	0.000	0.000	01/07/2015	31/08/2016	Final
Tesco Mobile (089) Ported to Carphone Mobile	6.500	6.500	6.500	0.000	0.000	0.000	01/07/2015	31/08/2016	Final
Lycamobile (089) ported to Carphone Mobile	6.500	6.500	6.500	0.000	0.000	0.000	01/07/2015	31/08/2016	Final
Hutchison (083) Ported to Carphone Mobile	6.500	6.500	6.500	0.000	0.000	0.000	01/07/2015	31/08/2016	Final
UPC Mobile (089) Ported to Carphone Mobile	6.500	6.500	6.500	0.000	0.000	0.000	01/07/2015	31/08/2016	Final

**Note:**

Table 101 list the payment to the terminating Operator for the services listed in that table.  
Rates are quoted in Euro cent



Table 101 (1 of 2)									
Mobile Termination Rates (from 01/09/2016) Revised Rates. See note below									
Operator	Cent Per Minute			Cent Per Call			Effective from	Effective to	Status
	Peak	Off Peak	Weekend	Peak	Off Peak	Weekend			
Meteor	0.840	0.840	0.840	0.000	0.000	0.000	01/09/2016	31/12/2016	Final
Vodafone (087) ported to Meteor	1.052	0.958	0.946	0.663	0.370	0.331	01/09/2016	31/12/2016	Final
O2 (086) ported to Meteor	1.340	1.340	1.340	0.000	0.000	0.000	01/09/2016	31/12/2016	Final
Hutchison (083) ported to Meteor	1.340	1.340	1.340	0.000	0.000	0.000	01/09/2016	31/12/2016	Final
Tesco Mobile (089) Ported to Meteor	1.340	1.340	1.340	0.000	0.000	0.000	01/09/2016	31/12/2016	Final
Lycamobile (089) ported to Meteor	1.340	1.340	1.340	0.000	0.000	0.000	01/09/2016	31/12/2016	Final
UPC mobile (089) ported to Meteor	1.340	1.340	1.340	0.000	0.000	0.000	01/09/2016	31/12/2016	Final
Carphone mobile (089) ported to Meteor	1.340	1.340	1.340	0.000	0.000	0.000	01/09/2016	31/12/2016	Final
O2	0.840	0.840	0.840	0.000	0.000	0.000	01/09/2016	31/12/2016	Final
Vodafone(087) ported to O2	1.052	0.958	0.946	0.663	0.370	0.331	01/09/2016	31/12/2016	Final
Meteor (085) ported to O2	1.052	0.958	0.946	0.663	0.370	0.331	01/09/2016	31/12/2016	Final
Hutchison (083) ported to O2	1.340	1.340	1.340	0.000	0.000	0.000	01/09/2016	31/12/2016	Final
Tesco Mobile (089) Ported to O2	1.340	1.340	1.340	0.000	0.000	0.000	01/09/2016	31/12/2016	Final
Lycamobile (089) ported to O2	1.340	1.340	1.340	0.000	0.000	0.000	01/09/2016	31/12/2016	Final
UPC mobile (089) ported to O2	1.340	1.340	1.340	0.000	0.000	0.000	01/09/2016	31/12/2016	Final
Carphone mobile (089) ported to O2	1.340	1.340	1.340	0.000	0.000	0.000	01/09/2016	31/12/2016	Final
Vodafone	0.840	0.840	0.840	0.000	0.000	0.000	01/09/2016	31/12/2016	Final
O2 (086) Ported to Vodafone	1.340	1.340	1.340	0.000	0.000	0.000	01/09/2016	31/12/2016	Final
Meteor (085) ported to Vodafone	1.052	0.958	0.946	0.663	0.370	0.331	01/09/2016	31/12/2016	Final
Hutchison (083) ported to Vodafone	1.340	1.340	1.340	0.000	0.000	0.000	01/09/2016	31/12/2016	Final
Tesco Mobile (089) Ported to Vodafone	1.340	1.340	1.340	0.000	0.000	0.000	01/09/2016	31/12/2016	Final
Lycamobile (089) ported to Vodafone	1.340	1.340	1.340	0.000	0.000	0.000	01/09/2016	31/12/2016	Final
UPC mobile (089) ported to Vodafone	1.340	1.340	1.340	0.000	0.000	0.000	01/09/2016	31/12/2016	Final
Carphone mobile (089) ported to Vodafone	1.340	1.340	1.340	0.000	0.000	0.000	01/09/2016	31/12/2016	Final

**Note:**

Table 101 list the payment to the terminating Operator for the services listed in that table.  
Rates are quoted in Euro cent



Table 101 (2 of 2)									
Mobile Termination Rates (from 01/09/2016) Revised Rates. See note below									
Operator	Cent Per Minute			Cent Per Call			Effective from	Effective to	Status
	Peak	Off Peak	Weekend	Peak	Off Peak	Weekend			
Hutchison	0.840	0.840	0.840	0.000	0.000	0.000	01/09/2016	31/12/2016	Final
Meteor (085) ported to Hutchison	1.052	0.958	0.946	0.663	0.370	0.331	01/09/2016	31/12/2016	Final
Vodafone (087) ported to Hutchison	1.052	0.958	0.946	0.663	0.370	0.331	01/09/2016	31/12/2016	Final
O2 (086) ported to Hutchison	1.340	1.340	1.340	0.000	0.000	0.000	01/09/2016	31/12/2016	Final
Tesco Mobile (089) Ported to Hutchison	1.340	1.340	1.340	0.000	0.000	0.000	01/09/2016	31/12/2016	Final
Lycamobile (089) ported to Hutchison	1.340	1.340	1.340	0.000	0.000	0.000	01/09/2016	31/12/2016	Final
UPC mobile (089) ported to Hutchison	1.340	1.340	1.340	0.000	0.000	0.000	01/09/2016	31/12/2016	Final
Carphone mobile (089) ported to Hutchison	1.340	1.340	1.340	0.000	0.000	0.000	01/09/2016	31/12/2016	Final
Tesco Mobile	0.840	0.840	0.840	0.000	0.000	0.000	01/09/2016	31/12/2016	Final
Meteor (085) ported to Tesco Mobile	1.052	0.958	0.946	0.663	0.370	0.331	01/09/2016	31/12/2016	Final
O2 (086) ported to Tesco Mobile	1.340	1.340	1.340	0.000	0.000	0.000	01/09/2016	31/12/2016	Final
Vodafone (087) ported to Tesco Mobile	1.052	0.958	0.946	0.663	0.370	0.331	01/09/2016	31/12/2016	Final
Hutchison (083) ported to Tesco Mobile	1.340	1.340	1.340	0.000	0.000	0.000	01/09/2016	31/12/2016	Final
Lycamobile (089) ported to Tesco Mobile	1.340	1.340	1.340	0.000	0.000	0.000	01/09/2016	31/12/2016	Final
UPC mobile (089) ported to Tesco Mobile	1.340	1.340	1.340	0.000	0.000	0.000	01/09/2016	31/12/2016	Final
Carphone mobile (089) ported to Tesco Mobile	1.340	1.340	1.340	0.000	0.000	0.000	01/09/2016	31/12/2016	Final
Lycamobile	0.840	0.840	0.840	0.000	0.000	0.000	01/09/2016	31/12/2016	Final
Meteor (085) ported to Lycamobile	1.052	0.958	0.946	0.663	0.370	0.331	01/09/2016	31/12/2016	Final
O2 (086) ported to Lycamobile	1.340	1.340	1.340	0.000	0.000	0.000	01/09/2016	31/12/2016	Final
Vodafone (087) ported to Lycamobile	1.052	0.958	0.946	0.663	0.370	0.331	01/09/2016	31/12/2016	Final
Hutchison (083) ported to Lycamobile	1.340	1.340	1.340	0.000	0.000	0.000	01/09/2016	31/12/2016	Final
Tesco Mobile (089) Ported to Lycamobile	1.340	1.340	1.340	0.000	0.000	0.000	01/09/2016	31/12/2016	Final
UPC Mobile (089) Ported to Lycamobile	1.340	1.340	1.340	0.000	0.000	0.000	01/09/2016	31/12/2016	Final
Carphone Mobile (089) Ported to Lycamobile	1.340	1.340	1.340	0.000	0.000	0.000	01/09/2016	31/12/2016	Final
UPC Mobile	2.600	2.600	2.600	0.000	0.000	0.000	01/06/2015		Final
Meteor (085) ported to UPC Mobile	2.812	2.718	2.706	0.663	0.370	0.331	01/06/2015		Final
O2 (086) ported to UPC Mobile	3.100	3.100	3.100	0.000	0.000	0.000	01/06/2015		Final
Vodafone (087) ported to UPC Mobile	2.812	2.718	2.706	0.663	0.370	0.331	01/06/2015		Final
Hutchison (083) ported to UPC Mobile	3.100	3.100	3.100	0.000	0.000	0.000	01/06/2015		Final
Tesco Mobile (089) ported to UPC Mobile	3.100	3.100	3.100	0.000	0.000	0.000	01/06/2015		Final
Lycamobile (089) ported to UPC Mobile	3.100	3.100	3.100	0.000	0.000	0.000	01/06/2015		Final
Carphone Mobile (089) ported to UPC Mobile	3.100	3.100	3.100	0.000	0.000	0.000	01/07/2015		Final
Carphone Mobile	1.940	1.940	1.940	0.000	0.000	0.000	01/09/2016	31/12/2016	Final
Meteor (085) ported to Carphone Mobile	2.152	2.058	2.046	0.663	0.370	0.331	01/09/2016	31/12/2016	Final
Vodafone (087) ported to Carphone Mobile	2.152	2.058	2.046	0.663	0.370	0.331	01/09/2016	31/12/2016	Final
O2 (086) ported to Carphone Mobile	2.440	2.440	2.440	0.000	0.000	0.000	01/09/2016	31/12/2016	Final
Tesco Mobile (089) Ported to Carphone Mobile	2.440	2.440	2.440	0.000	0.000	0.000	01/09/2016	31/12/2016	Final
Lycamobile (089) ported to Carphone Mobile	2.440	2.440	2.440	0.000	0.000	0.000	01/09/2016	31/12/2016	Final
Hutchison (083) Ported to Carphone Mobile	2.440	2.440	2.440	0.000	0.000	0.000	01/09/2016	31/12/2016	Final
UPC Mobile (089) Ported to Carphone Mobile	2.440	2.440	2.440	0.000	0.000	0.000	01/09/2016	31/12/2016	Final

**Note:**

Table 101 list the payment to the terminating Operator for the services listed in that table.  
Rates are quoted in Euro cent



Table 101 (1 of 2)									
Mobile Termination Rates (from 01/01/2017) Revised Rates. See note below									
Operator	Cent Per Minute			Cent Per Call			Effective from	Effective to	Status
	Peak	Off Peak	Weekend	Peak	Off Peak	Weekend			
Meteor	0.820	0.820	0.820	0.000	0.000	0.000	01/01/2017	31/12/2017	Final
Vodafone (087) ported to Meteor	1.032	0.938	0.926	0.663	0.370	0.331	01/01/2017	31/12/2017	Final
O2 (086) ported to Meteor	1.320	1.320	1.320	0.000	0.000	0.000	01/01/2017	31/12/2017	Final
Hutchison (083) ported to Meteor	1.320	1.320	1.320	0.000	0.000	0.000	01/01/2017	31/12/2017	Final
Tesco Mobile (089) Ported to Meteor	1.320	1.320	1.320	0.000	0.000	0.000	01/01/2017	31/12/2017	Final
Lycamobile (089) ported to Meteor	1.320	1.320	1.320	0.000	0.000	0.000	01/01/2017	31/12/2017	Final
UPC mobile (089) ported to Meteor	1.320	1.320	1.320	0.000	0.000	0.000	01/01/2017	31/12/2017	Final
Carphone mobile (089) ported to Meteor	1.320	1.320	1.320	0.000	0.000	0.000	01/01/2017	31/12/2017	Final
O2	0.820	0.820	0.820	0.000	0.000	0.000	01/01/2017	31/12/2017	Final
Vodafone(087) ported to O2	1.032	0.938	0.926	0.663	0.370	0.331	01/01/2017	31/12/2017	Final
Meteor (085) ported to O2	1.032	0.938	0.926	0.663	0.370	0.331	01/01/2017	31/12/2017	Final
Hutchison (083) ported to O2	1.320	1.320	1.320	0.000	0.000	0.000	01/01/2017	31/12/2017	Final
Tesco Mobile (089) Ported to O2	1.320	1.320	1.320	0.000	0.000	0.000	01/01/2017	31/12/2017	Final
Lycamobile (089) ported to O2	1.320	1.320	1.320	0.000	0.000	0.000	01/01/2017	31/12/2017	Final
UPC mobile (089) ported to O2	1.320	1.320	1.320	0.000	0.000	0.000	01/01/2017	31/12/2017	Final
Carphone mobile (089) ported to O2	1.320	1.320	1.320	0.000	0.000	0.000	01/01/2017	31/12/2017	Final
Vodafone	0.820	0.820	0.820	0.000	0.000	0.000	01/01/2017	31/12/2017	Final
O2 (086) Ported to Vodafone	1.320	1.320	1.320	0.000	0.000	0.000	01/01/2017	31/12/2017	Final
Meteor (085) ported to Vodafone	1.032	0.938	0.926	0.663	0.370	0.331	01/01/2017	31/12/2017	Final
Hutchison (083) ported to Vodafone	1.320	1.320	1.320	0.000	0.000	0.000	01/01/2017	31/12/2017	Final
Tesco Mobile (089) Ported to Vodafone	1.320	1.320	1.320	0.000	0.000	0.000	01/01/2017	31/12/2017	Final
Lycamobile (089) ported to Vodafone	1.320	1.320	1.320	0.000	0.000	0.000	01/01/2017	31/12/2017	Final
UPC mobile (089) ported to Vodafone	1.320	1.320	1.320	0.000	0.000	0.000	01/01/2017	31/12/2017	Final
Carphone mobile (089) ported to Vodafone	1.320	1.320	1.320	0.000	0.000	0.000	01/01/2017	31/12/2017	Final

**Note:**

Table 101 list the payment to the terminating Operator for the services listed in that table.  
Rates are quoted in Euro cent



Table 101 (2 of 2)									
Mobile Termination Rates (from 01/01/2017) Revised Rates. See note below									
Operator	Cent Per Minute			Cent Per Call			Effective from	Effective to	Status
	Peak	Off Peak	Weekend	Peak	Off Peak	Weekend			
Hutchison	0.820	0.820	0.820	0.000	0.000	0.000	01/01/2017	31/12/2017	Final
Meteor (085) ported to Hutchison	1.032	0.938	0.926	0.663	0.370	0.331	01/01/2017	31/12/2017	Final
Vodafone (087) ported to Hutchison	1.032	0.938	0.926	0.663	0.370	0.331	01/01/2017	31/12/2017	Final
O2 (086) ported to Hutchison	1.320	1.320	1.320	0.000	0.000	0.000	01/01/2017	31/12/2017	Final
Tesco Mobile (089) Ported to Hutchison	1.320	1.320	1.320	0.000	0.000	0.000	01/01/2017	31/12/2017	Final
Lycamobile (089) ported to Hutchison	1.320	1.320	1.320	0.000	0.000	0.000	01/01/2017	31/12/2017	Final
UPC mobile (089) ported to Hutchison	1.320	1.320	1.320	0.000	0.000	0.000	01/01/2017	31/12/2017	Final
Carphone mobile (089) ported to Hutchison	1.320	1.320	1.320	0.000	0.000	0.000	01/01/2017	31/12/2017	Final
Tesco Mobile	0.820	0.820	0.820	0.000	0.000	0.000	01/01/2017	31/12/2017	Final
Meteor (085) ported to Tesco Mobile	1.032	0.938	0.926	0.663	0.370	0.331	01/01/2017	31/12/2017	Final
O2 (086) ported to Tesco Mobile	1.320	1.320	1.320	0.000	0.000	0.000	01/01/2017	31/12/2017	Final
Vodafone (087) ported to Tesco Mobile	1.032	0.938	0.926	0.663	0.370	0.331	01/01/2017	31/12/2017	Final
Hutchison (083) ported to Tesco Mobile	1.320	1.320	1.320	0.000	0.000	0.000	01/01/2017	31/12/2017	Final
Lycamobile (089) ported to Tesco Mobile	1.320	1.320	1.320	0.000	0.000	0.000	01/01/2017	31/12/2017	Final
UPC mobile (089) ported to Tesco Mobile	1.320	1.320	1.320	0.000	0.000	0.000	01/01/2017	31/12/2017	Final
Carphone mobile (089) ported to Tesco Mobile	1.320	1.320	1.320	0.000	0.000	0.000	01/01/2017	31/12/2017	Final
Lycamobile	0.820	0.820	0.820	0.000	0.000	0.000	01/01/2017	31/12/2017	Final
Meteor (085) ported to Lycamobile	1.032	0.938	0.926	0.663	0.370	0.331	01/01/2017	31/12/2017	Final
O2 (086) ported to Lycamobile	1.320	1.320	1.320	0.000	0.000	0.000	01/01/2017	31/12/2017	Final
Vodafone (087) ported to Lycamobile	1.032	0.938	0.926	0.663	0.370	0.331	01/01/2017	31/12/2017	Final
Hutchison (083) ported to Lycamobile	1.320	1.320	1.320	0.000	0.000	0.000	01/01/2017	31/12/2017	Final
Tesco Mobile (089) Ported to Lycamobile	1.320	1.320	1.320	0.000	0.000	0.000	01/01/2017	31/12/2017	Final
UPC mobile (089) ported to Lycamobile	1.320	1.320	1.320	0.000	0.000	0.000	01/01/2017	31/12/2017	Final
Carphone mobile (089) ported to Lycamobile	1.320	1.320	1.320	0.000	0.000	0.000	01/01/2017	31/12/2017	Final
UPC Mobile	2.600	2.600	2.600	0.000	0.000	0.000	01/06/2015	31/12/2017	Final
Meteor (085) ported to UPC Mobile	2.812	2.718	2.706	0.663	0.370	0.331	01/06/2015	31/12/2017	Final
O2 (086) ported to UPC Mobile	3.100	3.100	3.100	0.000	0.000	0.000	01/06/2015	31/12/2017	Final
Vodafone (087) ported to UPC Mobile	2.812	2.718	2.706	0.663	0.370	0.331	01/06/2015	31/12/2017	Final
Hutchison (083) ported to UPC Mobile	3.100	3.100	3.100	0.000	0.000	0.000	01/06/2015	31/12/2017	Final
Tesco Mobile (089) ported to UPC Mobile	3.100	3.100	3.100	0.000	0.000	0.000	01/06/2015	31/12/2017	Final
Lycamobile (089) ported to UPC Mobile	3.100	3.100	3.100	0.000	0.000	0.000	01/06/2015	31/12/2017	Final
Carphone Mobile (089) ported to UPC Mobile	3.100	3.100	3.100	0.000	0.000	0.000	01/07/2015	31/12/2017	Final
Carphone Mobile	1.890	1.890	1.890	0.000	0.000	0.000	01/01/2017	31/12/2017	Final
Meteor (085) ported to Carphone Mobile	2.102	2.008	1.996	0.663	0.370	0.331	01/01/2017	31/12/2017	Final
Vodafone (087) ported to Carphone Mobile	2.102	2.008	1.996	0.663	0.370	0.331	01/01/2017	31/12/2017	Final
O2 (086) ported to Carphone Mobile	2.390	2.390	2.390	0.000	0.000	0.000	01/01/2017	31/12/2017	Final
Tesco Mobile (089) Ported to Carphone Mobile	2.390	2.390	2.390	0.000	0.000	0.000	01/01/2017	31/12/2017	Final
Lycamobile (089) ported to Carphone Mobile	2.390	2.390	2.390	0.000	0.000	0.000	01/01/2017	31/12/2017	Final
Hutchison (083) Ported to Carphone Mobile	2.390	2.390	2.390	0.000	0.000	0.000	01/01/2017	31/12/2017	Final
UPC Mobile (089) Ported to Carphone Mobile	2.390	2.390	2.390	0.000	0.000	0.000	01/01/2017	31/12/2017	Final

**Note:**  
Table 101 list the payment to the terminating Operator for the services listed in that table.  
Rates are quoted in Euro cent



Table 101 (1 of 2)									
Mobile Termination Rates (from 01/01/2018) Revised Rates. See note below									
Operator	Cent Per Minute			Cent Per Call			Effective from	Effective to	Status
	Peak	Off Peak	Weekend	Peak	Off Peak	Weekend			
Meteor	0.790	0.790	0.790	0.000	0.000	0.000	01/01/2018		Final
Vodafone (087) ported to Meteor	1.002	0.908	0.896	0.663	0.370	0.331	01/01/2018		Final
O2 (086) ported to Meteor	1.290	1.290	1.290	0.000	0.000	0.000	01/01/2018		Final
Hutchison (083) ported to Meteor	1.290	1.290	1.290	0.000	0.000	0.000	01/01/2018		Final
Tesco Mobile (089) ported to Meteor	1.290	1.290	1.290	0.000	0.000	0.000	01/01/2018		Final
Lycamobile (089) ported to Meteor	1.290	1.290	1.290	0.000	0.000	0.000	01/01/2018		Final
UPC mobile (089) ported to Meteor	1.290	1.290	1.290	0.000	0.000	0.000	01/01/2018		Final
Carphone mobile (089) ported to Meteor	1.290	1.290	1.290	0.000	0.000	0.000	01/01/2018		Final
O2	0.790	0.790	0.790	0.000	0.000	0.000	01/01/2018		Final
Vodafone(087) ported to O2	1.002	0.908	0.896	0.663	0.370	0.331	01/01/2018		Final
Meteor (085) ported to O2	1.002	0.908	0.896	0.663	0.370	0.331	01/01/2018		Final
Hutchison (083) ported to O2	1.290	1.290	1.290	0.000	0.000	0.000	01/01/2018		Final
Tesco Mobile (089) Ported to O2	1.290	1.290	1.290	0.000	0.000	0.000	01/01/2018		Final
Lycamobile (089) ported to O2	1.290	1.290	1.290	0.000	0.000	0.000	01/01/2018		Final
UPC mobile (089) ported to O2	1.290	1.290	1.290	0.000	0.000	0.000	01/01/2018		Final
Carphone mobile (089) ported to O2	1.290	1.290	1.290	0.000	0.000	0.000	01/01/2018		Final
Vodafone	0.790	0.790	0.790	0.000	0.000	0.000	01/01/2018		Final
O2 (086) Ported to Vodafone	1.290	1.290	1.290	0.000	0.000	0.000	01/01/2018		Final
Meteor (085) ported to Vodafone	1.002	0.908	0.896	0.663	0.370	0.331	01/01/2018		Final
Hutchison (083) ported to Vodafone	1.290	1.290	1.290	0.000	0.000	0.000	01/01/2018		Final
Tesco Mobile (089) Ported to Vodafone	1.290	1.290	1.290	0.000	0.000	0.000	01/01/2018		Final
Lycamobile (089) ported to Vodafone	1.290	1.290	1.290	0.000	0.000	0.000	01/01/2018		Final
UPC mobile (089) ported to Vodafone	1.290	1.290	1.290	0.000	0.000	0.000	01/01/2018		Final
Carphone mobile (089) ported to Vodafone	1.290	1.290	1.290	0.000	0.000	0.000	01/01/2018		Final

**Note:**

Table 101 list the payment to the terminating Operator for the services listed in that table.  
Rates are quoted in Euro cent





Table 101 (2 of 2)									
Mobile Termination Rates (from 01/01/2018) Revised Rates. See note below									
Operator	Cent Per Minute			Cent Per Call			Effective from	Effective to	Status
	Peak	Off Peak	Weekend	Peak	Off Peak	Weekend			
Hutchison	0.790	0.790	0.790	0.000	0.000	0.000	01/01/2018		Final
Meteor (085) ported to Hutchison	1.002	0.908	0.896	0.663	0.370	0.331	01/01/2018		Final
Vodafone (087) ported to Hutchison	1.002	0.908	0.896	0.663	0.370	0.331	01/01/2018		Final
O2 (086) ported to Hutchison	1.290	1.290	1.290	0.000	0.000	0.000	01/01/2018		Final
Tesco Mobile (089) Ported to Hutchison	1.290	1.290	1.290	0.000	0.000	0.000	01/01/2018		Final
Lycamobile (089) ported to Hutchison	1.290	1.290	1.290	0.000	0.000	0.000	01/01/2018		Final
UPC mobile (089) ported to Hutchinson	1.290	1.290	1.290	0.000	0.000	0.000	01/01/2018		Final
Carphone mobile (089) ported to Hutchinson	1.290	1.290	1.290	0.000	0.000	0.000	01/01/2018		Final
Tesco Mobile	0.790	0.790	0.790	0.000	0.000	0.000	01/01/2018		Final
Meteor (085) ported to Tesco Mobile	1.002	0.908	0.896	0.663	0.370	0.331	01/01/2018		Final
O2 (086) ported to Tesco Mobile	1.290	1.290	1.290	0.000	0.000	0.000	01/01/2018		Final
Vodafone (087) ported to Tesco Mobile	1.002	0.908	0.896	0.663	0.370	0.331	01/01/2018		Final
Hutchison (083) ported to Tesco Mobile	1.290	1.290	1.290	0.000	0.000	0.000	01/01/2018		Final
Lycamobile (089) ported to Tesco Mobile	1.290	1.290	1.290	0.000	0.000	0.000	01/01/2018		Final
UPC mobile (089) ported to Tesco Mobile	1.290	1.290	1.290	0.000	0.000	0.000	01/01/2018		Final
Carphone mobile (089) ported to Tesco Mobile	1.290	1.290	1.290	0.000	0.000	0.000	01/01/2018		Final
Lycamobile	0.790	0.790	0.790	0.000	0.000	0.000	01/01/2018		Final
Meteor (085) ported to Lycamobile	1.002	0.908	0.896	0.663	0.370	0.331	01/01/2018		Final
O2 (086) ported to Lycamobile	1.290	1.290	1.290	0.000	0.000	0.000	01/01/2018		Final
Vodafone (087) ported to Lycamobile	1.002	0.908	0.896	0.663	0.370	0.331	01/01/2018		Final
Hutchison (083) ported to Lycamobile	1.290	1.290	1.290	0.000	0.000	0.000	01/01/2018		Final
Tesco Mobile (089) Ported to Lycamobile	1.290	1.290	1.290	0.000	0.000	0.000	01/01/2018		Final
UPC mobile (089) ported to Lycamobile	1.290	1.290	1.290	0.000	0.000	0.000	01/01/2018		Final
Carphone mobile (089) ported to Lycamobile	1.290	1.290	1.290	0.000	0.000	0.000	01/01/2018		Final
UPC Mobile	2.600	2.600	2.600	0.000	0.000	0.000	01/01/2018		Final
Meteor (085) ported to UPC Mobile	2.812	2.718	2.706	0.663	0.370	0.331	01/01/2018		Final
O2 (086) ported to UPC Mobile	3.100	3.100	3.100	0.000	0.000	0.000	01/01/2018		Final
Vodafone (087) ported to UPC Mobile	2.812	2.718	2.706	0.663	0.370	0.331	01/01/2018		Final
Hutchison (083) ported to UPC Mobile	3.100	3.100	3.100	0.000	0.000	0.000	01/01/2018		Final
Tesco Mobile (089) ported to UPC Mobile	3.100	3.100	3.100	0.000	0.000	0.000	01/01/2018		Final
Lycamobile (089) ported to UPC Mobile	3.100	3.100	3.100	0.000	0.000	0.000	01/01/2018		Final
Carphone Mobile (089) ported to UPC Mobile	3.100	3.100	3.100	0.000	0.000	0.000	01/01/2018		Final
Carphone Mobile	1.820	1.820	1.820	0.000	0.000	0.000	01/01/2018		Final
Meteor (085) ported to Carphone Mobile	2.032	1.938	1.926	0.663	0.370	0.331	01/01/2018		Final
Vodafone (087) ported to Carphone Mobile	2.032	1.938	1.926	0.663	0.370	0.331	01/01/2018		Final
O2 (086) ported to Carphone Mobile	2.320	2.320	2.320	0.000	0.000	0.000	01/01/2018		Final
Tesco Mobile (089) Ported to Carphone Mobile	2.320	2.320	2.320	0.000	0.000	0.000	01/01/2018		Final
Lycamobile (089) ported to Carphone Mobile	2.320	2.320	2.320	0.000	0.000	0.000	01/01/2018		Final
Hutchison (083) Ported to Carphone Mobile	2.320	2.320	2.320	0.000	0.000	0.000	01/01/2018		Final
UPC Mobile (089) Ported to Carphone Mobile	2.320	2.320	2.320	0.000	0.000	0.000	01/01/2018		Final

**Note:**  
Table 101 list the payment to the terminating Operator for the services listed in that table.  
Rates are quoted in Euro cent



**Table 102**  
**Mobile Termination Rates to 30/06/07**

Operator	Cent Per Minute			Cent Per Call			Effective from	Effective to	Status
	Peak	Off Peak	Weekend	Peak	Off Peak	Weekend			
Meteor	17.988333	11.545643	8.994167	0.663	0.37	0.331	01/04/2004	31/12/2005	Final
Meteor	16.572	11.548	8.986	0.663	0.37	0.331	01/01/2006	30/06/2006	Final
Meteor	16.588	11.553	8.99	0.663	0.361	0.321	01/07/2006	31/12/2006	Final
Meteor	16.128	10.833	8.43	0.663	0.361	0.321	01/01/2007	30/06/2007	Final
Vodafone (087) ported to Meteor	18.200333	11.663643	9.100167	1.326	0.740	0.662	01/12/2004	31/12/2005	Final
Vodafone (087) ported to Meteor	16.784	11.666	9.092	1.326	0.740	0.662	01/01/2006	30/06/2006	Final
Vodafone (087) ported to Meteor	16.800	11.671	9.096	1.326	0.731	0.652	01/07/2006	31/12/2006	Final
Vodafone (087) ported to Meteor	16.340	10.951	8.536	1.326	0.731	0.652	01/01/2007	30/06/2007	Final
O2 (086) ported to Meteor	18.488333	12.045643	9.494167	0.663	0.37	0.331	01/07/2004	31/12/2005	Final
O2 (086) ported to Meteor	17.072	12.048	9.486	0.663	0.37	0.331	01/01/2006	30/06/2006	Final
O2 (086) ported to Meteor	17.088	12.053	9.49	0.663	0.361	0.321	01/07/2006	31/12/2006	Final
O2 (086) ported to Meteor	16.628	11.333	8.93	0.663	0.361	0.321	01/01/2007	30/06/2007	Final
Hutchison (083) ported to Meteor	17.988333	11.545643	8.994167	0.663	0.37	0.331	01/09/2005	31/12/2005	Final
Hutchison (083) ported to Meteor	16.572	11.548	8.986	0.663	0.37	0.331	01/01/2006	30/06/2006	Final
Hutchison (083) ported to Meteor	16.588	11.553	8.99	0.663	0.361	0.321	01/07/2006	31/12/2006	Final
Hutchison (083) ported to Meteor	16.128	10.833	8.43	0.663	0.361	0.321	01/01/2007	30/06/2007	Final
O2	13.112	10.118	7.976	0.663	0.37	0.331	01/09/2004	31/12/2005	Final
O2	13.112	8.368	6.116	0.663	0.37	0.331	01/01/2006	30/06/2006	Final
O2	13.128	8.373	6.12	0.663	0.361	0.321	01/07/2006	31/12/2006	Final
O2	11.478	8.113	8.1	0.663	0.361	0.321	01/01/2007	30/06/2007	Final
Vodafone(087) ported to O2	13.324	10.236	8.082	1.326	0.74	0.662	01/12/2004	31/12/2005	Final
Vodafone(087) ported to O2	13.324	8.486	6.222	1.326	0.74	0.662	01/01/2006	30/06/2006	Final
Vodafone(087) ported to O2	13.34	8.491	6.226	1.326	0.731	0.652	01/07/2006	31/12/2006	Final
Vodafone(087) ported to O2	11.69	8.231	8.206	1.326	0.731	0.652	01/01/2007	30/06/2007	Final
Meteor (085) ported to O2	13.112	10.118	7.976	0.663	0.37	0.331	01/09/2004	31/12/2005	Final
Meteor (085) ported to O2	13.112	8.368	6.116	0.663	0.37	0.331	01/01/2006	30/06/2006	Final
Meteor (085) ported to O2	13.34	8.491	6.226	1.326	0.731	0.652	01/07/2006	31/12/2006	Final
Meteor (085) ported to O2	11.69	8.231	8.206	1.326	0.731	0.652	01/01/2007	30/06/2007	Final
Hutchison (083) ported to O2	13.112	10.118	7.976	0.663	0.37	0.331	01/09/2005	31/12/2005	Final
Hutchison (083) ported to O2	13.112	8.368	6.116	0.663	0.37	0.331	01/01/2006	30/06/2006	Final
Hutchison (083) ported to O2	13.128	8.373	6.12	0.663	0.361	0.321	01/07/2006	31/12/2006	Final
Hutchison (083) ported to O2	11.478	8.113	8.1	0.663	0.361	0.321	01/01/2007	30/06/2007	Final
Vodafone	13.112	11.538	6.076	0.663	0.37	0.331	01/09/2004	31/12/2005	Final
Vodafone	13.112	8.868	6.076	0.663	0.37	0.331	01/01/2006	30/06/2006	Final
Vodafone	13.128	8.873	6.08	0.663	0.361	0.321	01/07/2006	31/12/2006	Final
Vodafone	12.488	8.273	5.11	0.663	0.361	0.321	01/01/2007	30/06/2007	Final
O2 (086) Ported to Vodafone	13.612	12.038	6.576	0.663	0.37	0.331	01/09/2004	31/12/2005	Final
O2 (086) Ported to Vodafone	13.612	9.368	6.576	0.663	0.37	0.331	01/01/2006	30/06/2006	Final
O2 (086) Ported to Vodafone	13.628	9.373	6.58	0.663	0.361	0.321	01/07/2006	31/12/2006	Final
O2 (086) Ported to Vodafone	12.988	8.773	5.61	0.663	0.361	0.321	01/01/2007	30/06/2007	Final
Meteor (085) ported to Vodafone	13.112	11.538	6.076	0.663	0.37	0.331	01/09/2004	31/12/2005	Final
Meteor (085) ported to Vodafone	13.112	8.868	6.076	0.663	0.37	0.331	01/01/2006	30/06/2006	Final
Meteor (085) ported to Vodafone	13.34	8.991	6.186	1.326	0.731	0.652	01/07/2006	31/12/2006	Final
Meteor (085) ported to Vodafone	12.7	8.391	5.216	1.326	0.731	0.652	01/01/2007	30/06/2007	Final
Hutchison (083) ported to Vodafone	13.112	11.538	6.076	0.663	0.37	0.331	01/09/2005	31/12/2005	Final
Hutchison (083) ported to Vodafone	13.112	8.868	6.076	0.663	0.37	0.331	01/01/2006	30/06/2006	Final
Hutchison (083) ported to Vodafone	13.128	8.873	6.08	0.663	0.361	0.321	01/07/2006	31/12/2006	Final
Hutchison (083) ported to Vodafone	12.488	8.273	5.11	0.663	0.361	0.321	01/01/2007	30/06/2007	Final
Hutchison	17.988333	11.545643	8.994167	0.663	0.37	0.331	01/04/2004	30/06/2006	Final
Hutchison	18.0043	11.5506	8.9982	0.663	0.361	0.321	01/07/2006	30/06/2007	Final
Meteor (085) ported to Hutchison	17.988333	11.545643	8.994167	0.663	0.37	0.331	01/09/2005	30/06/2006	Final
Meteor (085) ported to Hutchison	18.2163	11.6686	9.1042	1.3260	0.731	0.6520	01/07/2006	30/06/2007	Final
Vodafone (087) ported to Hutchison	18.200333	11.663643	9.100167	1.326	0.740	0.662	01/09/2005	30/06/2006	Final
Vodafone(087) ported to Hutchison	18.2163	11.6686	9.1042	1.3260	0.731	0.6520	01/07/2006	30/06/2007	Final
O2 (086) ported to Hutchison	18.488333	12.045643	9.494167	0.663	0.370	0.331	01/09/2005	30/06/2006	Final
O2 (086) ported to Hutchison	18.5043	12.0506	9.4982	0.6630	0.361	0.3210	01/07/2006	30/06/2007	Final

15/03

**Note**  
Table 102 list the charges to the Originating Operator for Transit traffic destined for the services listed in that table.  
Rates are quoted in Euro cent



Table 102 Mobile Termination Rates (01/07/07 to 31/12/07)									
Operator	Cent Per Minute			Cent Per Call			Effective from	Effective to	Status
	Peak	Off Peak	Weekend	Peak	Off Peak	Weekend			
Meteor	16.104	10.822	8.418	0.621	0.344	0.301	01/07/2007	31/12/2007	Final
Vodafone (087) ported to Meteor	16.316	10.940	8.524	1.284	0.714	0.632	01/07/2007	31/12/2007	Final
O2 (086) ported to Meteor	16.604	11.322	8.918	0.621	0.344	0.301	01/07/2007	31/12/2007	Final
Hutchison (083) ported to Meteor	16.104	10.822	8.418	0.621	0.344	0.301	01/07/2007	30/09/2007	Final
Hutchison (083) ported to Meteor	16.604	11.322	8.918	0.621	0.344	0.301	01/10/2007	31/12/2007	Final
Tesco Mobile (089) Ported to Meteor	16.3044	10.934	8.516	1.242	0.688	0.602	01/12/2007	31/12/2007	Final
O2	11.454	8.102	8.088	0.621	0.344	0.301	01/07/2007	31/12/2007	Final
Vodafone(087) ported to O2	11.666	8.220	8.194	1.284	0.714	0.632	01/07/2007	31/12/2007	Final
Meteor (085) ported to O2	11.666	8.22	8.194	1.284	0.714	0.632	01/07/2007	31/12/2007	Final
Hutchison (083) ported to O2	11.454	8.102	8.088	0.621	0.344	0.301	01/07/2007	30/09/2007	Final
Hutchison (083) ported to O2	11.954	8.602	8.588	0.621	0.344	0.301	01/10/2007	31/12/2007	Final
Tesco Mobile (089) Ported to O2	11.6544	8.214	8.186	1.242	0.688	0.602	01/12/2007	31/12/2007	Final
Vodafone	12.464	8.262	5.098	0.621	0.344	0.301	01/07/2007	31/12/2007	Final
O2 (086) Ported to Vodafone	12.964	8.762	5.60	0.621	0.344	0.301	01/07/2007	31/12/2007	Final
Meteor (085) ported to Vodafone	12.676	8.38	5.204	1.284	0.714	0.632	01/07/2007	31/12/2007	Final
Hutchison (083) ported to Vodafone	12.464	8.262	5.098	0.621	0.344	0.301	01/07/2007	30/09/2007	Final
Hutchison (083) ported to Vodafone	12.964	8.762	5.598	0.621	0.344	0.301	01/10/2007	31/12/2007	Final
Tesco Mobile (089) Ported to Vodafone	12.6644	8.374	5.196	1.242	0.688	0.602	01/12/2007	31/12/2007	Final
Hutchison	17.9803	11.5396	8.9862	0.621	0.344	0.301	01/07/2007	31/12/2007	Final
Meteor (085) ported to Hutchison	18.1923	11.6576	9.0922	1.2840	0.714	0.6320	01/07/2007	31/12/2007	Final
Vodafone (087) ported to Hutchison	18.1923	11.6576	9.0922	1.2840	0.714	0.6320	01/07/2007	31/12/2007	Final
O2 (086) ported to Hutchison	18.4803	12.0396	9.4862	0.6210	0.344	0.3010	01/07/2007	31/12/2007	Final
Tesco Mobile (089) Ported to Hutchison	18.180733	11.651643	9.084167	1.242	0.688	0.602	01/12/2007	31/12/2007	Final
Tesco Mobile	18.208	12.724	10.396	1.242	0.688	0.602	01/10/2007	31/12/2007	Final
Meteor (085) ported to Tesco Mobile	18.420	12.842	10.502	1.905	1.058	0.933	01/10/2007	31/12/2007	Final
O2 (086) ported to Tesco Mobile	18.708	13.224	10.896	1.242	0.688	0.602	01/10/2007	31/12/2007	Final
Vodafone (087) ported to Tesco Mobile	18.420	12.842	10.502	1.905	1.058	0.933	01/10/2007	31/12/2007	Final
Hutchison (083) ported to Tesco Mobile	18.708	13.224	10.896	1.242	0.688	0.602	01/10/2007	31/12/2007	Final

**Note**

Table 102 list the charges to the Originating Operator for Transit traffic destined for the services listed in that table. Rates are quoted in Euro cent



Operator	Cent Per Minute			Cent Per Call			Effective from	Effective to	Status
	Peak	Off Peak	Weekend	Peak	Off Peak	Weekend			
Meteor	15.804	9.902	7.698	0.621	0.344	0.301	01/01/2008	31/12/2008	Final
Meteor	15.804	9.902	5.308	0.621	0.344	0.301	01/01/2009	31/03/2010	Final
Vodafone (087) ported to Meteor	16.016	10.020	7.804	1.284	0.714	0.632	01/01/2008	31/12/2008	Final
Vodafone (087) ported to Meteor	16.016	10.020	5.414	1.284	0.714	0.632	01/01/2009	31/03/2010	Final
O2 (086) ported to Meteor	16.304	10.402	8.198	0.621	0.344	0.301	01/01/2008	31/12/2008	Final
O2 (086) ported to Meteor	16.304	10.402	5.808	0.621	0.344	0.301	01/01/2009	31/03/2010	Final
Hutchison (083) ported to Meteor	16.304	10.402	8.198	0.621	0.344	0.301	01/01/2008	31/12/2008	Final
Hutchison (083) ported to Meteor	16.304	10.402	5.808	0.621	0.344	0.301	01/01/2009	31/03/2010	Final
Tesco Mobile (089) Ported to Meteor	16.0044	10.014	7.796	1.242	0.688	0.602	01/01/2008	31/12/2008	Final
Tesco Mobile (089) Ported to Meteor	16.0044	10.014	5.406	1.242	0.688	0.602	01/01/2009	30/04/2009	Final
Tesco Mobile (089) Ported to Meteor	16.3040	10.402	5.808	0.621	0.344	0.301	01/05/2009	31/03/2010	Final
O <sub>2</sub>	11.434	9.602	4.848	0.621	0.344	0.301	01/01/2008	31/12/2008	Final
O <sub>2</sub>	11.134	8.912	4.848	0.621	0.344	0.301	01/01/2009	31/03/2010	Final
Vodafone(087) ported to O2	11.646	9.720	4.954	1.284	0.714	0.632	01/01/2008	31/12/2008	Final
Vodafone(087) ported to O2	11.346	9.030	4.954	1.284	0.714	0.632	01/01/2009	31/03/2010	Final
Meteor (085) ported to O2	11.646	9.72	4.954	1.284	0.714	0.632	01/01/2008	31/12/2008	Final
Meteor (085) ported to O2	11.346	9.030	4.954	1.284	0.714	0.632	01/01/2009	31/03/2010	Final
Hutchison (083) ported to O2	11.934	10.102	5.348	0.621	0.344	0.301	01/01/2008	31/12/2008	Final
Hutchison (083) ported to O2	11.634	9.412	5.348	0.621	0.344	0.301	01/01/2009	31/03/2010	Final
Tesco Mobile (089) Ported to O2	11.6344	9.714	4.946	1.242	0.688	0.602	01/01/2008	31/12/2008	Final
Tesco Mobile (089) Ported to O2	11.3344	9.024	4.946	1.242	0.688	0.602	01/01/2009	30/04/2009	Final
Tesco Mobile (089) Ported to O2	11.6340	9.412	5.348	0.621	0.344	0.301	01/05/2009	31/03/2010	Final
Vodafone	12.094	7.892	4.968	0.621	0.344	0.301	01/01/2008	31/12/2008	Final
Vodafone	12.954	4.939	4.925	0.621	0.344	0.301	01/01/2009	31/03/2010	Final
O2 (086) Ported to Vodafone	12.594	8.392	5.47	0.621	0.344	0.301	01/01/2008	31/12/2008	Final
O2 (086) Ported to Vodafone	13.454	5.439	5.425	0.621	0.344	0.301	01/01/2009	31/03/2010	Final
Meteor (085) ported to Vodafone	12.306	8.01	5.074	1.284	0.714	0.632	01/01/2008	31/12/2008	Final
Meteor (085) ported to Vodafone	13.166	5.057	5.031	1.284	0.714	0.632	01/01/2009	31/03/2010	Final
Hutchison (083) ported to Vodafone	12.594	8.392	5.468	0.621	0.344	0.301	01/01/2008	31/12/2008	Final
Hutchison (083) ported to Vodafone	13.454	5.439	5.425	0.621	0.344	0.301	01/01/2009	31/03/2010	Final
Tesco Mobile (089) Ported to Vodafone	12.2944	8.004	5.066	1.242	0.688	0.602	01/01/2008	31/12/2008	Final
Tesco Mobile (089) Ported to Vodafone	13.1544	5.051	5.023	1.242	0.688	0.602	01/01/2009	30/04/2009	Final
Tesco Mobile (089) Ported to Vodafone	13.4540	5.439	5.425	0.621	0.344	0.301	01/05/2009	31/03/2010	Final
Hutchison	17.9803	11.5396	8.9862	0.621	0.344	0.301	01/01/2008	31/03/2010	Final
Meteor (085) ported to Hutchison	18.1923	11.6576	9.0922	1.2840	0.714	0.6320	01/01/2008	31/03/2010	Final
Vodafone (087) ported to Hutchison	18.1923	11.6576	9.0922	1.2840	0.714	0.6320	01/01/2008	31/03/2010	Final
O2 (086) ported to Hutchison	18.4803	12.0396	9.4862	0.6210	0.344	0.3010	01/01/2008	31/03/2010	Final
Tesco Mobile (089) Ported to Hutchison	18.180733	11.651643	9.084167	1.242	0.688	0.602	01/01/2008	30/04/2009	Final
Tesco Mobile (089) Ported to Hutchison	18.480333	12.039643	9.486167	0.621	0.344	0.301	01/05/2009	31/03/2010	Final
Tesco Mobile	18.208	12.724	10.396	1.242	0.688	0.602	01/01/2008	30/04/2009	Final
Tesco Mobile	18.004	12.612	10.298	0.621	0.344	0.301	01/05/2009	31/12/2010	Final
Tesco Mobile	17.324	12.132	9.908	0.621	0.344	0.301	01/01/2010	31/03/2010	Final
Meteor (085) ported to Tesco Mobile	18.420	12.842	10.502	1.905	1.058	0.933	01/01/2008	30/04/2009	Final
Meteor (085) ported to Tesco Mobile	18.216	12.730	10.404	1.284	0.714	0.632	01/05/2009	31/12/2010	Final
Meteor (085) ported to Tesco Mobile	17.536	12.250	10.014	1.284	0.714	0.632	01/01/2010	31/03/2010	Final
O2 (086) ported to Tesco Mobile	18.708	13.224	10.896	1.242	0.688	0.602	01/01/2008	30/04/2009	Final
O2 (086) ported to Tesco Mobile	18.504	13.112	10.798	0.621	0.344	0.301	01/05/2009	31/12/2010	Final
O2 (086) ported to Tesco Mobile	17.824	12.632	10.408	0.621	0.344	0.301	01/01/2010	31/03/2010	Final
Vodafone (087) ported to Tesco Mobile	18.420	12.842	10.502	1.905	1.058	0.933	01/01/2008	30/04/2009	Final
Vodafone (087) ported to Tesco Mobile	18.216	12.730	10.404	1.284	0.714	0.632	01/05/2009	31/12/2010	Final
Vodafone (087) ported to Tesco Mobile	17.536	12.250	10.014	1.284	0.714	0.632	01/01/2010	31/03/2010	Final
Hutchison (083) ported to Tesco Mobile	18.708	13.224	10.896	1.242	0.688	0.602	01/01/2008	30/04/2009	Final
Hutchison (083) ported to Tesco Mobile	18.504	13.112	10.798	0.621	0.344	0.301	01/05/2009	31/12/2010	Final
Hutchison (083) ported to Tesco Mobile	17.824	12.632	10.408	0.621	0.344	0.301	01/01/2010	31/03/2010	Final

015/03

**Note**  
Table 102 list the charges to the Originating Operator for Transit traffic destined for the services listed in that table.  
Rates are quoted in Euro cent

# Switched Transit Routing and Price List

Table 102 Mobile Termination Rates (from 01/04/10 to 29/06/11)									
Operator	Cent Per Minute			Cent Per Call			Effective from	Effective to	Status
	Peak	Off Peak	Weekend	Peak	Off Peak	Weekend			
Meteor	10.634	9.902	5.308	0.621	0.344	0.301	01/04/2010	30/09/2010	Final
Meteor	10.634	8.492	4.558	0.621	0.344	0.301	01/10/2010	30/12/2010	Final
Meteor	10.634	1.962	1.948	0.621	0.344	0.301	31/12/2010	29/06/2011	Final
Vodafone (087) ported to Meteor	10.846	10.020	5.414	1.284	0.714	0.632	01/04/2010	30/09/2010	Final
Vodafone (087) ported to Meteor	10.846	8.610	4.664	1.284	0.714	0.632	01/10/2010	30/12/2010	Final
Vodafone (087) ported to Meteor	10.846	2.080	2.054	1.284	0.714	0.632	31/12/2010	29/06/2011	Final
O2 (086) ported to Meteor	11.134	10.402	5.808	0.621	0.344	0.301	01/04/2010	30/09/2010	Final
O2 (086) ported to Meteor	11.134	8.992	5.058	0.621	0.344	0.301	01/10/2010	30/12/2010	Final
O2 (086) ported to Meteor	11.134	2.462	2.448	0.621	0.344	0.301	31/12/2010	29/06/2011	Final
Hutchison (083) ported to Meteor	11.134	10.402	5.808	0.621	0.344	0.301	01/04/2010	30/09/2010	Final
Hutchison (083) ported to Meteor	11.134	8.992	5.058	0.621	0.344	0.301	01/10/2010	30/12/2010	Final
Hutchison (083) ported to Meteor	11.134	2.462	2.448	0.621	0.344	0.301	31/12/2010	29/06/2011	Final
Tesco Mobile (089) Ported to Meteor	11.134	10.402	5.808	0.621	0.344	0.301	01/04/2010	30/09/2010	Final
Tesco Mobile (089) Ported to Meteor	11.134	8.992	5.058	0.621	0.344	0.301	01/10/2010	30/12/2010	Final
Tesco Mobile (089) Ported to Meteor	11.134	2.462	2.448	0.621	0.344	0.301	31/12/2010	29/06/2011	Final
O2	9.084	7.262	3.958	0.621	0.344	0.301	01/04/2010	30/12/2010	Final
O2	7.034	4.042	3.498	0.621	0.344	0.301	31/12/2010	29/06/2011	Final
Vodafone(087) ported to O2	9.296	7.380	4.064	1.284	0.714	0.632	01/04/2010	30/12/2010	Final
Vodafone(087) ported to O2	7.246	4.160	3.604	1.284	0.714	0.632	31/12/2010	29/06/2011	Final
Meteor (085) ported to O2	9.296	7.380	4.064	1.284	0.714	0.632	01/04/2010	30/12/2010	Final
Meteor (085) ported to O2	7.246	4.160	3.604	1.284	0.714	0.632	31/12/2010	29/06/2011	Final
Hutchison (083) ported to O2	9.584	7.762	4.458	0.621	0.344	0.301	01/04/2010	30/12/2010	Final
Hutchison (083) ported to O2	7.534	4.542	3.998	0.621	0.344	0.301	31/12/2010	29/06/2011	Final
Tesco Mobile (089) Ported to O2	9.584	7.762	4.458	0.621	0.344	0.301	01/04/2010	30/12/2010	Final
Tesco Mobile (089) Ported to O2	7.534	4.542	3.998	0.621	0.344	0.301	31/12/2010	29/06/2011	Final
Vodafone	9.753	4.939	4.925	0.621	0.344	0.301	01/04/2010	30/12/2010	Final
Vodafone	7.146	3.621	3.607	0.621	0.344	0.301	31/12/2010	29/06/2011	Final
O2 (086) Ported to Vodafone	10.253	5.439	5.425	0.621	0.344	0.301	01/04/2010	30/12/2010	Final
O2 (086) Ported to Vodafone	7.646	4.121	4.107	0.621	0.344	0.301	31/12/2010	29/06/2011	Final
Meteor (085) ported to Vodafone	9.965	5.057	5.031	1.284	0.714	0.632	01/04/2010	30/12/2010	Final
Meteor (085) ported to Vodafone	7.358	3.739	3.713	1.284	0.714	0.632	31/12/2010	29/06/2011	Final
Hutchison (083) ported to Vodafone	10.253	5.439	5.425	0.621	0.344	0.301	01/04/2010	30/12/2010	Final
Hutchison (083) ported to Vodafone	7.646	4.121	4.107	0.621	0.344	0.301	31/12/2010	29/06/2011	Final
Tesco Mobile (089) Ported to Vodafone	10.253	5.439	5.425	0.621	0.344	0.301	01/04/2010	30/12/2010	Final
Tesco Mobile (089) Ported to Vodafone	7.646	4.121	4.107	0.621	0.344	0.301	31/12/2010	29/06/2011	Final
Hutchison	17.984	7.012	8.988	0.621	0.344	0.301	01/04/2010	30/12/2010	Final
Hutchison	14.084	2.112	8.988	0.621	0.344	0.301	31/12/2010	29/06/2011	Final
Meteor (085) ported to Hutchison	18.196	7.130	9.094	1.284	0.714	0.632	01/04/2010	30/12/2010	Final
Meteor (085) ported to Hutchison	14.296	2.230	9.094	1.284	0.714	0.632	31/12/2010	29/06/2011	Final
Vodafone (087) ported to Hutchison	18.196	7.130	9.094	1.284	0.714	0.632	01/04/2010	30/12/2010	Final
Vodafone (087) ported to Hutchison	14.296	2.230	9.094	1.284	0.714	0.632	31/12/2010	29/06/2011	Final
O2 (086) ported to Hutchison	18.484	7.512	9.488	0.621	0.344	0.301	01/04/2010	30/12/2010	Final
O2 (086) ported to Hutchison	14.584	2.612	9.488	0.621	0.344	0.301	31/12/2010	29/06/2011	Final
Tesco Mobile (089) Ported to Hutchison	18.484	7.512	9.488	0.621	0.344	0.301	01/04/2010	30/12/2010	Final
Tesco Mobile (089) Ported to Hutchison	14.584	2.612	9.488	0.621	0.344	0.301	31/12/2010	29/06/2011	Final
Tesco Mobile	17.324	12.132	9.908	0.621	0.344	0.301	01/04/2010	29/06/2011	Final
Meteor (085) ported to Tesco Mobile	17.536	12.250	10.014	1.284	0.714	0.632	01/04/2010	29/06/2011	Final
O2 (086) ported to Tesco Mobile	17.824	12.632	10.408	0.621	0.344	0.301	01/04/2010	29/06/2011	Final
Vodafone (087) ported to Tesco Mobile	17.536	12.250	10.014	1.284	0.714	0.632	01/04/2010	29/06/2011	Final
Hutchison (083) ported to Tesco Mobile	17.824	12.632	10.408	0.621	0.344	0.301	01/04/2010	29/06/2011	Final

**15/03** Note  
Table 102 list the charges to the Originating Operator for Transit traffic destined for the services listed in that table.  
Rates are quoted in Euro cent



Table 102									
Mobile Termination Rates (from 30/06/11 to 30/12/11)									
Operator	Cent Per Minute			Cent Per Call			Effective from	Effective to	Status
	Peak	Off Peak	Weekend	Peak	Off Peak	Weekend			
Meteor	8.704	1.112	1.098	0.621	0.344	0.301	30/06/2011	30/12/2011	Final
Vodafone (087) ported to Meteor	8.916	1.230	1.204	1.284	0.714	0.632	30/06/2011	30/12/2011	Final
O2 (086) ported to Meteor	9.204	1.612	1.598	0.621	0.344	0.301	30/06/2011	30/12/2011	Final
Hutchison (083) ported to Meteor	9.204	1.612	1.598	0.621	0.344	0.301	30/06/2011	30/12/2011	Final
Tesco Mobile (089) Ported to Meteor	9.204	1.612	1.598	0.621	0.344	0.301	30/06/2011	30/12/2011	Final
Lycamobile (089) ported to Meteor	9.204	1.612	1.598	0.621	0.344	0.301	01/08/2011	30/12/2011	Final
O2	6.184	2.912	2.958	0.621	0.344	0.301	30/06/2011	30/12/2011	Final
Vodafone(087) ported to O2	6.396	3.030	3.064	1.284	0.714	0.632	30/06/2011	30/12/2011	Final
Meteor (085) ported to O2	6.396	3.030	3.064	1.284	0.714	0.632	30/06/2011	30/12/2011	Final
Hutchison (083) ported to O2	6.684	3.412	3.458	0.621	0.344	0.301	30/06/2011	30/12/2011	Final
Tesco Mobile (089) Ported to O2	6.684	3.412	3.458	0.621	0.344	0.301	30/06/2011	30/12/2011	Final
Lycamobile (089) ported to O2	6.684	3.412	3.458	0.621	0.344	0.301	01/08/2011	30/12/2011	Final
Vodafone	6.044	3.062	3.048	0.621	0.344	0.301	30/06/2011	30/12/2011	Final
O2 (086) Ported to Vodafone	6.544	3.562	3.548	0.621	0.344	0.301	30/06/2011	30/12/2011	Final
Meteor (085) ported to Vodafone	6.256	3.180	3.154	1.284	0.714	0.632	30/06/2011	30/12/2011	Final
Hutchison (083) ported to Vodafone	6.544	3.562	3.548	0.621	0.344	0.301	30/06/2011	30/12/2011	Final
Tesco Mobile (089) Ported to Vodafone	6.544	3.562	3.548	0.621	0.344	0.301	30/06/2011	30/12/2011	Final
Lycamobile (089) ported to Vodafone	6.544	3.562	3.548	0.621	0.344	0.301	01/08/2011	30/12/2011	Final
Hutchison	14.084	2.112	4.008	0.621	0.344	0.301	30/06/2011	30/12/2011	Final
Meteor (085) ported to Hutchison	14.296	2.230	4.114	1.284	0.714	0.632	30/06/2011	30/12/2011	Final
Vodafone (087) ported to Hutchison	14.296	2.230	4.114	1.284	0.714	0.632	30/06/2011	30/12/2011	Final
O2 (086) ported to Hutchison	14.584	2.612	4.508	0.621	0.344	0.301	30/06/2011	30/12/2011	Final
Tesco Mobile (089) Ported to Hutchison	14.584	2.612	4.508	0.621	0.344	0.301	30/06/2011	30/12/2011	Final
Lycamobile (089) ported to Hutchison	14.584	2.612	4.508	0.621	0.344	0.301	01/08/2011	30/12/2011	Final
Tesco Mobile	17.324	12.132	9.908	0.621	0.344	0.301	30/06/2011	30/12/2011	Final
Meteor (085) ported to Tesco Mobile	17.536	12.250	10.014	1.284	0.714	0.632	30/06/2011	30/12/2011	Final
O2 (086) ported to Tesco Mobile	17.824	12.632	10.408	0.621	0.344	0.301	30/06/2011	30/12/2011	Final
Vodafone (087) ported to Tesco Mobile	17.536	12.250	10.014	1.284	0.714	0.632	30/06/2011	30/12/2011	Final
Hutchison (083) ported to Tesco Mobile	17.824	12.632	10.408	0.621	0.344	0.301	30/06/2011	30/12/2011	Final
Lycamobile (089) ported to Tesco Mobile	17.824	12.632	10.408	0.621	0.344	0.301	01/08/2011	30/12/2011	Final
Lycamobile	13.994	13.902	13.888	0.621	0.344	0.301	01/08/2011	30/12/2011	Final
Meteor (085) ported to Lycamobile	14.206	14.020	13.994	1.284	0.714	0.632	01/08/2011	30/12/2011	Final
O2 (086) ported to Lycamobile	14.494	14.402	14.388	0.621	0.344	0.301	01/08/2011	30/12/2011	Final
Vodafone (087) ported to Lycamobile	14.206	14.020	13.994	1.284	0.714	0.632	01/08/2011	30/12/2011	Final
Hutchison (083) ported to Lycamobile	14.494	14.402	14.388	0.621	0.344	0.301	01/08/2011	30/12/2011	Final
Tesco Mobile (089) Ported to Lycamobile	14.494	14.402	14.388	0.621	0.344	0.301	01/08/2011	30/12/2011	Final

**Note**  
 Table 102 list the charges to the Originating Operator for Transit traffic destined for the services listed in that table.  
 Rates are quoted in Euro cent

015/03



**Table 102**  
**Mobile Termination Rates (from 31/12/11 to 29/06/12)**

Operator	Cent Per Minute			Cent Per Call			Effective from	Effective to	Status
	Peak	Off Peak	Weekend	Peak	Off Peak	Weekend			
Meteor	7.584	1.112	1.098	0.621	0.344	0.301	31/12/2011	29/06/2012	Final
Vodafone (087) ported to Meteor	7.796	1.230	1.204	1.284	0.714	0.632	31/12/2011	29/06/2012	Final
O2 (086) ported to Meteor	8.084	1.612	1.598	0.621	0.344	0.301	31/12/2011	29/06/2012	Final
Hutchison (083) ported to Meteor	8.084	1.612	1.598	0.621	0.344	0.301	31/12/2011	29/06/2012	Final
Tesco Mobile (089) Ported to Meteor	8.084	1.612	1.598	0.621	0.344	0.301	31/12/2011	29/06/2012	Final
Lycamobile (089) ported to Meteor	8.084	1.612	1.598	0.621	0.344	0.301	31/12/2011	29/06/2012	Final
O2	5.884	2.202	2.238	0.621	0.344	0.301	31/12/2011	29/06/2012	Final
Vodafone(087) ported to O2	6.096	2.320	2.344	1.284	0.714	0.632	31/12/2011	29/06/2012	Final
Meteor (085) ported to O2	6.096	2.320	2.344	1.284	0.714	0.632	31/12/2011	29/06/2012	Final
Hutchison (083) ported to O2	6.384	2.702	2.738	0.621	0.344	0.301	31/12/2011	29/06/2012	Final
Tesco Mobile (089) Ported to O2	6.384	2.702	2.738	0.621	0.344	0.301	31/12/2011	29/06/2012	Final
Lycamobile (089) ported to O2	6.384	2.702	2.738	0.621	0.344	0.301	31/12/2011	29/06/2012	Final
Vodafone	5.424	2.752	2.738	0.621	0.344	0.301	31/12/2011	29/06/2012	Final
O2 (086) Ported to Vodafone	5.924	3.252	3.238	0.621	0.344	0.301	31/12/2011	29/06/2012	Final
Meteor (085) ported to Vodafone	5.636	2.870	2.844	1.284	0.714	0.632	31/12/2011	29/06/2012	Final
Hutchison (083) ported to Vodafone	5.924	3.252	3.238	0.621	0.344	0.301	31/12/2011	29/06/2012	Final
Tesco Mobile (089) Ported to Vodafone	5.924	3.252	3.238	0.621	0.344	0.301	31/12/2011	29/06/2012	Final
Lycamobile (089) ported to Vodafone	5.924	3.252	3.238	0.621	0.344	0.301	31/12/2011	29/06/2012	Final
Hutchison	14.084	1.112	2.098	0.621	0.344	0.301	31/12/2011	29/06/2012	Final
Meteor (085) ported to Hutchison	14.296	1.230	2.204	1.284	0.714	0.632	31/12/2011	29/06/2012	Final
Vodafone (087) ported to Hutchison	14.296	1.230	2.204	1.284	0.714	0.632	31/12/2011	29/06/2012	Final
O2 (086) ported to Hutchison	14.584	1.612	2.598	0.621	0.344	0.301	31/12/2011	29/06/2012	Final
Tesco Mobile (089) Ported to Hutchison	14.584	1.612	2.598	0.621	0.344	0.301	31/12/2011	29/06/2012	Final
Lycamobile (089) ported to Hutchison	14.584	1.612	2.598	0.621	0.344	0.301	31/12/2011	29/06/2012	Final
Tesco Mobile	17.324	12.132	9.908	0.621	0.344	0.301	31/12/2011	31/01/2012	Final
Meteor (085) ported to Tesco Mobile	17.536	12.250	10.014	1.284	0.714	0.632	31/12/2011	31/01/2012	Final
O2 (086) ported to Tesco Mobile	17.824	12.632	10.408	0.621	0.344	0.301	31/12/2011	31/01/2012	Final
Vodafone (087) ported to Tesco Mobile	17.536	12.250	10.014	1.284	0.714	0.632	31/12/2011	31/01/2012	Final
Hutchison (083) ported to Tesco Mobile	17.824	12.632	10.408	0.621	0.344	0.301	31/12/2011	31/01/2012	Final
Lycamobile (089) ported to Tesco Mobile	17.824	12.632	10.408	0.621	0.344	0.301	31/12/2011	31/01/2012	Final
Tesco Mobile	15.614	10.932	8.928	0.621	0.344	0.301	01/02/2012	29/06/2012	Final
Meteor (085) ported to Tesco Mobile	15.826	11.050	9.034	1.284	0.714	0.632	01/02/2012	29/06/2012	Final
O2 (086) ported to Tesco Mobile	16.114	11.432	9.428	0.621	0.344	0.301	01/02/2012	29/06/2012	Final
Vodafone (087) ported to Tesco Mobile	15.826	11.050	9.034	1.284	0.714	0.632	01/02/2012	29/06/2012	Final
Hutchison (083) ported to Tesco Mobile	16.114	11.432	9.428	0.621	0.344	0.301	01/02/2012	29/06/2012	Final
Lycamobile (089) ported to Tesco Mobile	16.114	11.432	9.428	0.621	0.344	0.301	01/02/2012	29/06/2012	Final
Lycamobile	13.994	13.902	13.888	0.621	0.344	0.301	31/12/2011	29/06/2012	Final
Meteor (085) ported to Lycamobile	14.206	14.020	13.994	1.284	0.714	0.632	31/12/2011	29/06/2012	Final
O2 (086) ported to Lycamobile	14.494	14.402	14.388	0.621	0.344	0.301	31/12/2011	29/06/2012	Final
Vodafone (087) ported to Lycamobile	14.206	14.020	13.994	1.284	0.714	0.632	31/12/2011	29/06/2012	Final
Hutchison (083) ported to Lycamobile	14.494	14.402	14.388	0.621	0.344	0.301	31/12/2011	29/06/2012	Final
Tesco Mobile (089) Ported to Lycamobile	14.494	14.402	14.388	0.621	0.344	0.301	31/12/2011	29/06/2012	Final

15/03 Note

Table 102 list the charges to the Originating Operator for Transit traffic destined for the services listed in that table. Rates are quoted in Euro cent



Table 102 Mobile Termination Rates (from 30/06/12 to 31/12/2012)									
Operator	Cent Per Minute			Cent Per Call			Effective from	Effective to	Status
	Peak	Off Peak	Weekend	Peak	Off Peak	Weekend			
Meteor	6.794	1.112	1.098	0.621	0.344	0.301	30/06/2012	31/12/2012	Final
Vodafone (087) ported to Meteor	7.006	1.230	1.204	1.284	0.714	0.632	30/06/2012	31/12/2012	Final
O2 (086) ported to Meteor	7.294	1.612	1.598	0.621	0.344	0.301	30/06/2012	31/12/2012	Final
Hutchison (083) ported to Meteor	7.294	1.612	1.598	0.621	0.344	0.301	30/06/2012	31/12/2012	Final
Tesco Mobile (089) Ported to Meteor	7.294	1.612	1.598	0.621	0.344	0.301	30/06/2012	31/12/2012	Final
Lycamobile (089) ported to Meteor	7.294	1.612	1.598	0.621	0.344	0.301	30/06/2012	31/12/2012	Final
O2	5.384	2.032	2.058	0.621	0.344	0.301	30/06/2012	31/12/2012	Final
Vodafone(087) ported to O2	5.596	2.150	2.164	1.284	0.714	0.632	30/06/2012	31/12/2012	Final
Meteor (085) ported to O2	5.596	2.150	2.164	1.284	0.714	0.632	30/06/2012	31/12/2012	Final
Hutchison (083) ported to O2	5.884	2.532	2.558	0.621	0.344	0.301	30/06/2012	31/12/2012	Final
Tesco Mobile (089) Ported to O2	5.884	2.532	2.558	0.621	0.344	0.301	30/06/2012	31/12/2012	Final
Lycamobile (089) ported to O2	5.884	2.532	2.558	0.621	0.344	0.301	30/06/2012	31/12/2012	Final
Vodafone	4.974	2.522	2.508	0.621	0.344	0.301	30/06/2012	31/12/2012	Final
O2 (086) Ported to Vodafone	5.474	3.022	3.008	0.621	0.344	0.301	30/06/2012	31/12/2012	Final
Meteor (085) ported to Vodafone	5.186	2.640	2.614	1.284	0.714	0.632	30/06/2012	31/12/2012	Final
Hutchison (083) ported to Vodafone	5.474	3.022	3.008	0.621	0.344	0.301	30/06/2012	31/12/2012	Final
Tesco Mobile (089) Ported to Vodafone	5.474	3.022	3.008	0.621	0.344	0.301	30/06/2012	31/12/2012	Final
Lycamobile (089) ported to Vodafone	5.474	3.022	3.008	0.621	0.344	0.301	30/06/2012	31/12/2012	Final
Hutchison	11.584	6.112	0.598	0.621	0.344	0.301	30/06/2012	31/12/2012	Final
Meteor (085) ported to Hutchison	11.796	6.230	0.704	1.284	0.714	0.632	30/06/2012	31/12/2012	Final
Vodafone (087) ported to Hutchison	11.796	6.230	0.704	1.284	0.714	0.632	30/06/2012	31/12/2012	Final
O2 (086) ported to Hutchison	12.084	6.612	1.098	0.621	0.344	0.301	30/06/2012	31/12/2012	Final
Tesco Mobile (089) Ported to Hutchison	12.084	6.612	1.098	0.621	0.344	0.301	30/06/2012	31/12/2012	Final
Lycamobile (089) ported to Hutchison	12.084	6.612	1.098	0.621	0.344	0.301	30/06/2012	31/12/2012	Final
Tesco Mobile	15.614	10.932	8.928	0.621	0.344	0.301	30/06/2012	31/07/2012	Final
Meteor (085) ported to Tesco Mobile	15.826	11.050	9.034	1.284	0.714	0.632	30/06/2012	31/07/2012	Final
O2 (086) ported to Tesco Mobile	16.114	11.432	9.428	0.621	0.344	0.301	30/06/2012	31/07/2012	Final
Vodafone (087) ported to Tesco Mobile	15.826	11.050	9.034	1.284	0.714	0.632	30/06/2012	31/07/2012	Final
Hutchison (083) ported to Tesco Mobile	16.114	11.432	9.428	0.621	0.344	0.301	30/06/2012	31/07/2012	Final
Lycamobile (089) ported to Tesco Mobile	16.114	11.432	9.428	0.621	0.344	0.301	30/06/2012	31/07/2012	Final
Tesco Mobile	15.214	10.532	8.528	0.621	0.344	0.301	01/08/2012	31/12/2012	Final
Meteor (085) ported to Tesco Mobile	15.426	10.650	8.634	1.284	0.714	0.632	01/08/2012	31/12/2012	Final
O2 (086) ported to Tesco Mobile	15.714	11.032	9.028	0.621	0.344	0.301	01/08/2012	31/12/2012	Final
Vodafone (087) ported to Tesco Mobile	15.426	10.650	8.634	1.284	0.714	0.632	01/08/2012	31/12/2012	Final
Hutchison (083) ported to Tesco Mobile	15.714	11.032	9.028	0.621	0.344	0.301	01/08/2012	31/12/2012	Final
Lycamobile (089) ported to Tesco Mobile	15.714	11.032	9.028	0.621	0.344	0.301	01/08/2012	31/12/2012	Final
Lycamobile	13.994	13.902	13.888	0.621	0.344	0.301	30/06/2012	31/12/2012	Final
Meteor (085) ported to Lycamobile	14.206	14.020	13.994	1.284	0.714	0.632	30/06/2012	31/12/2012	Final
O2 (086) ported to Lycamobile	14.494	14.402	14.388	0.621	0.344	0.301	30/06/2012	31/12/2012	Final
Vodafone (087) ported to Lycamobile	14.206	14.020	13.994	1.284	0.714	0.632	30/06/2012	31/12/2012	Final
Hutchison (083) ported to Lycamobile	14.494	14.402	14.388	0.621	0.344	0.301	30/06/2012	31/12/2012	Final
Tesco Mobile (089) Ported to Lycamobile	14.494	14.402	14.388	0.621	0.344	0.301	30/06/2012	31/12/2012	Final

**Note**  
Table 102 list the charges to the Originating Operator for Transit traffic destined for the services listed in that table.  
Rates are quoted in Euro cent





**Table 102**  
**Mobile Termination Rates (from 01/01/2013 to 30/06/2013)**

Operator	Cent Per Minute			Cent Per Call			Effective from	Effective to	Status
	Peak	Off Peak	Weekend	Peak	Off Peak	Weekend			
Meteor	4.454	1.112	1.098	0.621	0.344	0.301	01/01/2013	30/06/2013	Final
Vodafone (087) ported to Meteor	4.666	1.230	1.204	1.284	0.714	0.632	01/01/2013	30/06/2013	Final
O2 (086) ported to Meteor	4.954	1.612	1.598	0.621	0.344	0.301	01/01/2013	30/06/2013	Final
Hutchison (083) ported to Meteor	4.954	1.612	1.598	0.621	0.344	0.301	01/01/2013	30/06/2013	Final
Tesco Mobile (089) Ported to Meteor	4.954	1.612	1.598	0.621	0.344	0.301	01/01/2013	30/06/2013	Final
Lycamobile (089) ported to Meteor	4.954	1.612	1.598	0.621	0.344	0.301	01/01/2013	30/06/2013	Final
O2	3.854	1.552	1.398	0.621	0.344	0.301	01/01/2013	30/06/2013	Final
Vodafone(087) ported to O2	4.066	1.670	1.504	1.284	0.714	0.632	01/01/2013	30/06/2013	Final
Meteor (085) ported to O2	4.066	1.670	1.504	1.284	0.714	0.632	01/01/2013	30/06/2013	Final
Hutchison (083) ported to O2	4.354	2.052	1.898	0.621	0.344	0.301	01/01/2013	30/06/2013	Final
Tesco Mobile (089) Ported to O2	4.354	2.052	1.898	0.621	0.344	0.301	01/01/2013	30/06/2013	Final
Lycamobile (089) ported to O2	4.354	2.052	1.898	0.621	0.344	0.301	01/01/2013	30/06/2013	Final
Vodafone	2.804	2.712	2.698	0.621	0.344	0.301	01/01/2013	30/06/2013	Final
O2 (086) Ported to Vodafone	3.304	3.212	3.198	0.621	0.344	0.301	01/01/2013	30/06/2013	Final
Meteor (085) ported to Vodafone	3.016	2.830	2.804	1.284	0.714	0.632	01/01/2013	30/06/2013	Final
Hutchison (083) ported to Vodafone	3.304	3.212	3.198	0.621	0.344	0.301	01/01/2013	30/06/2013	Final
Tesco Mobile (089) Ported to Vodafone	3.304	3.212	3.198	0.621	0.344	0.301	01/01/2013	30/06/2013	Final
Lycamobile (089) ported to Vodafone	3.304	3.212	3.198	0.621	0.344	0.301	01/01/2013	30/06/2013	Final
Hutchison	4.604	1.112	0.598	0.621	0.344	0.301	01/01/2013	30/06/2013	Final
Meteor (085) ported to Hutchison	4.816	1.230	0.704	1.284	0.714	0.632	01/01/2013	30/06/2013	Final
Vodafone (087) ported to Hutchison	4.816	1.230	0.704	1.284	0.714	0.632	01/01/2013	30/06/2013	Final
O2 (086) ported to Hutchison	5.104	1.612	1.098	0.621	0.344	0.301	01/01/2013	30/06/2013	Final
Tesco Mobile (089) Ported to Hutchison	5.104	1.612	1.098	0.621	0.344	0.301	01/01/2013	30/06/2013	Final
Lycamobile (089) ported to Hutchison	5.104	1.612	1.098	0.621	0.344	0.301	01/01/2013	30/06/2013	Final
Tesco Mobile	3.520	2.294	1.904	0.621	0.344	0.301	01/01/2013	30/06/2013	Final
Meteor (085) ported to Tesco Mobile	3.732	2.412	2.010	1.284	0.714	0.632	01/01/2013	30/06/2013	Final
O2 (086) ported to Tesco Mobile	4.020	2.794	2.404	0.621	0.344	0.301	01/01/2013	30/06/2013	Final
Vodafone (087) ported to Tesco Mobile	3.732	2.412	2.010	1.284	0.714	0.632	01/01/2013	30/06/2013	Final
Hutchison (083) ported to Tesco Mobile	4.020	2.794	2.404	0.621	0.344	0.301	01/01/2013	30/06/2013	Final
Lycamobile (089) ported to Tesco Mobile	4.020	2.794	2.404	0.621	0.344	0.301	01/01/2013	30/06/2013	Final
Lycamobile	2.804	2.712	2.698	0.621	0.344	0.301	01/01/2013	30/06/2013	Final
Meteor (085) ported to Lycamobile	3.016	2.830	2.804	1.284	0.714	0.632	01/01/2013	30/06/2013	Final
O2 (086) ported to Lycamobile	3.304	3.212	3.198	0.621	0.344	0.301	01/01/2013	30/06/2013	Final
Vodafone (087) ported to Lycamobile	3.016	2.830	2.804	1.284	0.714	0.632	01/01/2013	30/06/2013	Final
Hutchison (083) ported to Lycamobile	3.304	3.212	3.198	0.621	0.344	0.301	01/01/2013	30/06/2013	Final
Tesco Mobile (089) Ported to Lycamobile	3.304	3.212	3.198	0.621	0.344	0.301	01/01/2013	30/06/2013	Final

**Note**

Table 102 list the charges to the Originating Operator for Transit traffic destined for the services listed in that table. Rates are quoted in Euro cent

open eir is notifying of the price changes applicable from 01/01/2013 as advised by each operator pursuant to Decision Notices D11/12 and D12/12. We are aware that this Decision Notice is the subject of an appeal which may, if successful, result in retrospective price adjustments by the terminating operators. Please be advised that in such event, open eir will be issuing supplemental invoices to reflect the modification to any charges applied by the terminating operators.



Table 102 (1 of 2)									
Mobile Termination Rates (from 01/07/2013) Revised Rates. See note below									
Operator	Cent Per Minute			Cent Per Call			Effective from	Effective to	Status
	Peak	Off Peak	Weekend	Peak	Off Peak	Weekend			
Meteor	4.4540	1.1120	1.0980	0.6210	0.3440	0.3010	01/07/2013	31/08/2016	Final
Vodafone (087) ported to Meteor	4.666	1.23	1.204	1.284	0.714	0.632	01/07/2013	31/08/2016	Final
O2 (086) ported to Meteor	4.954	1.612	1.598	0.621	0.344	0.301	01/07/2013	31/08/2016	Final
Hutchison (083) ported to Meteor	4.954	1.612	1.598	0.621	0.344	0.301	01/07/2013	31/08/2016	Final
Tesco Mobile (089) Ported to Meteor	4.954	1.612	1.598	0.621	0.344	0.301	01/07/2013	31/08/2016	Final
Lycamobile (089) ported to Meteor	4.954	1.612	1.598	0.621	0.344	0.301	01/07/2013	31/08/2016	Final
UPC mobile (089) ported to Meteor	4.954	1.612	1.598	0.621	0.344	0.301	01/06/2015	31/08/2016	Final
Carphone Mobile (089) ported to Meteor	4.954	1.612	1.598	0.621	0.344	0.301	01/07/2015	31/08/2016	Final
O2	2.804	2.712	2.698	0.621	0.344	0.301	01/04/2014	31/08/2016	Final
Vodafone(087) ported to O2	3.016	2.830	2.804	1.284	0.714	0.632	01/04/2014	31/08/2016	Final
Meteor (085) ported to O2	3.016	2.830	2.804	1.284	0.714	0.632	01/04/2014	31/08/2016	Final
Hutchison (083) ported to O2	3.304	3.212	3.198	0.621	0.344	0.301	01/04/2014	31/08/2016	Final
Tesco Mobile (089) Ported to O2	3.304	3.212	3.198	0.621	0.344	0.301	01/04/2014	31/08/2016	Final
Lycamobile (089) ported to O2	3.304	3.212	3.198	0.621	0.344	0.301	01/04/2014	31/08/2016	Final
UPC mobile (089) ported to O2	3.304	3.212	3.198	0.621	0.344	0.301	01/06/2015	31/08/2016	Final
Carphone mobile (089) ported to O2	3.304	3.212	3.198	0.621	0.344	0.301	01/07/2015	31/08/2016	Final
Vodafone	2.804	2.712	2.698	0.621	0.344	0.301	01/07/2013	31/08/2016	Final
O2 (086) Ported to Vodafone	3.304	3.212	3.198	0.621	0.344	0.301	01/07/2013	31/08/2016	Final
Meteor (085) ported to Vodafone	3.016	2.830	2.804	1.284	0.714	0.632	01/07/2013	31/08/2016	Final
Hutchison (083) ported to Vodafone	3.304	3.212	3.198	0.621	0.344	0.301	01/07/2013	31/08/2016	Final
Tesco Mobile (089) Ported to Vodafone	3.304	3.212	3.198	0.621	0.344	0.301	01/07/2013	31/08/2016	Final
Lycamobile (089) ported to Vodafone	3.304	3.212	3.198	0.621	0.344	0.301	01/07/2013	31/08/2016	Final
UPC mobile (089) ported to Vodafone	3.304	3.212	3.198	0.621	0.344	0.301	01/06/2015	31/08/2016	Final
Carphone mobile (089) ported to Vodafone	3.304	3.212	3.198	0.621	0.344	0.301	01/07/2015	31/08/2016	Final

**Note**

Table 102 list the charges to the Originating Operator for Transit traffic destined for the services listed in that table. Rates are quoted in Euro cent



**Table 102 (2 of 2)**  
**Mobile Termination Rates (from 01/07/2013) Revised Rates. See note below**

Operator	Cent Per Minute			Cent Per Call			Effective from	Effective to	Status
	Peak	Off Peak	Weekend	Peak	Off Peak	Weekend			
Hutchison	2.8040	2.7120	2.6980	0.6210	0.3440	0.3010	01/07/2013	31/08/2016	Final
Meteor (085) ported to Hutchison	3.0160	2.8300	2.8040	1.2840	0.7140	0.6320	01/07/2013	31/08/2016	Final
Vodafone (087) ported to Hutchison	3.0160	2.8300	2.8040	1.2840	0.7140	0.6320	01/07/2013	31/08/2016	Final
O2 (086) ported to Hutchison	3.3040	3.2120	3.1980	0.6210	0.3440	0.3010	01/07/2013	31/08/2016	Final
Tesco Mobile (089) Ported to Hutchison	3.3040	3.2120	3.1980	0.6210	0.3440	0.3010	01/07/2013	31/08/2016	Final
Lycamobile (089) ported to Hutchison	3.3040	3.2120	3.1980	0.6210	0.3440	0.3010	01/07/2013	31/08/2016	Final
UPC mobile (089) ported to Hutchison	3.3040	3.2120	3.1980	0.6210	0.3440	0.3010	01/06/2015	31/08/2016	Final
Carphone mobile (089) ported to Hutchison	3.3040	3.2120	3.1980	0.6210	0.3440	0.3010	01/07/2015	31/08/2016	Final
Tesco Mobile	2.804	2.712	2.698	0.621	0.344	0.301	01/04/2014	31/08/2016	Final
Meteor (085) ported to Tesco Mobile	3.016	2.830	2.804	1.284	0.714	0.632	01/04/2014	31/08/2016	Final
O2 (086) ported to Tesco Mobile	3.304	3.212	3.198	0.621	0.344	0.301	01/04/2014	31/08/2016	Final
Vodafone (087) ported to Tesco Mobile	3.016	2.830	2.804	1.284	0.714	0.632	01/04/2014	31/08/2016	Final
Hutchison (083) ported to Tesco Mobile	3.304	3.212	3.198	0.621	0.344	0.301	01/04/2014	31/08/2016	Final
Lycamobile (089) ported to Tesco Mobile	3.304	3.212	3.198	0.621	0.344	0.301	01/04/2014	31/08/2016	Final
UPC mobile (089) ported to Tesco Mobile	3.304	3.212	3.198	0.621	0.344	0.301	01/06/2015	31/08/2016	Final
Carphone mobile (089) ported to Tesco Mobile	3.304	3.212	3.198	0.621	0.344	0.301	01/07/2015	31/08/2016	Final
Lycamobile	2.8040	2.7120	2.6980	0.6210	0.3440	0.3010	01/07/2013	31/08/2016	Final
Meteor (085) ported to Lycamobile	3.0160	2.8300	2.8040	1.2840	0.7140	0.6320	01/07/2013	31/08/2016	Final
O2 (086) ported to Lycamobile	3.3040	3.2120	3.1980	0.6210	0.3440	0.3010	01/07/2013	31/08/2016	Final
Vodafone (087) ported to Lycamobile	3.0160	2.8300	2.8040	1.2840	0.7140	0.6320	01/07/2013	31/08/2016	Final
Hutchison (083) ported to Lycamobile	3.3040	3.2120	3.1980	0.6210	0.3440	0.3010	01/07/2013	31/08/2016	Final
Tesco Mobile (089) Ported to Lycamobile	3.3040	3.2120	3.1980	0.6210	0.3440	0.3010	01/07/2013	31/08/2016	Final
UPC Mobile (089) Ported to Lycamobile	3.3040	3.2120	3.1980	0.6210	0.3440	0.3010	01/06/2015	31/08/2016	Final
Carphone Mobile (089) Ported to Lycamobile	3.3040	3.2120	3.1980	0.6210	0.3440	0.3010	01/07/2015	31/08/2016	Final
UPC mobile	2.8040	2.7120	2.6980	0.6210	0.3440	0.3010	01/06/2015		Final
Meteor (085) ported to UPC mobile	3.0160	2.8300	2.8040	1.2840	0.7140	0.6320	01/06/2015		Final
O2 (086) ported to UPC mobile	3.3040	3.2120	3.1980	0.6210	0.3440	0.3010	01/06/2015		Final
Vodafone (087) ported to UPC mobile	3.0160	2.8300	2.8040	1.2840	0.7140	0.6320	01/06/2015		Final
Hutchison (083) ported to UPC mobile	3.3040	3.2120	3.1980	0.6210	0.3440	0.3010	01/06/2015		Final
Tesco Mobile (089) Ported to UPC mobile	3.3040	3.2120	3.1980	0.6210	0.3440	0.3010	01/06/2015		Final
Lycamobile (089) ported to UPC Mobile	3.3040	3.2120	3.1980	0.6210	0.3440	0.3010	01/06/2015		Final
Carphone Mobile (089) ported to UPC Mobile	3.3040	3.2120	3.1980	0.6210	0.3440	0.3010	01/07/2015		Final
Carphone Mobile	6.204	6.112	6.098	0.621	0.344	0.301	01/07/2015	31/08/2016	Final
Meteor (085) ported to Carphone Mobile	6.416	6.230	6.204	1.284	0.714	0.632	01/07/2015	31/08/2016	Final
Vodafone (087) ported to Carphone Mobile	6.416	6.230	6.204	1.284	0.714	0.632	01/07/2015	31/08/2016	Final
O2 (086) ported to Carphone Mobile	6.704	6.612	6.598	0.621	0.344	0.301	01/07/2015	31/08/2016	Final
Tesco Mobile (089) Ported to Carphone Mobile	6.704	6.612	6.598	0.621	0.344	0.301	01/07/2015	31/08/2016	Final
Lycamobile (089) ported to Carphone Mobile	6.704	6.612	6.598	0.621	0.344	0.301	01/07/2015	31/08/2016	Final
Hutchison (083) Ported to Carphone Mobile	6.704	6.612	6.598	0.621	0.344	0.301	01/07/2015	31/08/2016	Final
UPC Mobile (089) Ported to Carphone Mobile	6.704	6.612	6.598	0.621	0.344	0.301	01/07/2015	31/08/2016	Final

**Note**

Table 102 list the charges to the Originating Operator for Transit traffic destined for the services listed in that table.  
 Rates are quoted in Euro cent



Table 102 (1 of 2)									
Mobile Termination Rates (from 01/09/2016) Revised Rates. See note below									
Operator	Cent Per Minute			Cent Per Call			Effective from	Effective to	Status
	Peak	Off Peak	Weekend	Peak	Off Peak	Weekend			
Meteor	1.044	0.952	0.938	0.621	0.344	0.301	01/09/2016	31/12/2016	Final
Vodafone (087) ported to Meteor	1.256	1.070	1.044	1.284	0.714	0.632	01/09/2016	31/12/2016	Final
O2 (086) ported to Meteor	1.544	1.452	1.438	0.621	0.344	0.301	01/09/2016	31/12/2016	Final
Hutchison (083) ported to Meteor	1.544	1.452	1.438	0.621	0.344	0.301	01/09/2016	31/12/2016	Final
Tesco Mobile (089) Ported to Meteor	1.544	1.452	1.438	0.621	0.344	0.301	01/09/2016	31/12/2016	Final
Lycamobile (089) ported to Meteor	1.544	1.452	1.438	0.621	0.344	0.301	01/09/2016	31/12/2016	Final
UPC mobile (089) ported to Meteor	1.544	1.452	1.438	0.621	0.344	0.301	01/09/2016	31/12/2016	Final
Carphone mobile (089) ported to Meteor	1.544	1.452	1.438	0.621	0.344	0.301	01/09/2016	31/12/2016	Final
O2	1.044	0.952	0.938	0.621	0.344	0.301	01/09/2016	31/12/2016	Final
Vodafone(087) ported to O2	1.256	1.070	1.044	1.284	0.714	0.632	01/09/2016	31/12/2016	Final
Meteor (085) ported to O2	1.256	1.070	1.044	1.284	0.714	0.632	01/09/2016	31/12/2016	Final
Hutchison (083) ported to O2	1.544	1.452	1.438	0.621	0.344	0.301	01/09/2016	31/12/2016	Final
Tesco Mobile (089) Ported to O2	1.544	1.452	1.438	0.621	0.344	0.301	01/09/2016	31/12/2016	Final
Lycamobile (089) ported to O2	1.544	1.452	1.438	0.621	0.344	0.301	01/09/2016	31/12/2016	Final
UPC mobile (089) ported to O2	1.544	1.452	1.438	0.621	0.344	0.301	01/09/2016	31/12/2016	Final
Carphone mobile (089) ported to O2	1.544	1.452	1.438	0.621	0.344	0.301	01/09/2016	31/12/2016	Final
Vodafone	1.044	0.952	0.938	0.621	0.344	0.301	01/09/2016	31/12/2016	Final
O2 (086) Ported to Vodafone	1.544	1.452	1.438	0.621	0.344	0.301	01/09/2016	31/12/2016	Final
Meteor (085) ported to Vodafone	1.256	1.070	1.044	1.284	0.714	0.632	01/09/2016	31/12/2016	Final
Hutchison (083) ported to Vodafone	1.544	1.452	1.438	0.621	0.344	0.301	01/09/2016	31/12/2016	Final
Tesco Mobile (089) Ported to Vodafone	1.544	1.452	1.438	0.621	0.344	0.301	01/09/2016	31/12/2016	Final
Lycamobile (089) ported to Vodafone	1.544	1.452	1.438	0.621	0.344	0.301	01/09/2016	31/12/2016	Final
UPC mobile (089) ported to Vodafone	1.544	1.452	1.438	0.621	0.344	0.301	01/09/2016	31/12/2016	Final
Carphone mobile (089) ported to Vodafone	1.544	1.452	1.438	0.621	0.344	0.301	01/09/2016	31/12/2016	Final

**Note**

Table 102 list the charges to the Originating Operator for Transit traffic destined for the services listed in that table. Rates are quoted in Euro cent



Table 102 (2 of 2)									
Mobile Termination Rates (from 01/09/2016) Revised Rates. See note below									
Operator	Cent Per Minute			Cent Per Call			Effective from	Effective to	Status
	Peak	Off Peak	Weekend	Peak	Off Peak	Weekend			
Hutchison	1.044	0.952	0.938	0.621	0.344	0.301	01/09/2016	31/12/2016	Final
Meteor (085) ported to Hutchison	1.256	1.070	1.044	1.284	0.714	0.632	01/09/2016	31/12/2016	Final
Vodafone (087) ported to Hutchison	1.256	1.070	1.044	1.284	0.714	0.632	01/09/2016	31/12/2016	Final
O2 (086) ported to Hutchison	1.544	1.452	1.438	0.621	0.344	0.301	01/09/2016	31/12/2016	Final
Tesco Mobile (089) Ported to Hutchison	1.544	1.452	1.438	0.621	0.344	0.301	01/09/2016	31/12/2016	Final
Lycamobile (089) ported to Hutchison	1.544	1.452	1.438	0.621	0.344	0.301	01/09/2016	31/12/2016	Final
UPC mobile (089) ported to Hutchinson	1.544	1.452	1.438	0.621	0.344	0.301	01/09/2016	31/12/2016	Final
Carphone mobile (089) ported to Hutchinson	1.544	1.452	1.438	0.621	0.344	0.301	01/09/2016	31/12/2016	Final
Tesco Mobile	1.044	0.952	0.938	0.621	0.344	0.301	01/09/2016	31/12/2016	Final
Meteor (085) ported to Tesco Mobile	1.256	1.070	1.044	1.284	0.714	0.632	01/09/2016	31/12/2016	Final
O2 (086) ported to Tesco Mobile	1.544	1.452	1.438	0.621	0.344	0.301	01/09/2016	31/12/2016	Final
Vodafone (087) ported to Tesco Mobile	1.256	1.070	1.044	1.284	0.714	0.632	01/09/2016	31/12/2016	Final
Hutchison (083) ported to Tesco Mobile	1.544	1.452	1.438	0.621	0.344	0.301	01/09/2016	31/12/2016	Final
Lycamobile (089) ported to Tesco Mobile	1.544	1.452	1.438	0.621	0.344	0.301	01/09/2016	31/12/2016	Final
UPC mobile (089) ported to Tesco Mobile	1.544	1.452	1.438	0.621	0.344	0.301	01/09/2016	31/12/2016	Final
Carphone mobile (089) ported to Tesco Mobile	1.544	1.452	1.438	0.621	0.344	0.301	01/09/2016	31/12/2016	Final
Lycamobile	1.044	0.952	0.938	0.621	0.344	0.301	01/09/2016	31/12/2016	Final
Meteor (085) ported to Lycamobile	1.256	1.070	1.044	1.284	0.714	0.632	01/09/2016	31/12/2016	Final
O2 (086) ported to Lycamobile	1.544	1.452	1.438	0.621	0.344	0.301	01/09/2016	31/12/2016	Final
Vodafone (087) ported to Lycamobile	1.256	1.070	1.044	1.284	0.714	0.632	01/09/2016	31/12/2016	Final
Hutchison (083) ported to Lycamobile	1.544	1.452	1.438	0.621	0.344	0.301	01/09/2016	31/12/2016	Final
Tesco Mobile (089) Ported to Lycamobile	1.544	1.452	1.438	0.621	0.344	0.301	01/09/2016	31/12/2016	Final
UPC mobile (089) ported to Lycamobile	1.544	1.452	1.438	0.621	0.344	0.301	01/09/2016	31/12/2016	Final
Carphone mobile (089) ported to Lycamobile	1.544	1.452	1.438	0.621	0.344	0.301	01/09/2016	31/12/2016	Final
UPC mobile	2.8040	2.7120	2.6980	0.6210	0.3440	0.3010	01/06/2015		Final
Meteor (085) ported to UPC mobile	3.0160	2.8300	2.8040	1.2840	0.7140	0.6320	01/06/2015		Final
O2 (086) ported to UPC mobile	3.3040	3.2120	3.1980	0.6210	0.3440	0.3010	01/06/2015		Final
Vodafone (087) ported to UPC mobile	3.0160	2.8300	2.8040	1.2840	0.7140	0.6320	01/06/2015		Final
Hutchison (083) ported to UPC mobile	3.3040	3.2120	3.1980	0.6210	0.3440	0.3010	01/06/2015		Final
Tesco Mobile (089) Ported to UPC mobile	3.3040	3.2120	3.1980	0.6210	0.3440	0.3010	01/06/2015		Final
Lycamobile (089) ported to UPC Mobile	3.3040	3.2120	3.1980	0.6210	0.3440	0.3010	01/06/2015		Final
Carphone Mobile (089) ported to UPC Mobile	3.3040	3.2120	3.1980	0.6210	0.3440	0.3010	01/06/2015		Final
Carphone Mobile	2.144	2.052	2.038	0.621	0.344	0.301	01/09/2016	31/12/2016	Final
Meteor (085) ported to Carphone Mobile	2.356	2.170	2.144	1.284	0.714	0.632	01/09/2016	31/12/2016	Final
Vodafone (087) ported to Carphone Mobile	2.356	2.170	2.144	1.284	0.714	0.632	01/09/2016	31/12/2016	Final
O2 (086) ported to Carphone Mobile	2.644	2.552	2.538	0.621	0.344	0.301	01/09/2016	31/12/2016	Final
Tesco Mobile (089) Ported to Carphone Mobile	2.644	2.552	2.538	0.621	0.344	0.301	01/09/2016	31/12/2016	Final
Lycamobile (089) ported to Carphone Mobile	2.644	2.552	2.538	0.621	0.344	0.301	01/09/2016	31/12/2016	Final
Hutchison (083) Ported to Carphone Mobile	2.644	2.552	2.538	0.621	0.344	0.301	01/09/2016	31/12/2016	Final
UPC Mobile (089) Ported to Carphone Mobile	2.644	2.552	2.538	0.621	0.344	0.301	01/09/2016	31/12/2016	Final

**Note**

Table 102 list the charges to the Originating Operator for Transit traffic destined for the services listed in that table. Rates are quoted in Euro cent



Table 102 (1 of 2)									
Mobile Termination Rates (from 01/01/2017) Revised Rates. See note below									
Operator	Cent Per Minute			Cent Per Call			Effective from	Effective to	Status
	Peak	Off Peak	Weekend	Peak	Off Peak	Weekend			
Meteor	1.024	0.932	0.918	0.621	0.344	0.301	01/01/2017	31/12/2017	Final
Vodafone (087) ported to Meteor	1.236	1.050	1.024	1.284	0.714	0.632	01/01/2017	31/12/2017	Final
O2 (086) ported to Meteor	1.524	1.432	1.418	0.621	0.344	0.301	01/01/2017	31/12/2017	Final
Hutchison (083) ported to Meteor	1.524	1.432	1.418	0.621	0.344	0.301	01/01/2017	31/12/2017	Final
Tesco Mobile (089) Ported to Meteor	1.524	1.432	1.418	0.621	0.344	0.301	01/01/2017	31/12/2017	Final
Lycamobile (089) ported to Meteor	1.524	1.432	1.418	0.621	0.344	0.301	01/01/2017	31/12/2017	Final
UPC mobile (089) ported to Meteor	1.524	1.432	1.418	0.621	0.344	0.301	01/01/2017	31/12/2017	Final
Carphone mobile (089) ported to Meteor	1.524	1.432	1.418	0.621	0.344	0.301	01/01/2017	31/12/2017	Final
O2	1.024	0.932	0.918	0.621	0.344	0.301	01/01/2017	31/12/2017	Final
Vodafone(087) ported to O2	1.236	1.050	1.024	1.284	0.714	0.632	01/01/2017	31/12/2017	Final
Meteor (085) ported to O2	1.236	1.050	1.024	1.284	0.714	0.632	01/01/2017	31/12/2017	Final
Hutchison (083) ported to O2	1.524	1.432	1.418	0.621	0.344	0.301	01/01/2017	31/12/2017	Final
Tesco Mobile (089) Ported to O2	1.524	1.432	1.418	0.621	0.344	0.301	01/01/2017	31/12/2017	Final
Lycamobile (089) ported to O2	1.524	1.432	1.418	0.621	0.344	0.301	01/01/2017	31/12/2017	Final
UPC mobile (089) ported to O2	1.524	1.432	1.418	0.621	0.344	0.301	01/01/2017	31/12/2017	Final
Carphone mobile (089) ported to O2	1.524	1.432	1.418	0.621	0.344	0.301	01/01/2017	31/12/2017	Final
Vodafone	1.024	0.932	0.918	0.621	0.344	0.301	01/01/2017	31/12/2017	Final
O2 (086) Ported to Vodafone	1.524	1.432	1.418	0.621	0.344	0.301	01/01/2017	31/12/2017	Final
Meteor (085) ported to Vodafone	1.236	1.050	1.024	1.284	0.714	0.632	01/01/2017	31/12/2017	Final
Hutchison (083) ported to Vodafone	1.524	1.432	1.418	0.621	0.344	0.301	01/01/2017	31/12/2017	Final
Tesco Mobile (089) Ported to Vodafone	1.524	1.432	1.418	0.621	0.344	0.301	01/01/2017	31/12/2017	Final
Lycamobile (089) ported to Vodafone	1.524	1.432	1.418	0.621	0.344	0.301	01/01/2017	31/12/2017	Final
UPC mobile (089) ported to Vodafone	1.524	1.432	1.418	0.621	0.344	0.301	01/01/2017	31/12/2017	Final
Carphone mobile (089) ported to Vodafone	1.524	1.432	1.418	0.621	0.344	0.301	01/01/2017	31/12/2017	Final

**Note**

Table 102 list the charges to the Originating Operator for Transit traffic destined for the services listed in that table. Rates are quoted in Euro cent



**Table 102 (2 of 2)**  
**Mobile Termination Rates (from 01/01/2017) Revised Rates. See note below**

Operator	Cent Per Minute			Cent Per Call			Effective from	Effective to	Status
	Peak	Off Peak	Weekend	Peak	Off Peak	Weekend			
Hutchison	1.024	0.932	0.918	0.621	0.344	0.301	01/01/2017	31/12/2017	Final
Meteor (085) ported to Hutchison	1.236	1.050	1.024	1.284	0.714	0.632	01/01/2017	31/12/2017	Final
Vodafone (087) ported to Hutchison	1.236	1.050	1.024	1.284	0.714	0.632	01/01/2017	31/12/2017	Final
O2 (086) ported to Hutchison	1.524	1.432	1.418	0.621	0.344	0.301	01/01/2017	31/12/2017	Final
Tesco Mobile (089) Ported to Hutchison	1.524	1.432	1.418	0.621	0.344	0.301	01/01/2017	31/12/2017	Final
Lycamobile (089) ported to Hutchison	1.524	1.432	1.418	0.621	0.344	0.301	01/01/2017	31/12/2017	Final
UPC mobile (089) ported to Hutchinson	1.524	1.432	1.418	0.621	0.344	0.301	01/01/2017	31/12/2017	Final
Carphone mobile (089) ported to Hutchinson	1.524	1.432	1.418	0.621	0.344	0.301	01/01/2017	31/12/2017	Final
Tesco Mobile	1.024	0.932	0.918	0.621	0.344	0.301	01/01/2017	31/12/2017	Final
Meteor (085) ported to Tesco Mobile	1.236	1.050	1.024	1.284	0.714	0.632	01/01/2017	31/12/2017	Final
O2 (086) ported to Tesco Mobile	1.524	1.432	1.418	0.621	0.344	0.301	01/01/2017	31/12/2017	Final
Vodafone (087) ported to Tesco Mobile	1.236	1.050	1.024	1.284	0.714	0.632	01/01/2017	31/12/2017	Final
Hutchison (083) ported to Tesco Mobile	1.524	1.432	1.418	0.621	0.344	0.301	01/01/2017	31/12/2017	Final
Lycamobile (089) ported to Tesco Mobile	1.524	1.432	1.418	0.621	0.344	0.301	01/01/2017	31/12/2017	Final
UPC mobile (089) ported to Tesco Mobile	1.524	1.432	1.418	0.621	0.344	0.301	01/01/2017	31/12/2017	Final
Carphone mobile (089) ported to Tesco Mobile	1.524	1.432	1.418	0.621	0.344	0.301	01/01/2017	31/12/2017	Final
Lycamobile	1.024	0.932	0.918	0.621	0.344	0.301	01/01/2017	31/12/2017	Final
Meteor (085) ported to Lycamobile	1.236	1.050	1.024	1.284	0.714	0.632	01/01/2017	31/12/2017	Final
O2 (086) ported to Lycamobile	1.524	1.432	1.418	0.621	0.344	0.301	01/01/2017	31/12/2017	Final
Vodafone (087) ported to Lycamobile	1.236	1.050	1.024	1.284	0.714	0.632	01/01/2017	31/12/2017	Final
Hutchison (083) ported to Lycamobile	1.524	1.432	1.418	0.621	0.344	0.301	01/01/2017	31/12/2017	Final
Tesco Mobile (089) Ported to Lycamobile	1.524	1.432	1.418	0.621	0.344	0.301	01/01/2017	31/12/2017	Final
UPC mobile (089) ported to Lycamobile	1.524	1.432	1.418	0.621	0.344	0.301	01/01/2017	31/12/2017	Final
Carphone mobile (089) ported to Lycamobile	1.524	1.432	1.418	0.621	0.344	0.301	01/01/2017	31/12/2017	Final
UPC mobile	2.8040	2.7120	2.6980	0.6210	0.3440	0.3010	01/06/2015	31/12/2017	Final
Meteor (085) ported to UPC mobile	3.0160	2.8300	2.8040	1.2840	0.7140	0.6320	01/06/2015	31/12/2017	Final
O2 (086) ported to UPC mobile	3.3040	3.2120	3.1980	0.6210	0.3440	0.3010	01/06/2015	31/12/2017	Final
Vodafone (087) ported to UPC mobile	3.0160	2.8300	2.8040	1.2840	0.7140	0.6320	01/06/2015	31/12/2017	Final
Hutchison (083) ported to UPC mobile	3.3040	3.2120	3.1980	0.6210	0.3440	0.3010	01/06/2015	31/12/2017	Final
Tesco Mobile (089) Ported to UPC mobile	3.3040	3.2120	3.1980	0.6210	0.3440	0.3010	01/06/2015	31/12/2017	Final
Lycamobile (089) ported to UPC Mobile	3.3040	3.2120	3.1980	0.6210	0.3440	0.3010	01/06/2015	31/12/2017	Final
Carphone Mobile (089) ported to UPC Mobile	3.3040	3.2120	3.1980	0.6210	0.3440	0.3010	01/06/2015	31/12/2017	Final
Carphone Mobile	2.094	2.002	1.988	0.621	0.344	0.301	01/01/2017	31/12/2017	Final
Meteor (085) ported to Carphone Mobile	2.306	2.120	2.094	1.284	0.714	0.632	01/01/2017	31/12/2017	Final
Vodafone (087) ported to Carphone Mobile	2.306	2.120	2.094	1.284	0.714	0.632	01/01/2017	31/12/2017	Final
O2 (086) ported to Carphone Mobile	2.594	2.502	2.488	0.621	0.344	0.301	01/01/2017	31/12/2017	Final
Tesco Mobile (089) Ported to Carphone Mobile	2.594	2.502	2.488	0.621	0.344	0.301	01/01/2017	31/12/2017	Final
Lycamobile (089) ported to Carphone Mobile	2.594	2.502	2.488	0.621	0.344	0.301	01/01/2017	31/12/2017	Final
Hutchison (083) Ported to Carphone Mobile	2.594	2.502	2.488	0.621	0.344	0.301	01/01/2017	31/12/2017	Final
UPC Mobile (089) Ported to Carphone Mobile	2.594	2.502	2.488	0.621	0.344	0.301	01/01/2017	31/12/2017	Final

**Note**

Table 102 list the charges to the Originating Operator for Transit traffic destined for the services listed in that table. Rates are quoted in Euro cent



**Table 102 (1 of 2)**  
**Mobile Termination Rates (from 01/01/2018) Revised Rates. See note below**

Operator	Cent Per Minute			Cent Per Call			Effective from	Effective to	Status
	Peak	Off Peak	Weekend	Peak	Off Peak	Weekend			
Meteor	1.055	0.936	0.917	0.807	0.447	0.391	01/03/2019		Final
Vodafone (087) ported to Meteor	1.267	1.054	1.023	1.470	0.817	0.722	01/03/2019		Final
O2 (086) ported to Meteor	1.555	1.436	1.417	0.807	0.447	0.391	01/03/2019		Final
Hutchison (083) ported to Meteor	1.555	1.436	1.417	0.807	0.447	0.391	01/03/2019		Final
Tesco Mobile (089) Ported to Meteor	1.555	1.436	1.417	0.807	0.447	0.391	01/03/2019		Final
Lycamobile (089) ported to Meteor	1.555	1.436	1.417	0.807	0.447	0.391	01/03/2019		Final
UPC mobile (089) ported to Meteor	1.555	1.436	1.417	0.807	0.447	0.391	01/03/2019		Final
Carphone mobile (089) ported to Meteor	1.555	1.436	1.417	0.807	0.447	0.391	01/03/2019		Final
O2	1.055	0.936	0.917	0.807	0.447	0.391	01/03/2019		Final
Vodafone(087) ported to O2	1.267	1.054	1.023	1.470	0.817	0.722	01/03/2019		Final
Meteor (085) ported to O2	1.267	1.054	1.023	1.470	0.817	0.722	01/03/2019		Final
Hutchison (083) ported to O2	1.555	1.436	1.417	0.807	0.447	0.391	01/03/2019		Final
Tesco Mobile (089) Ported to O2	1.555	1.436	1.417	0.807	0.447	0.391	01/03/2019		Final
Lycamobile (089) ported to O2	1.555	1.436	1.417	0.807	0.447	0.391	01/03/2019		Final
UPC mobile (089) ported to O2	1.555	1.436	1.417	0.807	0.447	0.391	01/03/2019		Final
Carphone mobile (089) ported to O2	1.555	1.436	1.417	0.807	0.447	0.391	01/03/2019		Final
Vodafone	1.055	0.936	0.917	0.807	0.447	0.391	01/03/2019		Final
O2 (086) Ported to Vodafone	1.555	1.436	1.417	0.807	0.447	0.391	01/03/2019		Final
Meteor (085) ported to Vodafone	1.267	1.054	1.023	1.470	0.817	0.722	01/03/2019		Final
Hutchison (083) ported to Vodafone	1.555	1.436	1.417	0.807	0.447	0.391	01/03/2019		Final
Tesco Mobile (089) Ported to Vodafone	1.555	1.436	1.417	0.807	0.447	0.391	01/03/2019		Final
Lycamobile (089) ported to Vodafone	1.555	1.436	1.417	0.807	0.447	0.391	01/03/2019		Final
UPC mobile (089) ported to Vodafone	1.555	1.436	1.417	0.807	0.447	0.391	01/03/2019		Final
Carphone mobile (089) ported to Vodafone	1.555	1.436	1.417	0.807	0.447	0.391	01/03/2019		Final

**Note**

Table 102 list the charges to the Originating Operator for Transit traffic destined for the services listed in that table.  
Rates are quoted in Euro cent





Table 103 Geographical Termination Rates to 30/06/2013										
Operator	Charging Level	Cent Per Minute			Cent Per Call			Effective from	Effective to	Status
		Peak	Off Peak	Weekend	Peak	Off Peak	Weekend			
Budget		1.041185	0.520593	0.419014				01/07/2000	30/06/2013	Final
C&W		1.041185	0.520593	0.419014				01/07/2000	30/06/2013	Final
Esat BT		0.880	0.460	0.420				01/05/2005	30/06/2013	Final
Chorus		1.022139	0.539639	0.457106				01/07/2000	30/06/2013	Final
NTL		0.394889	0.218395	0.19173	0.744067	0.411395	0.360606	01/09/2003	30/06/2013	Final
Ocean		1.612567	0.812632	0.672961				01/07/2000	30/06/2013	Final
Energis		0.394889	0.218395	0.19173	0.744067	0.411395	0.360606	01/04/2002	30/06/2013	Final
Verizon (formerly MCI)		1.041185	0.520593	0.419014				01/07/2000	30/04/2009	Final
Verizon (formerly MCI)		0.70	0.40	0.30	1.70	0.60	0.40	01/05/2009	30/06/2013	Final
Colt		0.394889	0.218395	0.19173	0.744067	0.411395	0.360606	01/05/2002	31/05/2010	Final
Colt		0.550	0.300	0.260	0.860	0.440	0.400	01/06/2010	30/06/2013	Final
Aceess- Telecom- Imagine		0.495	0.318	0.292	0.844	0.511	0.461	01/09/2003	30/06/2013	Final
Talk Telecom		0.306	0.171	0.153	0.818	0.456	0.409	01/09/2004	30/06/2013	Final
Swiftcall		0.306	0.171	0.153	0.818	0.456	0.409	01/10/2004	30/06/2013	Final
Smart		0.643	0.356	0.312	0	0	0	01/12/2005	30/06/2013	Final
Magnet		0.306	0.171	0.153	0.818	0.456	0.409	01/02/2006	30/06/2013	Final
Finarea		0.306	0.171	0.153	0.818	0.456	0.409	01/03/2006	30/06/2013	Final
Opera Telecom In2tel		0.306	0.171	0.153	0.818	0.456	0.409	01/02/2007	30/06/2013	Final
Blueface		0.579	0.323	0.29				01/08/2007	30/06/2013	Final
Digiweb		0.350	0.162	0.138	0.88	0.58	0.52	01/01/2009	31/10/2009	Final
Digiweb		0.316	0.148	0.124	0.85	0.55	0.50	01/11/2009	30/06/2013	Final
3PlayPlus		0.579	0.323	0.290				01/03/2010	30/06/2013	Final
Rivertower		0.579	0.323	0.290				01/03/2011	30/06/2013	Final
Orange Business Services		1.041185	0.520593	0.419014				01/05/11	30/06/2013	Final
Blue Chip Telecom		0.579	0.323	0.290				01/05/11	30/06/2013	Final
Airspeed		0.4952	0.2739	0.2400				01/06/11	30/06/2013	Final
Voxbone		0.579	0.323	0.290				01/08/11	30/06/2013	Final
Magrathe a		1.04	0.52	0.41				01/09/12	30/06/2013	Final
Goldfish		0.579	0.323	0.290				01/01/13	30/06/2013	Final

**Note:**

Table 103 list the payment to the terminating Operator for the services listed in that table.  
Rates are quoted in Euro cent



Table 102 (2 of 2)									
Mobile Termination Rates (from 01/01/2018) Revised Rates. See note below									
Operator	Cent Per Minute			Cent Per Call			Effective from	Effective to	Status
	Peak	Off Peak	Weekend	Peak	Off Peak	Weekend			
Hutchison	1.055	0.936	0.917	0.807	0.447	0.391	01/03/2019		Final
Meteor (085) ported to Hutchison	1.267	1.054	1.023	1.470	0.817	0.722	01/03/2019		Final
Vodafone (087) ported to Hutchison	1.267	1.054	1.023	1.470	0.817	0.722	01/03/2019		Final
O2 (086) ported to Hutchison	1.555	1.436	1.417	0.807	0.447	0.391	01/03/2019		Final
Tesco Mobile (089) Ported to Hutchison	1.555	1.436	1.417	0.807	0.447	0.391	01/03/2019		Final
Lycamobile (089) ported to Hutchison	1.555	1.436	1.417	0.807	0.447	0.391	01/03/2019		Final
UPC mobile (089) ported to Hutchison	1.555	1.436	1.417	0.807	0.447	0.391	01/03/2019		Final
Carphone mobile (089) ported to Hutchison	1.555	1.436	1.417	0.807	0.447	0.391	01/03/2019		Final
Tesco Mobile	1.055	0.936	0.917	0.807	0.447	0.391	01/03/2019		Final
Meteor (085) ported to Tesco Mobile	1.267	1.054	1.023	1.470	0.817	0.722	01/03/2019		Final
O2 (086) ported to Tesco Mobile	1.555	1.436	1.417	0.807	0.447	0.391	01/03/2019		Final
Vodafone (087) ported to Tesco Mobile	1.267	1.054	1.023	1.470	0.817	0.722	01/03/2019		Final
Hutchison (083) ported to Tesco Mobile	1.555	1.436	1.417	0.807	0.447	0.391	01/03/2019		Final
Lycamobile (089) ported to Tesco Mobile	1.555	1.436	1.417	0.807	0.447	0.391	01/03/2019		Final
UPC mobile (089) ported to Tesco Mobile	1.555	1.436	1.417	0.807	0.447	0.391	01/03/2019		Final
Carphone mobile (089) ported to Tesco Mobile	1.555	1.436	1.417	0.807	0.447	0.391	01/03/2019		Final
Lycamobile	1.055	0.936	0.917	0.807	0.447	0.391	01/03/2019		Final
Meteor (085) ported to Lycamobile	1.267	1.054	1.023	1.470	0.817	0.722	01/03/2019		Final
O2 (086) ported to Lycamobile	1.555	1.436	1.417	0.807	0.447	0.391	01/03/2019		Final
Vodafone (087) ported to Lycamobile	1.267	1.054	1.023	1.470	0.817	0.722	01/03/2019		Final
Hutchison (083) ported to Lycamobile	1.555	1.436	1.417	0.807	0.447	0.391	01/03/2019		Final
Tesco Mobile (089) Ported to Lycamobile	1.555	1.436	1.417	0.807	0.447	0.391	01/03/2019		Final
UPC mobile (089) ported to Lycamobile	1.555	1.436	1.417	0.807	0.447	0.391	01/03/2019		Final
Carphone mobile (089) ported to Lycamobile	1.555	1.436	1.417	0.807	0.447	0.391	01/03/2019		Final
UPC mobile	2.865	2.746	2.727	0.807	0.447	0.391	01/03/2019		Final
Meteor (085) ported to UPC mobile	3.077	2.864	2.833	1.470	0.817	0.722	01/03/2019		Final
O2 (086) ported to UPC mobile	3.365	3.246	3.227	0.807	0.447	0.391	01/03/2019		Final
Vodafone (087) ported to UPC mobile	3.077	2.864	2.833	1.470	0.817	0.722	01/03/2019		Final
Hutchison (083) ported to UPC mobile	3.365	3.246	3.227	0.807	0.447	0.391	01/03/2019		Final
Tesco Mobile (089) Ported to UPC mobile	3.365	3.246	3.227	0.807	0.447	0.391	01/03/2019		Final
Lycamobile (089) ported to UPC Mobile	3.365	3.246	3.227	0.807	0.447	0.391	01/03/2019		Final
Carphone Mobile (089) ported to UPC Mobile	3.365	3.246	3.227	0.807	0.447	0.391	01/03/2019		Final
Carphone Mobile	2.085	1.966	1.947	0.807	0.447	0.391	01/03/2019		Final
Meteor (085) ported to Carphone Mobile	2.297	2.084	2.053	1.470	0.817	0.722	01/03/2019		Final
Vodafone (087) ported to Carphone Mobile	2.297	2.084	2.053	1.470	0.817	0.722	01/03/2019		Final
O2 (086) ported to Carphone Mobile	2.585	2.466	2.447	0.807	0.447	0.391	01/03/2019		Final
Tesco Mobile (089) Ported to Carphone Mobile	2.585	2.466	2.447	0.807	0.447	0.391	01/03/2019		Final
Lycamobile (089) ported to Carphone Mobile	2.585	2.466	2.447	0.807	0.447	0.391	01/03/2019		Final
Hutchison (083) Ported to Carphone Mobile	2.585	2.466	2.447	0.807	0.447	0.391	01/03/2019		Final
UPC Mobile (089) Ported to Carphone Mobile	2.585	2.466	2.447	0.807	0.447	0.391	01/03/2019		Final

**Note**  
 Table 102 list the charges to the Originating Operator for Transit traffic destined for the services listed in that table.  
 Rates are quoted in Euro cent



Table 103										
Geographical Termination Rates To 30/06/2014										
Operator	Charging Level	Cent Per Minute			Cent Per Call			Effective from	Effective to	Status
		Peak	Off Peak	Weekend	Peak	Off Peak	Weekend			
Budget		1.041185	0.520593	0.419014				01/07/2013	30/06/2014	Final
C&W		1.041185	0.520593	0.419014				01/07/2013	30/06/2014	Final
Esat BT		0.098	0.098	0.098				01/07/2013	30/06/2014	Final
NTEL UPC		0.098	0.098	0.098				01/07/2013	30/06/2014	Final
Ocean		1.612567	0.812632	0.672961				01/07/2013	30/06/2014	Final
Energis		0.394889	0.218395	0.19173	0.744067	0.411395	0.360606	01/07/2013	30/06/2014	Final
Verizon (formerly MCI)		0.070	0.070	0.070	0.075	0.075	0.075	01/07/2013	30/06/2014	Final
Colt		0.098	0.098	0.098				01/07/2013	30/06/2014	Final
Access Telecom Imagine		0.495	0.318	0.292	0.844	0.511	0.461	01/07/2013	30/06/2014	Final
Talk Telecom		0.306	0.171	0.153	0.818	0.456	0.409	01/07/2013	30/06/2014	Final
Swiftcall		0.306	0.171	0.153	0.818	0.456	0.409	01/07/2013	30/06/2014	Final
Smart		0.098	0.098	0.098				01/07/2013	30/06/2014	Final
Magnet		0.098	0.098	0.098				01/07/2013	30/06/2014	Final
Finarea		0.306	0.171	0.153	0.818	0.456	0.409	01/07/2013	30/06/2014	Final
Opera Telecom In2tel		0.306	0.171	0.153	0.818	0.456	0.409	01/07/2013	30/06/2014	Final
Blueface		0.579	0.323	0.29				01/07/2013	30/06/2014	Final
Digiweb		0.316	0.148	0.124	0.85	0.55	0.50	01/07/2013	30/06/2014	Final
3PlayPlus		0.579	0.323	0.290				01/07/2013	30/06/2014	Final
Rivertower		0.579	0.323	0.290				01/07/2013	30/06/2014	Final
Orange Business Services		1.041185	0.520593	0.419014				01/07/2013	30/06/2014	Final
Blue Chip Telecom		0.579	0.323	0.290				01/07/2013	30/06/2014	Final
Airspeed		0.4952	0.2739	0.2400				01/07/2013	30/06/2014	Final
Voxbone		0.579	0.323	0.290				01/07/2013	30/06/2014	Final
Magrathea		1.04	0.52	0.41				01/07/2013	30/06/2014	Final
Goldfish		0.579	0.323	0.290				01/07/2013	30/06/2014	Final
Telcom		0.316	0.148	0.124	0.850	0.550	0.500	01/04/2014	30/06/2014	Final

**Note:**

Table 103 list the payment to the terminating Operator for the services listed in that table.  
Rates are quoted in Euro cent

open air is notifying of the price changes applicable from 01/07/2013 as advised by each operator pursuant to Decision Notices D11/12 and D12/12. We are aware that this Decision Notice is the subject of an appeal which may, if successful, result in retrospective price adjustments by the terminating operators. Please be advised that in such event, open air will be issuing supplemental invoices to reflect the modification to any charges applied by the terminating operators.



Table 103										
Geographical Termination Rates from 01/07/2014										
Operator	Charging Level	Cent Per Minute			Cent Per Call			Effective from	Effective to	Status
		Peak	Off Peak	Weekend	Peak	Off Peak	Weekend			
Budget		1.041185	0.520593	0.419014				01/07/2014		Final
C&W		1.041185	0.520593	0.419014				01/07/2014		Final
BT		0.072	0.072	0.072				01/07/2015		Final
Virginmedia		0.072	0.072	0.072				01/07/2015		Final
Energis		0.394889	0.218395	0.19173	0.744067	0.411395	0.360606	01/07/2014		Final
Verizon		0.072	0.072	0.072				01/07/2015		Final
Colt		0.072	0.072	0.072				01/07/2015		Final
Imagine		0.495	0.318	0.292	0.844	0.511	0.461	01/07/2014		Final
Talk Telecom		0.306	0.171	0.153	0.818	0.456	0.409	01/07/2014		Final
Swiftcall		0.306	0.171	0.153	0.818	0.456	0.409	01/07/2014		Final
Viatel (Smart)		0.072	0.072	0.072				01/07/2015		Final
Magnet		0.072	0.072	0.072				01/07/2015		Final
Finarea		0.306	0.171	0.153	0.818	0.456	0.409	01/07/2014		Final
In2tel		0.306	0.171	0.153	0.818	0.456	0.409	01/07/2014		Final
Blueface		0.579	0.323	0.29				01/07/2014		Final
Digiweb		0.316	0.148	0.124	0.85	0.55	0.50	01/07/2014		Final
3PlayPlus		0.579	0.323	0.290				01/07/2014		Final
Rivertower		0.579	0.323	0.290				01/07/2014		Final
Orange Business Services		1.041185	0.520593	0.419014				01/07/2014		Final
Blue Chip Telecom		0.579	0.323	0.290				01/07/2014		Final
Airspeed		0.072	0.072	0.072				01/08/2015		Final
Voxbone		0.579	0.323	0.290				01/07/2014		Final
Magrathea		1.04	0.52	0.41				01/07/2014		Final
Goldfish		0.579	0.323	0.290				01/07/2014		Final
Telcom		1.041185	0.520593	0.419014				01/12/2017		Final
Dialoga Servicios SA		1.041185	0.520593	0.419014				01/07/2015		Final
Intellicom		0.072	0.072	0.072				01/09/2015		Final
Vodafone		1.041185	0.520593	0.419014				04/01/2016		Final
IP Telecom		0.783000	0.435000	0.388000				01/11/2016		Final
Phone Pulse		0.700000	0.700000	0.700000				01/07/2017		Final
Nuacom		1.040000	0.520000	0.410000				15/12/2018		Final

**Note:**

Table 103 list the payment to the terminating Operator for the services listed in that table.  
Rates are quoted in Euro cent



**Table 104**  
**Geographic Origination Rates to 30/06/07**

Operator	Charging Level	Cent Per Minute			Cent Per Call			Effective from	Effective to	Status
		Peak	Off Peak	Weekend	Peak	Off Peak	Weekend			
Budget		1.253185	0.638593	0.525014	0.663	0.37	0.331	01/04/2004	30/06/2006	Final
Budget		1.2692	0.6436	0.5290	0.6630	0.3610	0.3210	01/07/2006	30/06/2007	Final
C&W		1.253185	0.638593	0.525014	0.663	0.37	0.331	01/04/2004	30/06/2006	Final
C&W		1.2692	0.6436	0.5290	0.6630	0.3610	0.3210	01/07/2006	30/06/2007	Final
Esat BT		1.824567	0.930632	0.778961	0.663	0.37	0.331	01/04/2004	30/04/2005	Final
Esat BT		1.092	0.578	0.526	0.663	0.37	0.331	01/05/2005	30/06/2006	Final
Esat BT		1.1080	0.5830	0.5300	0.6630	0.3610	0.3210	01/07/2006	30/06/2007	Final
Chorus		1.234139	0.657639	0.563106	0.663	0.37	0.331	01/04/2004	30/06/2006	Final
Chorus		1.2501	0.6626	0.5671	0.6630	0.3610	0.3210	01/07/2006	30/06/2007	Final
NTL		0.606889	0.336395	0.29773	1.407067	0.781395	0.691606	01/04/2004	30/06/2006	Final
NTL		0.6229	0.3414	0.3017	1.4071	0.7724	0.6816	01/07/2006	30/06/2007	Final
Ocean		1.824567	0.930632	0.778961	0.663	0.37	0.331	01/04/2004	30/06/2006	Final*
Ocean		1.8406	0.9356	0.7830	0.6630	0.3610	0.3210	01/07/2006	30/06/2007	Final
Energis		0.606889	0.336395	0.29773	1.407067	0.781395	0.691606	01/04/2004	30/06/2006	Final
Energis		0.6229	0.3414	0.3017	1.4071	0.7724	0.6816	01/07/2006	30/06/2007	Final
MCI		1.253185	0.638593	0.525014	0.663	0.37	0.331	01/04/2004	30/06/2006	Final
MCI		1.2692	0.6436	0.5290	0.6630	0.3610	0.3210	01/07/2006	30/06/2007	Final
Colt		0.606889	0.336395	0.29773	1.407067	0.781395	0.691606	01/04/2004	30/06/2006	Final
Colt		0.6229	0.3414	0.3017	1.4071	0.7724	0.6816	01/07/2006	30/06/2007	Final
Access Telecom		0.707	0.436	0.398	1.507	0.881	0.792	01/04/2004	30/06/2006	Final
Access Telecom Imagine		0.7230	0.4410	0.4020	1.5070	0.8720	0.7820	01/07/2006	30/06/2007	Final
Talk Telecom		0.518	0.289	0.259	1.481	0.826	0.74	01/09/2004	30/06/2006	Final
Talk Telecom		0.5340	0.2940	0.2630	1.4810	0.8170	0.7300	01/07/2006	30/06/2007	Final
Swiftcall		0.518	0.289	0.259	1.481	0.826	0.74	01/10/2004	30/06/2006	Final
Swiftcall		0.5340	0.2940	0.2630	1.4810	0.8170	0.7300	01/07/2006	30/06/2007	Final
Smart		0.855	0.474	0.418	0.663	0.37	0.331	01/12/2005	30/06/2006	Final
Smart		0.8710	0.4790	0.4220	0.6630	0.3610	0.3210	01/07/2006	30/06/2007	Final
Magnet		0.518	0.289	0.259	1.481	0.826	0.74	01/02/2006	30/06/2006	Final
Magnet		0.5340	0.2940	0.2630	1.4810	0.8170	0.7300	01/07/2006	30/06/2007	Final
Finarea		0.518	0.289	0.259	1.481	0.826	0.74	01/03/2006	30/06/2006	Final
Finarea		0.5340	0.2940	0.2630	1.4810	0.8170	0.7300	01/07/2006	30/06/2007	Final
Opera Telecom		0.5340	0.2940	0.2630	1.4810	0.8170	0.7300	01/02/2007	30/06/2007	Final

**Note:**

Table 104 list the charges to the originating operator for transit traffic destined for the services listed in that table.

\* These Rates are interim due to the fact that the transit element has yet to be finalised.

Rates are quoted in Euro cent

01/07/2014

VERSION - 1509.00 - Final



Table 104 Geographical Origination Rates to 30/06/2013										
Operator	Charging Level	Cent Per Minute			Cent Per Call			Effective from	Effective to	Status
		Peak	Off Peak	Weekend	Peak	Off Peak	Weekend			
Budget		1.2452	0.6326	0.5170	0.6210	0.3440	0.3010	01/07/2007	30/06/2013	Final
C&W		1.2452	0.6326	0.5170	0.6210	0.3440	0.3010	01/07/2007	30/06/2013	Final
Esat BT		1.0840	0.5720	0.5180	0.6210	0.3440	0.3010	01/07/2007	30/06/2013	Final
Chorus		1.2261	0.6516	0.5551	0.6210	0.3440	0.3010	01/07/2007	30/06/2013	Final
NTL		0.5989	0.3304	0.2897	1.3651	0.7554	0.6616	01/07/2007	30/06/2013	Final
Ocean		1.8166	0.9246	0.7710	0.6210	0.3440	0.3010	01/07/2007	30/06/2013	Final
Energis		0.5989	0.3304	0.2897	1.3651	0.7554	0.6616	01/07/2007	30/06/2013	Final
Verizon (formerly MCI)		1.2452	0.6326	0.5170	0.6210	0.3440	0.3010	01/07/2007	30/04/2009	Final
Verizon (formerly MCI)		0.9040	0.5120	0.3980	2.3210	0.9440	0.7010	01/05/2009	30/06/2013	Final
Colt		0.5989	0.3304	0.2897	1.3651	0.7554	0.6616	01/07/2007	31/05/2010	Final
Colt		0.754	0.412	0.358	1.481	0.784	0.701	01/06/2010	30/06/2013	Final
Access Telecom Imagine		0.6990	0.4300	0.3900	1.4650	0.8550	0.7620	01/07/2007	30/06/2013	Final
Talk Telecom		0.5100	0.2830	0.2510	1.4390	0.8000	0.7100	01/07/2007	30/06/2013	Final
Swiftcall		0.5100	0.2830	0.2510	1.4390	0.8000	0.7100	01/07/2007	30/06/2013	Final
Smart		0.8470	0.4680	0.4100	0.6210	0.3440	0.3010	01/07/2007	30/06/2013	Final
Magnet		0.5100	0.2830	0.2510	1.4390	0.8000	0.7100	01/07/2007	30/06/2013	Final
Finarea		0.5100	0.2830	0.2510	1.4390	0.8000	0.7100	01/07/2007	30/06/2013	Final
Opera Telecom In2tel		0.5100	0.2830	0.2510	1.4390	0.8000	0.7100	01/07/2007	30/06/2013	Final
Blueface		0.7830	0.4350	0.3880	0.6210	0.3440	0.3010	01/08/2007	30/06/2013	Final
Digiweb		0.554	0.274	0.236	1.501	0.924	0.821	01/01/2009	31/10/2009	Final
Digiweb		0.52	0.26	0.222	1.471	0.894	0.801	01/11/2009	30/06/2013	Final
3PlayPlus		0.783	0.435	0.388	0.621	0.344	0.301	01/03/2010	30/06/2013	Final
Rivertower		0.783	0.435	0.388	0.621	0.344	0.301	01/03/2011	30/06/2013	Final
Orange Business Services		1.2452	0.6326	0.5170	0.621	0.344	0.301	01/05/11	30/06/2013	Final
Blue Chip Telecom		0.783	0.435	0.388	0.621	0.344	0.301	01/05/11	30/06/2013	Final
Airspeed		0.6992	0.3859	0.3380	0.621	0.344	0.301	01/06/11	30/06/2013	Final
Voxbone		0.783	0.435	0.388	0.621	0.344	0.301	01/08/11	30/06/2013	Final
Magrathea		1.244	0.632	0.508	0.621	0.344	0.301	01/09/12	30/06/2013	Final
Goldfish		0.783	0.435	0.388	0.621	0.344	0.301	01/01/13	30/06/2013	Final

**Note:**

Table 104 list the charges to the originating operator for transit traffic destined for the services listed in that table.

Rates are quoted in Euro cent

01/03/2019

Version - 15.05.00 - Final



**Table 104**  
**Geographical Origination Rates To 30/06/2014**

Operator	Charging Level	Cent Per Minute			Cent Per Call			Effective from	Effective to	Status
		Peak	Off Peak	Weekend	Peak	Off Peak	Weekend			
Budget		1.245185	0.632593	0.517014	0.621000	0.344000	0.301000	01/07/2013	30/06/2014	Final
C&W		1.245185	0.632593	0.517014	0.621000	0.344000	0.301000	01/07/2013	30/06/2014	Final
Esat BT		0.302000	0.210000	0.196000	0.621000	0.344000	0.301000	01/07/2013	30/06/2014	Final
NFL UPC		0.302000	0.210000	0.196000	0.621000	0.344000	0.301000	01/07/2013	30/06/2014	Final
Ocean		1.816567	0.924632	0.770961	0.621000	0.344000	0.301000	01/07/2013	30/06/2014	Final
Energis		0.598889	0.330395	0.289730	1.365067	0.755395	0.661606	01/07/2013	30/06/2014	Final
Verizon (formerly MCI)		0.274000	0.182000	0.168000	0.696000	0.419000	0.376000	01/07/2013	30/06/2014	Final
Colt		0.302000	0.210000	0.196000	0.621000	0.344000	0.301000	01/07/2013	30/06/2014	Final
Access Telecom- Imagine		0.699000	0.430000	0.390000	1.465000	0.855000	0.762000	01/07/2013	30/06/2014	Final
Talk Telecom		0.510000	0.283000	0.251000	1.439000	0.800000	0.710000	01/07/2013	30/06/2014	Final
Swiftcall		0.510000	0.283000	0.251000	1.439000	0.800000	0.710000	01/07/2013	30/06/2014	Final
Smart		0.302000	0.210000	0.196000	0.621000	0.344000	0.301000	01/07/2013	30/06/2014	Final
Magnet		0.302000	0.210000	0.196000	0.621000	0.344000	0.301000	01/07/2013	30/06/2014	Final
Finarea		0.510000	0.283000	0.251000	1.439000	0.800000	0.710000	01/07/2013	30/06/2014	Final
Opera Telecom In2tel		0.510000	0.283000	0.251000	1.439000	0.800000	0.710000	01/07/2013	30/06/2014	Final
Blueface		0.783000	0.435000	0.388000	0.621000	0.344000	0.301000	01/07/2013	30/06/2014	Final
Digiweb		0.520000	0.260000	0.222000	1.471000	0.894000	0.801000	01/07/2013	30/06/2014	Final
3PlayPlus		0.783000	0.435000	0.388000	0.621000	0.344000	0.301000	01/07/2013	30/06/2014	Final
Rivertower		0.783000	0.435000	0.388000	0.621000	0.344000	0.301000	01/07/2013	30/06/2014	Final
Orange Business Services		1.245185	0.632593	0.517014	0.621000	0.344000	0.301000	01/07/2013	30/06/2014	Final
Blue Chip Telecom		0.783000	0.435000	0.388000	0.621000	0.344000	0.301000	01/07/2013	30/06/2014	Final
Airspeed		0.699200	0.385900	0.338000	0.621000	0.344000	0.301000	01/07/2013	30/06/2014	Final
Voxbone		0.783000	0.435000	0.388000	0.621000	0.344000	0.301000	01/07/2013	30/06/2014	Final
Magrathea		1.244000	0.632000	0.508000	0.621000	0.344000	0.301000	01/07/2013	30/06/2014	Final
Goldfish		0.783000	0.435000	0.388000	0.621000	0.344000	0.301000	01/07/2013	30/06/2014	Final
Telcom		0.520000	0.260000	0.222000	1.471000	0.894000	0.801000	01/04/2014	30/06/2014	Final

**Note:**

Table 104 list the charges to the originating operator for transit traffic destined for the Terminating Operator listed in that table. (Charge = Operators Termination Rate in Table 103 + Transit fee in Table 002)  
Rates are quoted in Euro cent

open eir is notifying of the price changes applicable from 01/07/2013 as advised by each operator pursuant to Decision Notices D11/12 and D12/12. We are aware that this Decision Notice is the subject of an appeal which may, if successful, result in retrospective price adjustments by the terminating operators. Please be advised that in such event, open eir will be issuing supplemental invoices to reflect the modification to any charges applied by the terminating operators.



Table 104										
Geographical Origination Rates from 01/03/2019										
Operator	Charging Level	Cent Per Minute			Cent Per Call			Effective from	Effective to	Status
		Peak	Off Peak	Weekend	Peak	Off Peak	Weekend			
Budget		1.3064	0.6662	0.5464	0.8073	0.4472	0.3913	01/03/2019		Final
C&W		1.3064	0.6662	0.5464	0.8073	0.4472	0.3913	01/03/2019		Final
BT		0.3372	0.2176	0.1994	0.8073	0.4472	0.3913	01/03/2019		Final
Virginmedia		0.3372	0.2176	0.1994	0.8073	0.4472	0.3913	01/03/2019		Final
Energis		0.6601	0.3640	0.3191	1.5514	0.8586	0.7519	01/03/2019		Final
Verizon		0.3372	0.2176	0.1994	0.8073	0.4472	0.3913	01/03/2019		Final
Colt		0.3372	0.2176	0.1994	0.8073	0.4472	0.3913	01/03/2019		Final
Imagine		0.7602	0.4636	0.4194	1.6513	0.9582	0.8523	01/03/2019		Final
Talk Telecom		0.5712	0.3166	0.2804	1.6253	0.9032	0.8003	01/03/2019		Final
Swiftcall		0.5712	0.3166	0.2804	1.6253	0.9032	0.8003	01/03/2019		Final
Viatel (Smart)		0.3372	0.2176	0.1994	0.8073	0.4472	0.3913	01/03/2019		Final
Magnet		0.3372	0.2176	0.1994	0.8073	0.4472	0.3913	01/03/2019		Final
Finarea		0.5712	0.3166	0.2804	1.6253	0.9032	0.8003	01/03/2019		Final
In2tel		0.5712	0.3166	0.2804	1.6253	0.9032	0.8003	01/03/2019		Final
Blueface		0.8442	0.4686	0.4174	0.8073	0.4472	0.3913	01/03/2019		Final
Digiweb		0.5812	0.2936	0.2514	1.6573	0.9972	0.8913	01/03/2019		Final
3PlayPlus		0.8442	0.4686	0.4174	0.8073	0.4472	0.3913	01/03/2019		Final
Rivertower		0.8442	0.4686	0.4174	0.8073	0.4472	0.3913	01/03/2019		Final
Orange Business Services		1.3064	0.6662	0.5464	0.8073	0.4472	0.3913	01/03/2019		Final
Blue Chip Telecom		0.8442	0.4686	0.4174	0.8073	0.4472	0.3913	01/03/2019		Final
Airspeed		0.3372	0.2176	0.1994	0.8073	0.4472	0.3913	01/03/2019		Final
Voxbone		0.8442	0.4686	0.4174	0.8073	0.4472	0.3913	01/03/2019		Final
Magrathea		1.3052	0.6656	0.5374	0.8073	0.4472	0.3913	01/03/2019		Final
Goldfish		0.8442	0.4686	0.4174	0.8073	0.4472	0.3913	01/03/2019		Final
Telcom		1.3064	0.6662	0.5464	0.8073	0.4472	0.3913	01/03/2019		Final
Dialoga Servicios SA		1.3064	0.6662	0.5464	0.8073	0.4472	0.3913	01/03/2019		Final
Intellicom		0.3372	0.2176	0.1994	0.8073	0.4472	0.3913	01/03/2019		Final
Vodafone		1.3064	0.6662	0.5464	0.8073	0.4472	0.3913	01/03/2019		Final
IP Telecom		1.0482	0.5806	0.5154	0.8073	0.4472	0.3913	01/03/2019		Final
Phone Pulse		0.9652	0.8456	0.8274	0.8073	0.4472	0.3913	01/03/2019		Final
Nuacom		1.3052	0.6656	0.5374	0.8073	0.4472	0.3913	01/03/2019		Final

**Note:**

Table 104 list the charges to the originating operator for transit traffic destined for the Terminating Operator listed in that table.  
 (Charge = Operators Termination Rate in Table 103 + Transit fee in Table 002) Rates are quoted in Euro cent





Table 105 Directory Enquiries Termination Rates (to 30/11/2012)											
Operator	Cent Per Minute			Cent Per Call			Call(incl 1st min) Charge	Subsequent minute Charge	Effective from	Effective to	Status
	Peak	Off Peak	Weekend	Peak	Off Peak	Weekend					
Conduit National 11850	14.41	14.41	14.41	49.61	49.61	49.61			01/11/04	31/10/05	Final
Conduit National 11850	14.41	14.41	14.41	55.16	55.16	55.16			01/11/05	31/10/06	Final
Conduit National 11850	15.17	15.17	15.17	58.49	58.49	58.49			01/11/06	31/05/07	Final
Conduit National 11850	19.16	19.16	19.16	68.62	68.62	68.62			01/06/07	31/03/08	Final
Conduit National 11850	19.16	19.16	19.16	76.55	76.55	76.55			01/04/08	31/03/09	Final
Conduit National 11850	30.93	30.93	30.93	76.24	76.24	76.24			01/04/09	31/03/10	Final
Conduit National 11850	54.07	54.07	54.07	76.56	76.56	76.56			01/04/10	31/03/11	Final
Conduit National 11850	54.32	54.32	54.32	108.58	108.58	108.58			01/04/11	31/03/12	Final
Conduit National 11850							191.43	76.85	01/04/12	30/11/12	Final
Conduit International	46.94	46.94	46.94	93.24	93.24	93.24			01/11/04	28/02/07	Final
Conduit International	46.94	46.94	46.94	122.02	122.02	122.02			01/03/07	30/04/09	Final
Conduit International	47.52	47.52	47.52	135.49	135.49	135.49			01/05/09	30/09/12	Final
Conduit International 11860							230.52	76.88	01/10/12	30/11/12	Final
Conduit National 11888	19.40	19.40	19.40						01/06/05	30/09/12	Final
Conduit National 11888							44.76	38.63	01/10/12	30/11/12	Final
Esat Telecom National							37.139800	37.139800	01/10/01	30/11/12	Final
O <sub>2</sub> National	48.12307	48.12307	48.12307						01/10/00	30/11/12	Final
O <sub>2</sub> International	100.690230	100.690230	100.690230						01/10/00	30/11/12	Final
Vodafone National	57.138214	57.138214	57.138214						01/10/00	30/11/12	Final
Numbers Direct National 11890							49.59	27.17	01/10/05	31/03/06	Final
Numbers Direct National 11890							52.63	13.61	01/04/06	31/05/08	Final
Numbers Direct National 11890							68.50	16.79	01/06/08	31/03/09	Final
Numbers Direct National 11890							85.59	16.71	01/04/09	31/07/10	Final
Numbers Direct National 11890							113.12	31.26	01/08/10	31/07/11	Final
Numbers Direct National 11890							152.46	47.18	01/08/11	30/11/12	Final
Numbers Direct International 11891							174.36	47.52	01/02/11	30/11/12	Final
Number Logic 11824							77.91	16.61	01/09/09	31/10/10	Final
Number Logic 11824	52.32	52.32	52.32	75.01	75.01	75.01			01/11/10	30/09/12	Final
Number Logic 11824							189.93	95.61	01/10/12	30/11/12	Final
Number Logic 11858							77.91	16.61	01/09/09	03/05/10	Final
Number Logic 11827							77.91	16.61	04/05/10	30/11/12	Final
Number Logic 11822							107.36	28.38	01/04/11	30/09/12	Final
Number Logic 11822							115.05	47.61	01/10/12	30/11/12	Final

**Note:**  
Table 105 list the payment to the terminating Operator for the services listed in that table.  
Rates are quoted in cent



Table 105											
Directory Enquiries Termination Rates (from 01/12/2012)											
Operator	Cent Per Minute			Cent Per Call			Call(incl 1st min) Charge	Subsequent minute Charge	Effective from	Effective to	Status
	Peak	Off Peak	Weekend	Peak	Off Peak	Weekend					
Conduit National 11850							230.52	115.90	01/12/12	31/10/13	Final
Conduit National 11850							339.78	170.53	01/11/13	31/08/14	Final
Conduit National 11850							433.44	217.36	01/09/14		Final
Conduit International 11860							230.52	76.88	01/12/12	31/10/13	Final
Conduit International 11860							386.612096	193.948472	01/11/13	31/08/14	Final
Conduit International 11860							464.66	232.97	01/09/14		Final
Conduit National 11888							44.76	38.63	01/12/12		Final
Esat Telecom National							37.139800	37.139800	01/12/12		Final
O <sub>2</sub> National	48.12307	48.12307	48.12307						01/12/12		Final
O <sub>2</sub> International	100.690230	100.690230	100.690230						01/12/12		Final
Vodafone National	57.138214	57.138214	57.138214						01/12/12		Final
Numbers Direct National 11890							152.46	47.18	01/12/12	31/12/12	Final
Numbers Direct National 11890							189.14	44.90	01/01/13	31/12/13	Final
Numbers Direct National 11890							189.14	76.87	01/01/14	31/07/14	Final
Numbers Direct National 11890							263.2939	76.87	01/08/14	29/02/16	Final
Numbers Direct National 11890							309.3419	76.87	01/03/16	10/07/17	Final
Numbers Direct National 11890							371.7801	73.7600	11/07/17		Final
Numbers Direct International 11891							174.36	47.52	01/12/12		Final
CFL DQ services							436.65	219.45	10/06/15		Final
Number Logic 11824							189.93	95.61	01/12/12	31/01/14	Final
Number Logic 11824							231.21	116.73	01/02/14		Final
Number Logic 11824							231.21	116.73	01/02/14	30/11/14	Final
Number Logic 11824							341.61	171.45	01/12/14		Final
Number Logic 11827							77.91	16.61	01/12/12	31/01/14	Final
Number Logic 11827							115.05	47.61	01/02/14		Final
Number Logic 11822							115.05	47.61	01/12/12		Final
Viatel DQ 11810							464.66	232.97	01/09/18		Final

**Note:**

Table 105 list the payment to the terminating Operator for the services listed in that table. Rates are quoted in cent



Table 106 Directory Enquires Origination Rates (to 30/11/2012)											
Operator	Cent Per Minute			Cent Per Call			Call (incl 1st min) Charge	Subsequent minute Charge	Effective from	Effective to	Status
	Peak	Off Peak	Weekend	Peak	Off Peak	Weekend					
Conduit National 11850	14.622	14.528	14.516	50.273	49.980	49.941			01/11/04	31/10/05	Final
Conduit National 11850	14.622	14.528	14.516	55.823	55.530	55.491			01/11/05	30/06/06	Final
Conduit National 11850	14.638	14.533	14.520	55.823	55.521	55.481			01/07/06	31/10/06	Final
Conduit National 11850	15.398	15.293	15.280	59.153	58.851	58.811			01/11/06	31/05/07	Final
Conduit National 11850	19.388	19.283	19.270	69.283	68.981	68.941			01/06/07	30/06/07	Final
Conduit National 11850	19.3640	19.2720	19.2580	69.2410	68.9640	68.9210			01/07/07	31/03/08	Final
Conduit National 11850	19.3640	19.2720	19.2580	77.1710	76.8940	76.8510			01/04/08	31/03/09	Final
Conduit National 11850	31.1340	31.0420	31.0280	76.8610	76.5840	76.5410			01/04/09	31/03/10	Final
Conduit National 11850	54.2740	54.1820	54.1680	77.1810	76.9040	76.8610			01/04/10	31/03/11	Final
Conduit National 11850	54.5240	54.4320	54.4180	109.2010	108.9240	108.8810			01/04/11	31/03/12	Final
Conduit National 11850	0.2040	0.1120	0.0980	0.6210	0.3440	0.3010	191.43	76.85	01/04/12	30/11/12	Final
Conduit International	47.152	47.058	47.046	93.903	93.610	93.571			01/11/04	30/06/06	Final
Conduit International	47.168	47.063	47.050	93.903	93.601	93.561			01/07/06	28/02/07	Final
Conduit International	47.168	47.063	47.050	122.683	122.381	122.341			01/03/07	30/06/07	Final
Conduit International	47.1440	47.0520	47.0380	122.6410	122.3640	122.3210			01/07/07	30/04/09	Final
Conduit International	47.7240	47.6320	47.6180	136.1110	135.8340	135.7910			01/05/09	30/09/12	Final
Conduit International 11860	0.2040	0.1120	0.0980	0.6210	0.3440	0.3010	230.52	76.88	01/10/12	30/11/12	Final
Conduit National 11888	19.612	19.518	19.506	0.663	0.370	0.331			01/06/05	30/06/06	Final
Conduit National 11888	19.628	19.523	19.510	0.663	0.361	0.321			01/07/06	30/06/07	Final
Conduit National 11888	19.6040	19.5120	19.4980	0.6210	0.3440	0.3010			01/07/07	30/09/12	Final
Conduit National 11888	0.2040	0.1120	0.0980	0.6210	0.3440	0.3010	44.76	38.63	01/10/12	30/11/12	Final
Esat Telecom National	0.212	0.118	0.106	0.663	0.370	0.331	37.1398	37.140	01/04/04	30/06/06	Final
Esat Telecom National	0.228	0.123	0.110	0.663	0.361	0.321	37.1398	37.140	01/07/06	30/06/07	Final
Esat Telecom National	0.2040	0.1120	0.0980	0.6210	0.3440	0.3010	37.139800	37.139800	01/07/07	30/11/12	Final
O <sub>2</sub> National	48.335073	48.241073	48.229073	0.663	0.370	0.331			01/04/04	30/06/06	Final
O <sub>2</sub> National	48.3511	48.2461	48.2331	0.6630	0.3610	0.3210			01/07/06	30/06/07	Final
O <sub>2</sub> National	48.3271	48.2351	48.2211	0.6210	0.3440	0.3010			01/07/07	30/11/12	Final
O <sub>2</sub> International	100.90223	100.80823	100.79623	0.663	0.370	0.331			01/04/04	30/06/06	Final
O <sub>2</sub> International	100.9182	100.8132	100.8002	0.6630	0.3610	0.3210			01/07/06	30/06/07	Final
O <sub>2</sub> International	100.8942	100.8022	100.7882	0.6210	0.3440	0.3010			01/07/07	30/11/12	Final
Vodafone National	57.424214	57.298214	57.293214	0.526	0.293	0.285			01/04/03	31/03/04	Final
Vodafone National	57.350214	57.256214	57.244214	0.663	0.370	0.331			01/04/04	30/06/06	Final
Vodafone National	57.3662	57.2612	57.2482	0.6630	0.3610	0.3210			01/07/06	30/06/07	Final
Vodafone National	57.3422	57.2502	57.2362	0.6210	0.3440	0.3010			01/07/07	30/11/12	Final
Numbers Direct National 11890	0.212	0.118	0.106	0.663	0.370	0.331	49.59	27.17	01/10/05	31/03/06	Final
Numbers Direct National 11890	0.212	0.118	0.106	0.663	0.370	0.331	52.63	13.61	01/04/06	30/06/06	Final
Numbers Direct National 11890	0.228	0.123	0.110	0.663	0.361	0.321	52.63	13.61	01/07/06	30/06/07	Final
Numbers Direct National 11890	0.2040	0.1120	0.0980	0.6210	0.3440	0.3010	52.63	13.61	01/07/07	31/05/08	Final
Numbers Direct National 11890	0.2040	0.1120	0.0980	0.6210	0.3440	0.3010	68.50	16.79	01/06/08	31/03/09	Final
Numbers Direct National 11890	0.2040	0.1120	0.0980	0.6210	0.3440	0.3010	85.59	16.71	01/04/09	31/07/10	Final
Numbers Direct National 11890	0.2040	0.1120	0.0980	0.6210	0.3440	0.3010	113.12	31.26	01/08/10	31/07/11	Final
Numbers Direct National 11890	0.2040	0.1120	0.0980	0.6210	0.3440	0.3010	152.46	47.18	01/08/11	30/11/12	Final
Numbers Direct International 11891	0.2040	0.1120	0.0980	0.6210	0.3440	0.3010	174.36	47.52	01/02/11	30/11/12	Final
Number Logic 11824	0.2040	0.1120	0.0980	0.6210	0.3440	0.3010	77.91	16.61	01/09/09	31/10/10	Final
Number Logic 11824	52.524	52.432	52.418	75.631	75.354	75.311			01/11/10	30/09/12	Final
Number Logic 11824	0.2040	0.1120	0.0980	0.6210	0.3440	0.3010	189.93	95.61	01/10/12	30/11/12	Final
Number Logic 11858	0.2040	0.1120	0.0980	0.6210	0.3440	0.3010	77.91	16.61	01/09/09	03/05/10	Final
Number Logic 11827	0.2040	0.1120	0.0980	0.6210	0.3440	0.3010	77.91	16.61	04/05/10	30/11/12	Final
Number Logic 11822	0.2040	0.1120	0.0980	0.6210	0.3440	0.3010	107.36	28.38	01/04/11	30/09/12	Final
Number Logic 11822	0.2040	0.1120	0.0980	0.6210	0.3440	0.3010	115.05	47.61	01/10/12	30/11/12	Final

**Note:**

Table 106 list the charges to the originating operator for transit traffic destined for the services listed in that table. Rates are quoted in Euro cent



Directory Enquires Origination Rates (from 01/12/2012)											
Operator	Cent Per Minute			Cent Per Call			Call (incl 1st min) Charge	Subsequent minute Charge	Effective from	Effective to	Status
	Peak	Off Peak	Weekend	Peak	Off Peak	Weekend					
Conduit National 11850	0.2040	0.1120	0.0980	0.6210	0.3440	0.3010	230.52	115.90	01/12/12	31/10/13	Final
Conduit National 11850	0.2040	0.1120	0.0980	0.6210	0.3440	0.3010	339.78	170.53	01/11/13	31/08/14	Final
Conduit National 11850	0.2040	0.1120	0.0980	0.6210	0.3440	0.3010	433.44	217.36	01/09/14	28/02/19	Final
Conduit National 11850	0.2652	0.1456	0.1274	0.8073	0.4472	0.3913	433.44	217.36	01/03/19		Final
Conduit International 11860	0.2040	0.1120	0.0980	0.6210	0.3440	0.3010	230.52	76.88	01/12/12	31/10/13	Final
Conduit International 11860	0.2040	0.1120	0.0980	0.6210	0.3440	0.3010	386.612096	193.948472	01/11/13	31/08/14	Final
Conduit International 11860	0.2040	0.1120	0.0980	0.6210	0.3440	0.3010	464.66	232.97	01/09/14	28/02/19	Final
Conduit National 11888	0.2040	0.1120	0.0980	0.6210	0.3440	0.3010	44.76	38.63	01/12/12	28/02/19	Final
Esat Telecom National	0.2040	0.1120	0.0980	0.6210	0.3440	0.3010	37.139800	37.139800	01/12/12	28/02/19	Final
O <sub>2</sub> National	48.3271	48.2351	48.2211	0.6210	0.3440	0.3010			01/12/12	28/02/19	Final
O <sub>2</sub> International	100.8942	100.8022	100.7882	0.6210	0.3440	0.3010			01/12/12	28/02/19	Final
Vodafone National	57.3422	57.2502	57.2362	0.6210	0.3440	0.3010			01/12/12	28/02/19	Final
Conduit International 11860	0.2040	0.1120	0.0980	0.6210	0.3440	0.3010	464.66	232.97	01/09/14	28/02/19	Final
Conduit National 11888	0.2652	0.1456	0.1274	0.8073	0.4472	0.3913	44.76	38.63	01/03/19		Final
Esat Telecom National	0.2652	0.1456	0.1274	0.8073	0.4472	0.3913	37.139800	37.139800	01/03/19		Final
O <sub>2</sub> National	48.3883	48.2687	48.2505	0.8073	0.4472	0.3913			01/03/19		Final
O <sub>2</sub> International	100.9554	100.8358	100.8176	0.8073	0.4472	0.3913			01/03/19		Final
Vodafone National	57.4034	57.2838	57.2656	0.8073	0.4472	0.3913			01/03/19		Final
Numbers Direct National 11890	0.2040	0.1120	0.0980	0.6210	0.3440	0.3010	152.46	47.18	01/12/12	31/12/12	Final
Numbers Direct National 11890	0.2040	0.1120	0.0980	0.6210	0.3440	0.3010	189.14	44.90	01/01/13	31/12/13	Final
Numbers Direct National 11890	0.2040	0.1120	0.0980	0.6210	0.3440	0.3010	189.14	76.87	01/01/14	31/07/14	Final
Numbers Direct National 11890	0.2040	0.1120	0.0980	0.6210	0.3440	0.3010	263.2939	76.87	01/08/14	29/02/16	Final
Numbers Direct National 11890	0.2040	0.1120	0.0980	0.6210	0.3440	0.3010	309.3419	76.87	01/03/16	10/07/17	Final
Numbers Direct National 11890	0.2040	0.1120	0.0980	0.6210	0.3440	0.3010	371.7801	73.7600	11/07/17	28/02/19	Final
Numbers Direct International 11890	0.2040	0.1120	0.0980	0.6210	0.3440	0.3010	174.36	47.52	01/12/12	28/02/19	Final
CFL DQ services	0.2040	0.1120	0.0980	0.6210	0.3440	0.3010	436.65	219.45	10/06/15	28/02/19	Final
Numbers Direct National 11890	0.2652	0.1456	0.1274	0.8073	0.4472	0.3913	371.7801	73.7600	01/03/19		Final
Numbers Direct International 11890	0.2652	0.1456	0.1274	0.8073	0.4472	0.3913	174.36	47.52	01/03/19		Final
CFL DQ services	0.2652	0.1456	0.1274	0.8073	0.4472	0.3913	436.65	219.45	01/03/19		Final
Number Logic 11824	0.2040	0.1120	0.0980	0.6210	0.3440	0.3010	189.93	95.61	01/12/12	31/01/14	Final
Number Logic 11824	0.2040	0.1120	0.0980	0.6210	0.3440	0.3010	231.21	116.73	01/02/14	30/11/14	Final
Number Logic 11824	0.2040	0.1120	0.0980	0.6210	0.3440	0.3010	341.61	171.45	01/12/14	28/02/19	Final
Number Logic 11824	0.2652	0.1456	0.1274	0.8073	0.4472	0.3913	341.61	171.45	01/03/19		Final
Number Logic 11827	0.2040	0.1120	0.0980	0.6210	0.3440	0.3010	77.91	16.61	01/12/12	31/01/14	Final
Number Logic 11827	0.2040	0.1120	0.0980	0.6210	0.3440	0.3010	115.05	47.61	01/02/14	28/02/19	Final
Number Logic 11822	0.2040	0.1120	0.0980	0.6210	0.3440	0.3010	115.05	47.61	01/12/12	28/02/19	Final
Viatel DQ 11810	0.2040	0.1120	0.0980	0.6210	0.3440	0.3010	464.66	232.97	01/09/18	28/02/19	Final
Number Logic 11827	0.2652	0.1456	0.1274	0.8073	0.4472	0.3913	115.05	47.61	01/03/19		Final
Number Logic 11822	0.2652	0.1456	0.1274	0.8073	0.4472	0.3913	115.05	47.61	01/03/19		Final
Viatel DQ 11810	0.2652	0.1456	0.1274	0.8073	0.4472	0.3913	464.66	232.97	01/03/19		Final

**Note:**  
Table 106 list the charges to the originating operator for transit traffic destined for the services listed in that table.  
Rates are quoted in Euro cent

Table 107 Operator Specific Price List for Customer Care									
Operator	Cent Per Minute			Cent Per Call			Effective from	Effective to	Status
	Peak	Off Peak	Weekend	Peak	Off Peak	Weekend			
Vodafone	-	-	-	-	-	-	01/07/2000		Final
O2	-	-	-	-	-	-	01/07/2000		Final
Meteor	-	-	-	-	-	-	01/07/2000		Final
Esat	-	-	-	-	-	-	01/02/2004		Final
Vartec	-	-	-	-	-	-	01/06/2006		Final
Swiftcall	-	-	-	-	-	-	01/10/2006		Final
NTL	-	-	-	-	-	-	01/07/2007		Final
Perlico	-	-	-	-	-	-	01/11/2008		Final
Hutchison	-	-	-	-	-	-	01/03/2009		Final
Digiweb	-	-	-	-	-	-	01/03/2011		Final

**Note:**

Table 107 list the payment to the terminating Operator for the services listed in that table.

Rates are quoted in Euro cent





Table 108									
Operator Specific Price List for Customer Care									
Operator	Cent Per Minute			Cent Per Call			Effective from	Effective to	Status
	Peak	Off Peak	Weekend	Peak	Off Peak	Weekend			
Vodafone	0.212	0.118	0.106	0.663	0.370	0.331	01/04/2004	30/06/2006	Final
Vodafone	0.228	0.123	0.110	0.663	0.361	0.321	01/07/2006	30/06/2007	Final
Vodafone	0.204	0.112	0.098	0.621	0.344	0.301	01/07/2006	28/02/2019	Final
Vodafone	0.265	0.146	0.127	0.807	0.447	0.391	01/03/2019		Final
O2	0.212	0.118	0.106	0.663	0.370	0.331	01/04/2004	30/06/2006	Final
O2	0.228	0.123	0.110	0.663	0.361	0.321	01/07/2006	30/06/2007	Final
O2	0.204	0.112	0.098	0.621	0.344	0.301	01/07/2006	28/02/2019	Final
O3	0.265	0.146	0.127	0.807	0.447	0.391	01/03/2019		Final
Meteor	0.212	0.118	0.106	0.663	0.370	0.331	01/04/2004	30/06/2006	Final
Meteor	0.228	0.123	0.110	0.663	0.361	0.321	01/07/2006	30/06/2007	Final
Meteor	0.204	0.112	0.098	0.621	0.344	0.301	01/07/2006	28/02/2019	Final
Meteor	0.265	0.146	0.127	0.807	0.447	0.391	01/03/2019		Final
Esat	0.212	0.118	0.106	0.663	0.370	0.331	01/04/2004	30/06/2006	Final
Esat	0.228	0.123	0.110	0.663	0.361	0.321	01/07/2006	30/06/2007	Final
Esat	0.204	0.112	0.098	0.621	0.344	0.301	01/07/2006	28/02/2019	Final
Esat	0.265	0.146	0.127	0.807	0.447	0.391	01/03/2019		Final
Vartec	0.212	0.118	0.106	0.663	0.370	0.331	01/06/2006	30/06/2006	Final
Vartec	0.228	0.123	0.110	0.663	0.361	0.321	01/07/2006	30/06/2007	Final
Vartec	0.204	0.112	0.098	0.621	0.344	0.301	01/07/2006	28/02/2019	Final
Vartec	0.265	0.146	0.127	0.807	0.447	0.391	01/03/2019		Final
Swiftcall	0.228	0.123	0.110	0.663	0.361	0.321	01/10/2006	30/06/2007	Final
Swiftcall	0.204	0.112	0.098	0.621	0.344	0.301	01/07/2006	28/02/2019	Final
Swiftcall	0.265	0.146	0.127	0.807	0.447	0.391	01/03/2019		Final
NTL	0.204	0.112	0.098	0.621	0.344	0.301	01/07/2006	28/02/2019	Final
NTL	0.265	0.146	0.127	0.807	0.447	0.391	01/03/2019		Final
Perlico	0.204	0.112	0.098	0.621	0.344	0.301	01/11/2008	28/02/2019	Final
Perlico	0.265	0.146	0.127	0.807	0.447	0.391	01/03/2019		Final
Hutchison	0.204	0.112	0.098	0.621	0.344	0.301	01/03/2009	28/02/2019	Final
Hutchison	0.265	0.146	0.127	0.807	0.447	0.391	01/03/2019		Final
Digiweb	0.204	0.112	0.098	0.621	0.344	0.301	01/03/2011	28/02/2019	Final
Digiweb	0.265	0.146	0.127	0.807	0.447	0.391	01/03/2019		Final

**Note:**

Table 108 list the charges to the originating operator for transit traffic destined for the services listed in that table.

Rates are quoted in Euro cent



Table 201										
Price List for Premium Rate Services (to 31/08/2007)										
Operator	Service Type	Cent Per Minute			Cent Per Call			Effective from	Effective to	Status
		Peak	Off Peak	Weekend	Peak	Off Peak	Weekend			
All Operators	1520	11.14	11.56	11.57				01/04/2005	30/11/2006	Final
All Operators	1530	25.57	26.00	26.00				01/04/2005	30/11/2006	Final
All Operators	1540	47.08	47.54	47.56				01/04/2005	30/11/2006	Final
All Operators	1550	74.97	75.64	75.67				01/04/2005	30/11/2006	Final
All Operators	1560	99.14	99.81	99.76				01/04/2005	30/11/2006	Final
All Operators	1570	139.50	140.05	140.06				01/04/2005	30/11/2006	Final
All Operators	1580	191.91	192.38	192.37				01/04/2005	30/11/2006	Final
All Operators	1590	232.09	232.54	232.54				01/04/2005	30/11/2006	Final
All Operators	1598	159.65	160.11	160.13				01/04/2005	30/11/2006	Final
All Operators	1599	240.05	240.51	240.53				01/04/2005	30/11/2006	Final
All Operators	1512				18.27	18.92	18.95	01/04/2005	30/11/2006	Final
All Operators	1513				45.85	46.75	46.78	01/04/2005	30/11/2006	Final
All Operators	1514				58.30	59.03	59.05	01/04/2005	30/11/2006	Final
All Operators	1515				78.58	79.23	79.25	01/04/2005	30/11/2006	Final
All Operators	1516				118.74	119.41	119.43	01/04/2005	30/11/2006	Final
All Operators	1517				158.88	159.57	159.60	01/04/2005	30/11/2006	Final
All Operators	1518				238.90	239.77	239.80	01/04/2005	30/11/2006	Final
All Operators	1520	11.42	11.82	11.86				01/12/2006	31/08/2007	Final
All Operators	1530	26.07	26.52	26.53				01/12/2006	31/08/2007	Final
All Operators	1540	48.27	49.54	48.78				01/12/2006	31/08/2007	Final
All Operators	1550	76.47	77.03	77.02				01/12/2006	31/08/2007	Final
All Operators	1560	100.88	101.53	101.52				01/12/2006	31/08/2007	Final
All Operators	1570	141.88	142.42	142.49				01/12/2006	31/08/2007	Final
All Operators	1580	195.20	195.64	195.69				01/12/2006	31/08/2007	Final
All Operators	1590	236.26	236.61	236.63				01/12/2006	31/08/2007	Final
All Operators	1598	161.90	162.51	162.59				01/12/2006	31/08/2007	Final
All Operators	1599	243.62	244.22	244.30				01/12/2006	31/08/2007	Final
All Operators	1512				18.78	19.39	19.47	01/12/2006	31/08/2007	Final
All Operators	1513				47.11	47.84	47.94	01/12/2006	31/08/2007	Final
All Operators	1514				59.83	60.35	60.42	01/12/2006	31/08/2007	Final
All Operators	1515				80.02	80.65	80.73	01/12/2006	31/08/2007	Final
All Operators	1516				120.85	121.49	121.57	01/12/2006	31/08/2007	Final
All Operators	1517				161.66	162.32	162.41	01/12/2006	31/08/2007	Final
All Operators	1518				243.32	244.01	244.10	01/12/2006	31/08/2007	Final

**Note:**

Table 201 list the payment to the terminating Operator for the services listed in that table.

The same charges in Table 201 are levied by open air on the originating operator for the services listed in that table.

open air then levies the transit fee in Table 002 on the terminating operator for the call.

Rates are quoted in Euro cent









Table 201										
Price List for Premium Rate Services (from 01/12/2008)										
Operator	Service Type	Cent Per Minute			Cent Per Call			Effective from	Effective to	Status
		Peak	Off Peak	Weekend	Peak	Off Peak	Weekend			
All Operators	1520	12.45	12.57	12.63				01/12/2008	31/07/2010	Final
All Operators	1530	27.15	27.40	27.44				01/12/2008	31/07/2010	Final
All Operators	1540	52.43	64.82	58.56				01/12/2008	31/07/2010	Final
All Operators	1550	78.35	78.52	78.68				01/12/2008	31/07/2010	Final
All Operators	1560	102.93	103.19	103.24				01/12/2008	31/07/2010	Final
All Operators	1570	143.17	143.65	143.56				01/12/2008	31/07/2010	Final
All Operators	1580	195.69	195.82	196.01				01/12/2008	31/07/2010	Final
All Operators	1590	236.65	236.80	236.93				01/12/2008	31/07/2010	Final
All Operators	1598	163.40	163.56	163.68				01/12/2008	31/07/2010	Final
All Operators	1599	244.78	244.92	245.06				01/12/2008	31/07/2010	Final
All Operators	1512				18.87	19.39	19.47	01/12/2008	31/07/2010	Final
All Operators	1513				47.52	47.96	48.03	01/12/2008	31/07/2010	Final
All Operators	1514				59.55	60.07	60.15	01/12/2008	31/07/2010	Final
All Operators	1515				79.85	80.39	80.47	01/12/2008	31/07/2010	Final
All Operators	1516				120.53	121.08	121.16	01/12/2008	31/07/2010	Final
All Operators	1517				161.24	161.78	161.86	01/12/2008	31/07/2010	Final
All Operators	1518				242.64	243.17	243.25	01/12/2008	31/07/2010	Final
All Operators	1520	12.25	12.35	12.41				01/08/2010		Final
All Operators	1530	26.70	26.92	26.96				01/08/2010		Final
All Operators	1540	51.40	62.98	57.11				01/08/2010		Final
All Operators	1550	77.00	77.15	77.29				01/08/2010		Final
All Operators	1560	101.15	101.39	101.43				01/08/2010		Final
All Operators	1570	140.73	141.17	141.08				01/08/2010		Final
All Operators	1580	192.38	192.49	192.67				01/08/2010		Final
All Operators	1590	232.63	232.76	232.89				01/08/2010		Final
All Operators	1598	160.63	160.76	160.88				01/08/2010		Final
All Operators	1599	240.63	240.75	240.88				01/08/2010		Final
All Operators	1512				18.40	18.88	18.95	01/08/2010		Final
All Operators	1513				46.55	46.96	47.02	01/08/2010		Final
All Operators	1514				58.39	58.87	58.95	01/08/2010		Final
All Operators	1515				78.36	78.85	78.93	01/08/2010		Final
All Operators	1516				118.35	118.85	118.93	01/08/2010		Final
All Operators	1517				158.37	158.86	158.94	01/08/2010		Final
All Operators	1518				238.39	238.87	238.95	01/08/2010		Final

**Note:**

Table 201 list the payment to the terminating Operator for the services listed in that table.  
 The same charges in Table 201 are levied by open air on the originating operator for the services listed in that table.  
 open air then levies the transit fee in Table 002 on the terminating operator for the call.  
 Rates are quoted in Euro cent



Table 202									
OAO Terminating Charges for Universal Access									
Operator	Cent Per Minute			Cent Per Call			Effective from	Effective to	Status
	Peak	Off Peak	Weekend	Peak	Off Peak	Weekend			
All Operators	5.78	3.88	3.77	-	-	-	01/04/2005	30/11/2006	Final
All Operators	5.91	4.09	3.95	-	-	-	01/12/2006	31/08/2007	Final
All Operators	6.46	4.45	4.21	-	-	-	01/09/2007	31/10/2008	Final
All Operators	7.39	5.35	4.88	-	-	-	01/11/2008	30/11/2009	Final
All Operators	4.62	2.63	2.06	-	-	-	01/12/2009	31/03/2010	Final
All Operators	4.62	2.58	2.04	-	-	-	01/04/2010		Final

**Note:**

Table 202 list the payment to the terminating Operator for the services listed in that table.

The same charges in Table 202 are levied by open eir on the originating operator for the services listed in that table.

open eir then levies the transit fee in Table 002 on the terminating operator for the call.

Rates are quoted in Euro cent

Table 203									
OAO Terminating Charges for Personal Numbering									
Operator	Cent Per Minute			Cent Per Call			Effective from	Effective to	Status
	Peak	Off Peak	Weekend	Peak	Off Peak	Weekend			
All Operators	7.04	6.03	6.06	-	-	-	01/04/2005	31/12/2005	Final
All Operators	5.82	4.07	0.79	-	-	-	01/01/2006	30/11/2006	Final
All Operators	6.24	4.57	0.52	-	-	-	01/12/2006	31/08/2007	Final
All Operators	6.46	4.45	4.21	-	-	-	01/09/2007	31/10/2008	Final
All Operators	7.39	5.35	4.88	-	-	-	01/11/2008	31/03/2010	Final
All Operators	7.37	5.29	4.84	-	-	-	01/04/2010	31/10/2014	Final
All Operators (except BT)	7.37	5.29	4.84	-	-	-	01/11/2014		

**Note:**

Table 203 list the payment to the terminating Operator for the services listed in that table.

The same charges in Table 203 are levied by open air on the originating operator (except BT) for the services listed in that table.

open air then levies the transit fee in Table 002 on the terminating operator for the call.

Rates are quoted in Euro cent

Table 203 (A)									
OAO Terminating Charges for Personal Numbering									
Operator	Cent Per Minute			Cent Per Call			Effective from	Effective to	Status
	Peak	Off Peak	Weekend	Peak	Off Peak	Weekend			
Originating from BT	5.44	2.96	2.59	-	-	-	01/11/2014		

**Note:**

Table 203 (A) list the payment to the terminating Operator for the services listed in that table for calls that originated on the BT network.

The same charges in Table 203 (A) are levied on the originating Operator (BT) for the services listed in that table.

open air then levies the transit fee in Table 002 on the terminating Operator for the call.

BT is providing three months' notice of this price change to allow Operators to implement these new BT prices into their billing systems in a timely way.

For your information we also note that ComReg have organised an industry meeting titled "wholesale charges for non-geographic numbers for fixed line Operators" scheduled for the 27th February 2014.

Rates are quoted in Euro cent





Table 204 1850 Charges for Fixed Operators									
Service Type	Cent Per Minute			Cent Per Call			Effective from	Effective to	Status
	Peak	Off Peak	Weekend	Peak	Off Peak	Weekend			
Fixed Operators	0	0	0	1.74	3.28	3.52	01/04/2005	30/11/2006	Final
Fixed Operators	0	0	0	2.04	3.56	3.86	01/12/2006	31/08/2007	Final
Fixed Operators	0	0	0	2.86	4.23	4.23	01/09/2007	31/03/2010	Final
Fixed Operators	0	0	0	2.88	4.11	4.11	01/04/2010	31/10/2014	Final
Fixed Operators (except BT)	0	0	0	2.88	4.11	4.11	01/11/2014		

**Note:**

Table 204 list the payment to the terminating Operator for the services listed in that table excluding calls that originated on the BT network. The same charges in Table 204 are levied by open eir on the originating operator (except BT) for the services listed in that table. open eir then levies the transit fee in Table 002 on the terminating operator for the call. Rates are quoted in Euro cent

Table 204 (A) 1850 Charges for Fixed Operators									
Service Type	Cent Per Minute			Cent Per Call			Effective from	Effective to	Status
	Peak	Off Peak	Weekend	Peak	Off Peak	Weekend			
Originating from BT	0	0	0	-0.02	0.62	0.74	01/11/2014		

**Note:**

Table 204 (A) the off- peak and weekend rates are the payment to the terminating Operator for the services listed in that table for calls that originated on the BT network. The same off- peak and weekend charges in Table 204 (A) are levied on the originating Operator (BT) for the services listed in that table. The peak rate is the payment to the Originating Operator (BT) for the services listed in that table. The same peak charge in Table 204 (A) is levied on the terminating Operator for the services listed in that table. open eir then levies the transit fee in Table 002 on the terminating Operator for the call. BT is providing three months' notice of this price change to allow Operators to implement these new BT prices into their billing systems in a timely way. For your information we also note that ComReg have organised an industry meeting titled " wholesale charges for non-geographic numbers for fixed line Operators" scheduled for the 27th February 2014. Rates are quoted in Euro cent

Table 205 1890 Charges for Fixed Operators										
Service Type	Cent Per Minute			Cent Per Call			Effective from	Effective to	Status	
	Peak	Off Peak	Weekend	Peak	Off Peak	Weekend				
Fixed Operator	3.06	0.72	0.69	0	0	0	01/04/2005	30/11/2006	Final	
Fixed Operator	3.16	0.78	0.77	0	0	0	01/12/2006	31/08/2007	Final	
Fixed Operator	3.65	0.87	0.91	0	0	0	01/09/2007	31/10/2008	Final	
Fixed Operator	4.39	1.14	1.20	0	0	0	01/11/2008	31/03/2010	Final	
Fixed Operator	4.39	1.15	1.20	0	0	0	01/04/2010	31/10/2014	Final	
Fixed Operator (except BT)	4.39	1.15	1.20	0	0	0	01/11/2014			

**Note:**

Table 205 list the payment to the terminating Operator for the services listed in that table excluding calls that originated on the BT network. The same charges in Table 205 are levied by open air on the originating operator (except BT) for the services listed in that table. open air then levies the transit fee in Table 002 on the terminating operator for the call. Rates are quoted in Euro cent

Table 205 (A) 1890 Charges for Fixed Operators										
Service Type	Cent Per Minute			Cent Per Call			Effective from	Effective to	Status	
	Peak	Off Peak	Weekend	Peak	Off Peak	Weekend				
Originating from BT	2.46	-1.18	-1.05	0	0	0	01/11/2014			

**Note:**

Table 205 (A), the peak rate is the payment to the terminating Operator for the services listed in that table for calls that originated on the BT network. The same peak charge in Table 205 (A) is levied on the originating Operator (BT) for the services listed in that table. The off -peak and weekend rates are the payment to the Originating Operator (BT) for the services listed in that table. The same off -peak and weekend charges in Table 205 (A) are levied on the terminating Operator for the services listed in that table. open air then levies the transit fee in Table 002 on the terminating Operator for the call. BT is providing three months' notice of this price change to allow Operators to implement these new BT prices into their billing systems in a timely way. For your information we also note that ComReg have organised an industry meeting titled " wholesale charges for non-geographic numbers for fixed line Operators" scheduled for the 27th February 2014. Rates are quoted in Euro cent





Table 206 1891 Internet Charges									
Operator	Cent Per Minute			Cent Per Call			Effective from	Effective to	Status
	Peak	Off Peak	Weekend	Peak	Off Peak	Weekend			
All Operators	0.83	0.57	0.50	-	-	-	01/04/2005	30/11/2006	Final
All Operators	0.91	0.58	0.55	-	-	-	01/12/2006	31/08/2007	Final
All Operators	1.19	0.62	0.66	-	-	-	01/09/2007	31/10/2008	Final
All Operators	1.37	0.78	0.81	-	-	-	01/11/2008	31/03/2010	Final
All Operators	1.40	0.79	0.82	-	-	-	01/04/2010		Final
<b>Note:</b>									
Table 206 list the payment to the terminating Operator for the services listed in that table.									
The same charges in Table 206 are levied by open eir on the originating operator for the services listed in that table.									
open eir then levies the transit fee in Table 002 on the terminating operator for the call.									
Rates are quoted in Euro cent									



Table 207 1892 Internet Charges									
Operator	Cent Per Minute			Cent Per Call			Effective from	Effective to	Status
	Peak	Off Peak	Weekend	Peak	Off Peak	Weekend			
All Operators	3.14	0.71	0.67	-	-	-	01/04/2005	30/11/2006	Final
All Operators	3.18	0.76	0.74	-	-	-	01/12/2006	31/08/2007	Final
All Operators	3.78	0.80	0.83	-	-	-	01/09/2007	31/10/2008	Final
All Operators	3.99	0.93	0.96	-	-	-	01/11/2008	31/03/2010	Final
All Operators	4.00	0.94	0.98	-	-	-	01/04/2010		Final

**Note:**

Table 207 list the payment to the terminating Operator for the services listed in that table.

The same charges in Table 207 are levied by open eir on the originating operator for the services listed in that table.

open eir then levies the transit fee in Table 002 on the terminating operator for the call.

Rates are quoted in Euro cent



Table 208 VoIP Charges									
Operator	Cent Per Minute			Cent Per Call			Effective from	Effective to	Status
	Peak	Off Peak	Weekend	Peak	Off Peak	Weekend			
All Operators	3.49	0.95	1.21	-	-	-	01/05/2005	30/11/2006	Final
All Operators	3.87	1.27	1.30	-	-	-	01/12/2006	31/08/2007	Final
All Operators	3.91	1.05	1.11	-	-	-	01/09/2007	31/10/2008	Final
All Operators	4.93	1.34	1.59	-	-	-	01/11/2008	31/03/2010	Final
All Operators	4.92	1.35	1.58	-	-	-	01/04/2010		Final
<b>Note:</b>									
Table 208 list the payment to the terminating Operator for the services listed in that table.									
The same charges in Table 208 are levied by open eir on the originating operator for the services listed in that table.									
open eir then levies the transit fee in Table 002 on the terminating operator for the call.									
Rates are quoted in Euro cent									





Table 301									
1800 Charges for Fixed Operators - less transit fee where appropriate (Euro Cent)									
Operator	Cent Per Minute			Cent Per Call			Effective from	Effective to	Status
	Peak	Off Peak	Weekend	Peak	Off Peak	Weekend			
Fixed Operators	1.11	0.56	0.71	-	-	-	01/04/2005	30/11/2006	Final
Fixed Operators	1.05	0.52	0.61	-	-	-	01/12/2006	31/08/2007	Final
Fixed Operators	0.88	0.44	0.53	-	-	-	01/09/2007	31/03/2010	Final
Fixed Operators	0.80	0.40	0.48	-	-	-	01/04/2010	31/10/2014	Final
Fixed Operators (except BT)	0.80	0.40	0.48	-	-	-	01/11/2014	31/05/2015	Final
Fixed Operators (except BT, Smart, Digiweb, Verizon)	0.80	0.40	0.48	-	-	-	01/06/2015	31/07/2015	Final
Fixed Operators (except Airspeed, BT, Smart, Digiweb, Verizon)	0.80	0.40	0.48	-	-	-	01/08/2015	31/08/2015	Final
Fixed Operators (except Airspeed, BT, Smart, Digiweb, Verizon and Intellicom)	0.80	0.40	0.48	-	-	-	01/09/2015		

**Note:**

Table 301 list the payment to the Originating Operator (except Airspeed, BT, Smart, Digiweb, Verizon, Intellicom) for the services listed in that table. Rates are quoted in Euro cent

Table 301 (A)									
1800 Charges for Fixed Operators - less transit fee where appropriate (Euro Cent)									
Operator	Cent Per Minute			Cent Per Call			Effective from	Effective to	Status
	Peak	Off Peak	Weekend	Peak	Off Peak	Weekend			
Originating from BT	2.73	2.73	2.73	-	-	-	01/11/2014	31/05/2015	Final
Originating from BT, Smart, Digiweb, Verizon	2.73	2.73	2.73	-	-	-	01/06/2015	31/07/2015	
Originating from Airspeed, BT, Smart, Digiweb, Verizon	2.73	2.73	2.73	-	-	-	01/08/2015	31/08/2015	Final
Originating from Airspeed, BT, Smart, Digiweb, Verizon, Intellicom	2.73	2.73	2.73	-	-	-	01/09/2015		Final

**Note:**

Table 301 (A) list the payment to the Originating Operator (Airspeed, BT, Smart, Digiweb, Verizon, Intellicom) for the services listed in that table. Rates are quoted in Euro cent





Table 302 1800 Fixed Transit Schedule									
Service Type	Cent Per Minute			Cent Per Call			Effective from	Effective to	Status
	Peak	Off Peak	Weekend	Peak	Off Peak	Weekend			
Originating Freefone from Fixed Operator	1.322	0.678	0.816	0.663	0.37	0.331	01/04/2005	30/06/2006	Final
Originating Freefone from Fixed Operator	1.338	0.683	0.82	0.663	0.361	0.321	01/07/2006	30/11/2006	Final
Originating Freefone from Fixed Operator	1.278	0.643	0.72	0.663	0.361	0.321	01/12/2006	30/06/2007	Final
Originating Freefone from Fixed Operator	1.254	0.632	0.708	0.621	0.344	0.301	01/07/2007	31/08/2007	Final
Originating Freefone from Fixed Operator	1.084	0.552	0.628	0.621	0.344	0.301	01/09/2007	31/03/2010	Final
Originating Freefone from Fixed Operator	1.004	0.512	0.578	0.621	0.344	0.301	01/04/2010	31/10/2014	Final
Originating Freefone from Fixed Operator (except BT)	1.004	0.512	0.578	0.621	0.344	0.301	01/11/2014	31/05/2015	Final
Originating Freefone from Fixed Operator (except BT, Smart, Digiweb, Verizon)	1.004	0.512	0.578	0.621	0.344	0.301	01/06/2015	31/07/2015	Final
Originating Freefone from Fixed Operator (except Airspeed, BT, Smart, Digiweb, Verizon)	1.004	0.512	0.578	0.621	0.344	0.301	01/08/2015	31/08/2015	Final
Originating Freefone from Fixed Operator (except Airspeed, BT, Smart, Digiweb, Verizon, Intellicom)	1.004	0.512	0.578	0.621	0.344	0.301	01/09/2015		Final

**Note:**

Table 302 list the charges to the terminating operator for transit traffic destined for the services listed in that table.  
Rates are quoted in Euro cent

Table 302 (A) 1800 Fixed Transit Schedule									
Service Type	Cent Per Minute			Cent Per Call			Effective from	Effective to	Status
	Peak	Off Peak	Weekend	Peak	Off Peak	Weekend			
Originating Freefone from Fixed Operator (BT)	2.934	2.842	2.828	0.621	0.344	0.301	01/11/2014	31/05/2015	Final
Originating Freefone from Fixed Operator (BT, Smart, Digiweb, Verizon)	2.934	2.842	2.828	0.621	0.344	0.301	01/06/2015	31/07/2015	Final
Originating Freefone from Fixed Operator (Airspeed, BT, Smart, Digiweb, Verizon)	2.934	2.842	2.828	0.621	0.344	0.301	01/08/2015	31/08/2015	Final
Originating Freefone from Fixed Operator (Airspeed, BT, Smart, Digiweb, Verizon, Intellicom)	2.934	2.842	2.828	0.621	0.344	0.301	01/09/2015	28/02/2019	Final
Originating Freefone from Fixed Operator (Airspeed, BT, Smart, Digiweb, Verizon, Intellicom)	2.995	2.876	2.857	0.807	0.447	0.391	01/03/2019		Final

**Note:**

Table 302 (A) list the charges to the terminating Operator for transit traffic destined for the services listed in that table (for calls that originated on the Airspeed, BT, Smart, Digiweb, Verizon and Intellicom networks).

Rates are quoted in Euro cent



Table 303									
1800 Charges for Mobile - less transit fee where appropriate (Euro Cent)									
Operator	Cent Per Minute			Cent Per Call			Effective from	Effective to	Status
	Peak	Off Peak	Weekend	Peak	Off Peak	Weekend			
Vodafone to Freefone	18.411202	12.062512	9.523036				01/07/2000		Final
O <sub>2</sub> to Freefone	23.300000	17.800000	14.800000				01/09/2003	30/11/2015	Final
O <sub>2</sub> to Freefone	32.500000	18.000000	15.000000				01/12/2015	28/02/2019	Final
O <sub>2</sub> to Freefone	30.500000	30.500000	30.500000				01/03/2019		Final
Meteor to Freefone	34.282928	18.728637	15.236857				01/01/2001		Final
Hutchison to Freefone	34.282928	18.728637	15.236857				01/12/2006	30/11/2015	Final
Hutchison 3G to Freefone	32.500000	18.000000	15.000000				01/12/2015	28/02/2019	Final
Hutchison 3G to Freefone	30.500000	30.500000	30.500000				01/03/2019		Final
Tesco Mobile to Freefone	34.280	18.720	15.230				01/09/2008		Final
UPC Mobile to Freefone	34.280	18.720	15.230				01/09/2015		Final
Carphone Mobile to Freefone	34.282928	18.728637	15.236857				01/09/2015		Final
<b>Note:</b>									
Tables 303 list the payment to the Originating Operator for the services listed in that table.									
Rates are quoted in Euro cent									





Table 304 Mobile to 1800 Transit Schedule									
Service Type	Cent Per Minute			Cent Per Call			Effective from	Effective to	Status
	Peak	Off Peak	Weekend	Peak	Off Peak	Weekend			
Originating Freefone from Vodafone	18.623	12.181	9.629	0.663	0.370	0.331	01/04/2004	30/06/2006	Final
Originating Freefone from Vodafone	18.639	12.186	9.633	0.663	0.361	0.321	01/07/2006	30/06/2007	Final
Originating Freefone from Vodafone	18.615	12.175	9.621	0.621	0.344	0.301	01/07/2007	28/02/2019	Final
Originating Freefone from Vodafone	18.676	12.208	9.650	0.807	0.447	0.391	01/03/2019		Final
Originating Freefone from O2	23.512	17.918	14.906	0.663	0.370	0.331	01/04/2004	30/06/2006	Final
Originating Freefone from O2	23.528	17.923	14.910	0.663	0.361	0.321	01/07/2006	30/06/2007	Final
Originating Freefone from O2	23.504	17.912	14.898	0.621	0.344	0.301	01/07/2007	30/11/2015	Final
Originating Freefone from O2	32.704	18.112	15.098	0.621	0.344	0.301	01/12/2015	28/02/2019	Final
Originating Freefone from O2	30.765	30.646	30.627	0.807	0.447	0.391	01/03/2019		Final
Originating Freefone from Meteor	34.495	18.847	15.343	0.663	0.370	0.331	01/04/2004	30/06/2006	Final
Originating Freefone from Meteor	34.511	18.852	15.347	0.663	0.361	0.321	01/07/2006	30/06/2007	Final
Originating Freefone from Meteor	34.487	18.841	15.335	0.621	0.344	0.301	01/07/2007	28/02/2019	Final
Originating Freefone from Meteor	34.548	18.874	15.364	0.807	0.447	0.391	01/03/2019		Final
Originating Freefone from Hutchison	34.511	18.852	15.347	0.663	0.361	0.321	01/12/2006	30/06/2007	Final
Originating Freefone from Hutchison	34.487	18.841	15.335	0.621	0.344	0.301	01/07/2007	30/11/2015	Final
Originating Freefone from Hutchison 3G	32.704	18.112	15.098	0.621	0.344	0.301	01/12/2015	28/02/2019	Final
Originating Freefone from Hutchison 3G	30.765	30.646	30.627	0.807	0.447	0.391	01/03/2019		Final
Originating Freefone from Tesco Mobile	34.484	18.832	15.328	0.621	0.344	0.301	01/09/2008	28/02/2019	Final
Originating Freefone from Tesco Mobile	34.545	18.866	15.357	0.807	0.447	0.391	01/03/2019		Final
Originating Freefone from UPC Mobile	34.484	18.832	15.328	0.621	0.344	0.301	01/09/2015	28/02/2019	Final
Originating Freefone from UPC Mobile	34.545	18.866	15.357	0.807	0.447	0.391	01/03/2019		Final
Originating Freefone from Carphone Mobile	34.487	18.841	15.335	0.621	0.344	0.301	01/09/2015	28/02/2019	Final
Originating Freefone from Carphone Mobile	34.548	18.874	15.364	0.807	0.447	0.391	01/03/2019		Final

**Note:**  
Table 304 list the charges to the terminating operator for transit traffic destined for the services listed in that table.  
Rates are quoted in Euro cent



Table 305									
1850 Charges for Mobile - less transit fee where appropriate (Euro Cent)									
Service Type	Cent Per Minute			Cent Per Call			Effective from	Effective to	Status
	Peak	Off Peak	Weekend	Peak	Off Peak	Weekend			
Vodafone to 1850	4.164741	2.539476	2.539476				01/07/2000	30/11/2007	Final
Vodafone to 1850	15.60	9.5247	9.5249				01/12/2007		Final
O <sub>2</sub> to 1850	16.747845	9.319877	9.129417				01/10/2000	30/04/2006	Final
O <sub>2</sub> to 1850	4.17	2.54	2.54				01/05/2006	31/05/2007	Final
O <sub>2</sub> to 1850	16.74	9.32	9.13				01/06/2007	28/02/2019	Final
O <sub>2</sub> to 1850	26.90	26.90	26.90				01/03/2019		Final
Meteor to 1850	16.747845	9.319877	9.129417				01/01/2001		Final
Hutchison to 1850	16.747845	9.319877	9.129417				01/12/2006	28/02/2019	Final
Hutchison to 1850	26.900000	26.900000	26.900000				01/03/2019		Final
Tesco Mobile to 1850	16.740	9.310	9.120				01/09/2008		Final
UPC Mobile to 1850	16.740	9.310	9.120				01/09/2015		Final
Carphone Mobile to 1850	16.747845	9.319877	9.129417				01/09/2015		Final
<b>Note:</b>									
Tables 305 list the payment to the Originating Operator for the services listed in that table.									
Rates are quoted in Euro cent									



Table 306									
Mobile to 1850 Transit Schedule									
Service Type	Cent Per Minute			Cent Per Call			Effective from	Effective to	Status
	Peak	Off Peak	Weekend	Peak	Off Peak	Weekend			
Vodafone to Shared Cost Fixed Service	4.377	2.657	2.645	0.663	0.370	0.331	01/04/2004	30/06/2006	Final
Vodafone to Shared Cost Fixed Service	4.393	2.662	2.649	0.663	0.361	0.321	01/07/2006	30/06/2007	Final
Vodafone to Shared Cost Fixed Service	4.369	2.651	2.637	0.621	0.344	0.301	01/07/2007	30/11/2007	Final
Vodafone to Shared Cost Fixed Service	15.804	9.637	9.623	0.621	0.344	0.301	01/12/2007	28/02/2019	Final
Vodafone to Shared Cost Fixed Service	15.865	9.670	9.652	0.807	0.447	0.391	01/03/2019		Final
O2 to Shared Cost Fixed Service	16.960	9.438	9.235	0.663	0.370	0.331	01/04/2004	30/04/2006	Final
O2 to Shared Cost Fixed Service	4.382	2.658	2.646	0.663	0.370	0.331	01/05/2006	30/06/2006	Final
O2 to Shared Cost Fixed Service	4.398	2.663	2.650	0.663	0.361	0.321	01/07/2006	31/05/2007	Final
O2 to Shared Cost Fixed Service	16.968	9.443	9.240	0.663	0.361	0.321	01/06/2007	30/06/2007	Final
O2 to Shared Cost Fixed Service	16.944	9.432	9.228	0.621	0.344	0.301	01/07/2007	28/02/2019	Final
O2 to Shared Cost Fixed Service	27.165	27.046	27.027	0.807	0.447	0.391	01/03/2019		Final
Meteor to Shared Cost Fixed Service	16.960	9.438	9.235	0.663	0.370	0.331	01/04/2004	30/06/2006	Final
Meteor to Shared Cost Fixed Service	16.976	9.443	9.239	0.663	0.361	0.321	01/07/2006	30/06/2007	Final
Meteor to Shared Cost Fixed Service	16.952	9.432	9.227	0.621	0.344	0.301	01/07/2007	28/02/2019	Final
Meteor to Shared Cost Fixed Service	17.013	9.465	9.257	0.807	0.447	0.391	01/03/2019		Final
Hutchison to Shared Cost Fixed Service	16.976	9.443	9.239	0.663	0.361	0.321	01/12/2006	30/06/2007	Final
Hutchison to Shared Cost Fixed Service	16.952	9.432	9.227	0.621	0.344	0.301	01/07/2007	28/02/2019	Final
Hutchison to Shared Cost Fixed Service	27.165	27.046	27.027	0.807	0.447	0.391	01/03/2019		Final
Tesco Mobile to 1850	16.944	9.422	9.218	0.621	0.344	0.301	01/09/2008	28/02/2019	Final
Tesco Mobile to 1850	17.005	9.456	9.247	0.807	0.447	0.391	01/03/2019		Final
UPC Mobile to 1850	16.944	9.422	9.218	0.621	0.344	0.301	01/09/2015	28/02/2019	Final
UPC Mobile to 1850	17.005	9.456	9.247	0.807	0.447	0.391	01/03/2019		Final
Carphone Mobile to 1850	16.952	9.432	9.227	0.621	0.344	0.301	01/09/2015	28/02/2019	Final
Carphone Mobile to 1850	17.013	9.465	9.257	0.807	0.447	0.391	01/03/2019		Final

**Note:**  
Table 306 list the charges to the terminating operator for transit traffic destined for the services listed in that table.  
Rates are quoted in Euro cent



Table 307									
1890 Charges for Mobile - less transit fee where appropriate (Euro Cent)									
Service Type	Cent Per Minute			Cent Per Call			Effective from	Effective to	Status
	Peak	Off Peak	Weekend	Peak	Off Peak	Weekend			
Vodafone to 1890	4.164741	2.539476	2.539476				01/07/2000		Final
O <sub>2</sub> to 1890	4.164741	2.539476	2.539476				01/07/2000	28/02/2019	Final
O <sub>2</sub> to 1890	13.000000	13.000000	13.000000				01/03/2019		Final
Meteor to 1890	4.164741	2.539476	2.539476				01/01/2001		Final
Hutchison to 1890	4.164741	2.539476	2.539476				01/12/2006	28/02/2019	Final
Hutchison to 1890	13.000000	13.000000	13.000000				01/03/2019		Final
Tesco Mobile to 1890	4.160	2.530	2.530				01/09/2008		Final
UPC Mobile to 1890	4.160	2.530	2.530				01/09/2015		Final
Carphone Mobile to 1890	4.164741	2.539476	2.539476				01/09/2015		Final
<b>Note:</b>									
Tables 307 list the payment to the Originating Operator for the services listed in that table.									
Rates are quoted in Euro cent									



Table 308									
Mobile to 1890 Transit Schedule									
Service Type	Cent Per Minute			Cent Per Call			Effective from	Effective to	Status
	Peak	Off Peak	Weekend	Peak	Off Peak	Weekend			
Vodafone to Shared Cost Timed Service	4.377	2.657	2.645	0.663	0.370	0.331	01/04/2004	30/06/2006	Final
Vodafone to Shared Cost Timed Service	4.393	2.662	2.649	0.663	0.361	0.321	01/07/2006	30/06/2007	Final
Vodafone to Shared Cost Timed Service	4.369	2.651	2.637	0.621	0.344	0.301	01/07/2007	28/02/2019	Final
Vodafone to Shared Cost Timed Service	4.430	2.685	2.667	0.807	0.447	0.391	01/03/2019		Final
O2 to Shared Cost Timed Service	4.377	2.657	2.645	0.663	0.370	0.331	01/04/2004	30/06/2006	Final
O2 to Shared Cost Timed Service	4.393	2.662	2.649	0.663	0.361	0.321	01/07/2006	30/06/2007	Final
O2 to Shared Cost Timed Service	4.369	2.651	2.637	0.621	0.344	0.301	01/07/2007	28/02/2019	Final
O2 to Shared Cost Timed Service	13.265	13.146	13.127	0.807	0.447	0.391	01/03/2019		Final
Meteor to Shared Cost Timed Service	4.377	2.657	2.645	0.663	0.370	0.331	01/04/2004	30/06/2006	Final
Meteor to Shared Cost Timed Service	4.393	2.662	2.649	0.663	0.361	0.321	01/07/2006	30/06/2007	Final
Meteor to Shared Cost Timed Service	4.369	2.651	2.637	0.621	0.344	0.301	01/07/2007	28/02/2019	Final
Meteor to Shared Cost Timed Service	4.430	2.685	2.667	0.807	0.447	0.391	01/03/2019		Final
Hutchison to Shared Cost Timed Service	4.393	2.662	2.649	0.663	0.361	0.321	01/12/2006	30/06/2007	Final
Hutchison to Shared Cost Timed Service	4.369	2.651	2.637	0.621	0.344	0.301	01/07/2007	28/02/2019	Final
Hutchison to Shared Cost Timed Service	4.430	2.685	2.667	0.807	0.447	0.391	01/03/2019		Final
Hutchison to Shared Cost Timed Service	13.265	13.146	13.127	0.807	0.447	0.391	01/03/2019		Final
Tesco Mobile to Shared Cost Timed Service	4.364	2.642	2.628	0.621	0.344	0.301	01/09/2008	28/02/2019	Final
Tesco Mobile to Shared Cost Timed Service	4.425	2.676	2.657	0.807	0.447	0.391	01/03/2019		Final
UPC Mobile to Shared Cost Timed Service	4.364	2.642	2.628	0.621	0.344	0.301	01/09/2015	28/02/2019	Final
UPC Mobile to Shared Cost Timed Service	4.425	2.676	2.657	0.807	0.447	0.391	01/03/2019		Final
Carphone Mobile to Shared Cost Timed Service	4.369	2.651	2.637	0.621	0.344	0.301	01/09/2015	28/02/2019	Final
Carphone Mobile to Shared Cost Timed Service	4.430	2.685	2.667	0.807	0.447	0.391	01/03/2019		Final

**Note:**  
Table 308 list the charges to the terminating operator for transit traffic destined for the services listed in that table.  
Rates are quoted in Euro cent



Table 309									
Harmonised 116xxx Charges for Fixed Operators - less transit fee where appropriate (Euro Cent)									
Operator	Cent Per Minute			Cent Per Call			Effective from	Effective to	Status
	Peak	Off Peak	Weekend	Peak	Off Peak	Weekend			
Fixed Operators	0.88	0.44	0.53	-	-	-	01/12/2007	31/03/2010	Final
Fixed Operators	0.80	0.40	0.48	-	-	-	01/04/2010		Final

**Note:**

Tables 309 list the payment to the Originating Operator for the services listed in that table.  
Rates are quoted in Euro cent



Table 310 Harmonised 116xxx Fixed Transit Schedule									
Service Type	Cent Per Minute			Cent Per Call			Effective from	Effective to	Status
	Peak	Off Peak	Weekend	Peak	Off Peak	Weekend			
Originating Harmonised access from Fixed Operator	1.084	0.552	0.628	0.621	0.344	0.301	01/12/2007	31/03/2010	Final
Originating Harmonised access from Fixed Operator	1.004	0.512	0.578	0.621	0.344	0.301	01/04/2010	28/02/2019	Final
Originating Harmonised access from Fixed Operator	1.065	0.546	0.607	0.807	0.447	0.391	01/03/2019		Final
<b>Note:</b>									
Table 310 list the charges to the terminating operator for transit traffic destined for the services listed in that table.									
Rates are quoted in Euro cent									



Table 311									
Harmonised 116xxx Charges for Mobile - less transit fee where appropriate (Euro Cent)									
Operator	Cent Per Minute			Cent Per Call			Effective from	Effective to	Status
	Peak	Off Peak	Weekend	Peak	Off Peak	Weekend			
Vodafone to Harmonised access	18.411202	12.062512	9.523036				01/12/2007		Final
O <sub>2</sub> to Harmonised access	23.300000	17.800000	14.800000				01/12/2007		Final
Meteor to Harmonised access	34.282928	18.728637	15.236857				01/12/2007		Final
Tesco Mobile to Harmonised access	34.280	18.720	15.230				01/09/2008		Final
Hutchison to Harmonised access	34.282928	18.728637	15.236857				01/10/2011		Final
UPC Mobile to Harmonised access	34.280000	18.720000	15.230000				01/09/2015		Final
Carphone Mobile to Harmonised access	34.282928	18.728637	15.236857				01/09/2015		Final
<b>Note:</b>									
Tables 311 list the payment to the Originating Operator for the services listed in that table.									
Rates are quoted in Euro cent									





Table 312									
Mobile to Harmonised 116xxx Transit Schedule									
Service Type	Cent Per Minute			Cent Per Call			Effective from	Effective to	Status
	Peak	Off Peak	Weekend	Peak	Off Peak	Weekend			
Originating Harmonised access from Vodafone	18.615	12.175	9.621	0.621	0.344	0.301	01/12/2007	28/02/2019	Final
Originating Harmonised access from Vodafone	18.676	12.208	9.650	0.807	0.447	0.391	01/03/2019		Final
Originating Harmonised accesse from O2	23.504	17.912	14.898	0.621	0.344	0.301	01/12/2007	28/02/2019	Final
Originating Harmonised accesse from O2	23.565	17.946	14.927	0.807	0.447	0.391	01/03/2019		Final
Originating Harmonised access from Meteor	34.487	18.841	15.335	0.621	0.344	0.301	01/12/2007	28/02/2019	Final
Originating Harmonised access from Meteor	34.548	18.874	15.364	0.807	0.447	0.391	01/03/2019		Final
Originating Harmonised access from Tesco Mobile	34.484	18.832	15.328	0.621	0.344	0.301	01/09/2008	28/02/2019	Final
Originating Harmonised access from Tesco Mobile	34.545	18.866	15.357	0.807	0.447	0.391	01/03/2019		Final
Originating Harmonised access from Hutchison	34.487	18.841	15.335	0.621	0.344	0.301	01/07/2007	28/02/2019	Final
Originating Harmonised access from Hutchison	34.548	18.874	15.364	0.807	0.447	0.391	01/03/2019		Final
Originating Harmonised access from UPC Mobile	34.484	18.832	15.328	0.621	0.344	0.301	01/09/2015	28/02/2019	Final
Originating Harmonised access from UPC Mobile	34.545	18.866	15.357	0.807	0.447	0.391	01/03/2019		Final
Originating Harmonised access from Carphone Mobile	34.487	18.841	15.335	0.621	0.344	0.301	01/09/2015	28/02/2019	Final
Originating Harmonised access from Carphone Mobile	34.548	18.874	15.364	0.807	0.447	0.391	01/03/2019		Final

**Note:**  
Table 312 list the charges to the terminating operator for transit traffic destined for the services listed in that table.  
Rates are quoted in Euro cent

## Appendix I

### Process for the Implementation of Operator De-Averaged NTC Price Changes

This process applies where quarterly changes are being made to OAO NTC settlement rates as part of Operator de-averaged pricing.

#### Month 2 &3

- Upon ComReg approval of changes to operator NTC settlement rates, *open eir* have 2 Working Days to notify all OAOs by email of the proposed change to the Switched Transit and Routing Price List and to advise the ComReg of this notification.
- Operators have 5 Working Days from date of issue of email by *open eir* to raise queries or seek clarification regarding the rates.
- If no queries or technical issues are raised or remain outstanding after the 5 Working Day period, the ComReg will approve the price within 1 Working Day thereafter. This approval must be at least 15 Working Days in advance of the effective date of the rate. If not, the application must be deferred for 1 month.

#### Month 4

- Billing systems begin recording with new rate.



Version Control History

Version	Status	Update	Effective Date
73	Approved	New Meteor, O2 & Vodafone Mobile Termination Rates	01/01/09
74	Approved	Magnet VoIP	01/02/09
75	Approved	Hutchison Customer Care	01/03/09
		New Conduit 11850 Rates	01/04/09
		New Numbers Direct 11890 Rates	01/04/09
76	Approved	Text addition : Rate change effective date and Timelines regarding requirement to change eir Retail rate.	
77	Approved	New Verizon Geo Termination Rates	01/05/09
		New Conduit 11860 International DQ Rates	01/05/09
		New Tesco Mobile Termination Rates	01/05/09
		New Tesco Mobile Onward Routing Charges	01/05/09
78	Approved	TNS Callsave 1850	01/08/09
		New Emergency Services Call Handling Surcharge	01/08/09
79	Approved	Verizon – Access to OAO Universal Access Service	01/09/09
		Number Logic – 11824 DQ Service	01/09/09
		Number Logic – 11858 DQ Service	01/09/09
80	Approved	Energis VoIP	01/10/09
81	Approved	New Operator Rates for Access to Universal Access Service	01/12/09
82	Approved	Reduction in Tesco Mobile MTR	01/01/10
83	Approved	3PlayPlus Geographic Termination Rates	01/03/10
84	Approved	New Conduit 11850 Rates	01/04/10
		New Meteor, O2, Vodafone & Hutchison Mobile Termination	01/04/10



		Rates	
85	Approved	New NTC Settlement & Retention Rates (excluding PRS)	01/04/10
86	Approved	Number Logic – Closing of 11858 DQ Service Number Logic – 11827 DQ Service Opera Interconnect Agreement assigned to In2tel	03/05/10 04/05/10
87	Approved	New Colt Geo Termination Rates	01/06/10
88	Approved	New Numbers Direct 11890 Rates	01/08/10
89	Approved	New PRS Settlement & Retention Rates	01/08/10
90	Approved	New Emergency Services Call Handling Surcharge	01/08/10
91	Approved	New Meteor Mobile Termination Rates	01/10/10
92	Approved	New Number Logic 11824 Rates	01/11/10
93	Approved	New Meteor, O2, Vodafone and Hutchison Mobile Termination Rates	31/12/10
94	Approved	Numbers Direct – 11891 DQ Service	01/02/11
95	Approved	New Emergency Services Call Handling Surcharge Digiweb Customer Care Rivertower Geographic Termination Rates Rivertower VoIP	12/02/11 01/03/11 01/03/11 01/03/11
96	Approved	New Conduit 11850 Rates Number Logic – 11822 DQ Service	01/04/11 01/04/11
97	Approved	Orange Business Services Geographic Termination Rates Orange Business Services – Access to OAO 1800, 1850, 1890, Universal Access, Personal Numbering & VoIP Blue Chip Telecom Geographic Termination Rates Blue Chip Telecom – Access to OAO PRS, 1800, 1850, 1890,	01/05/11 01/05/11 01/05/11



		Universal Access, Personal Numbering, Internet 1891/1892 & VoIP	01/05/11
98	Approved	Airspeed Geographic Termination Rates Airspeed - Access to OAO PRS, 1800, 1850, 1890, Universal Access & Personal Numbering	01/06/11 01/06/11
99	Approved	New Meteor, O2, Vodafone and Hutchison Mobile Termination Rates	30/06/11
100	Approved	Voxbone - Geographic Termination Voxbone - Access to OAO 1800, Universal Access & VoIP Lycamobile - Mobile Termination Rates Lycamobile - Onward Routing Charges New Numbers Direct 11890 Rates	01/08/11 01/08/11 01/08/11 01/08/11 01/08/11
101	Approved	Hutchison 116xxx Origination Charge Hutchison - Access to OAO 1800	01/10/11 01/10/11
102	Approved	New Meteor, O2, Vodafone and Hutchison Mobile Termination Rates	31/12/11
103	Approved	New Tesco Mobile Termination Rates	01/02/12
104	Approved	New Conduit 11850 Rates	01/04/12
105	Approved	New Meteor, O2, Vodafone and Hutchison Mobile Termination Rates	30/06/12
106	Approved	New Tesco Mobile Termination Rates	01/08/12
107	Approved	Magrathea Geographic Termination Rates Magrathea - Access to OAO 1800, 1850, 1890, Universal Access & VoIP New Conduit 11860 & 11888 Rates	01/09/12 01/09/12 01/10/12



		New Number Logic 11822 & 11824 Rates	01/10/12
108	Approved	Revised Conduit 11888 Rates	01/10/12
109	Approved	New Conduit 11850 Rates	01/12/12
110	Approved	New Numbers Direct 11890 Rates	01/01/13
111	Approved	Goldfish Geographic Termination Rates Goldfish - Access to OAO 1800, 1850, 1890, Universal Access, Personal Numbering & VoIP	01/01/13 01/01/13
112	Approved	New Meteor, O2, Vodafone, Hutchison, Tesco Mobile and Lycamobile Mobile Termination Rates	01/01/13
113	Approved	New Emergency Services Call Handling Surcharge	12/02/13
114	Approved	New Mobile Termination Rates New Geographical Termination Rates	01/07/13 01/07/13
115	Approved	Additional New Geographical Termination Rates	01/07/13
116	Approved	New DQ rates for Conduit 11850 and 11860	01/11/13
117	Approved	Revised Mobile Termination Rates New DQ Rates for 11890	01/07/13 01/01/14
118	Approved	Revised Mobile Termination Rates for Lycamobile` and Hutchinson 3 New DQ Rates for 11824 & 11827	01/07/13 01/01/14
119	Approved	New Emergency Services Call Handling Surcharge	12/02/14
120	Approved	New Mobile Termination Rates for O2 New 1800, 1850, 1890, 0700 origination charges for BT	01/04/2014 01/06/2014
121	Approved	New Mobile Termination Rates for Tesco Mobile	01/04/2014
122	Approved	Telcom Origination and Termination rates	01/04/2014
123	Approved	New 1800, 1850, 1890, 0700 origination charges for BT amended effective date	01/08/2014



124	Approved	New Geographical Termination Rates	01/07/2014
125	Approved	New Geographical Termination Rates	01/07/2014
126	Approved	New Geographical Termination Rates	01/07/2014
127	Approved	New Geographical Termination Rates	01/07/2014
128	Approved	New DQ Rates for 11890	01/08/2014
129	Approved	New DQ rates for Conduit 11850 and 11860 New 1800, 1850, 1890, 0700 origination charges for BT amended effective date	01/09/2014 01/11/2014
130	Approved	Tidy up of Tables 101 and 102	
131	Approved	New DQ rates for 11824	01/12/2014
132	Approved	New ECAS Rates Table 004	12/02/2015
133	Approved	New 1800 Origination rates for Smart, Digiweb	01/06/2015
134	Approved	New UPC Mobile, Mobile Termination Rates New 1800 Origination Rates for Verizon New CFL DQ services rates Tidy up of Tables 101 and 102	01/06/2015 01/06/2015 10/06/2015
135	Approved	New Carphone Mobile, Mobile Termination Rates New Geographic Termination Rates from Dialoga Servicios SA	01/07/2015 01/07/2015
136	Approved	New Geographic Termination Rates	01/07/2015
137	Approved	New Geographic Termination Rates	01/07/2015
138	Approved	New Geographic Termination Rates for Airspeed New 1800 Origination Rates for Airspeed	01/08/2015 01/08/2015
139	Approved	New 1800, 1850, 1890 and 116123 Origination Rates for UPC Mobile New 1800, 1850, 1890 and 116123 Origination Rates for	01/09/2015 01/09/2015 01/09/2015



		Carphone Mobile New Geographic Termination Rates for Intellicom New 1800 Origination Rates for Intellicom	01/09/2015
140	Approved	New 1800 Origination Rates for Hutchinson 3G New 1800 Origination Rates for O2	01/12/2015 01/12/2015
141	Approved	New Geographic Termination Rates for Vodafone	04/01/2016
142	Approved	New DQ Rates for 11890	01/03/2016
143	Approved	New Mobile Termination rates for Meteor, Three, Vodafone, Tesco Mobile and Carphone Mobile	01/09/2016
144	Approved	New Mobile Termination rates for Lycamobile	01/09/2016
145	Approved	New Geographic Termination rates for IP Telecom	01/11/2016
146	Approved	New Mobile Termination rates for Vodafone, O2, Hutchison, Meteor, Carphone Mobile, Lycamobile, Tesco Mobile	01/01/2017
147	Approved	New ECAS Rates Table 004	12/02/2017
V148.0	Final	New Numbers direct 1890 rates	11/07/2017
V149.0	Approved	New Phone Pulse Geo Termination rates New Telcom Geo Termination rates	01/07/2017 01/12/2017
V150.0	Approved	New Mobile Termination rates for Vodafone, O2, Hutchison, Meteor, Carphone Mobile, Lycamobile, Tesco Mobile	01/01/2018
V151.00	Approved	New ECAS Rates Table 004	12/02/2018
V152.00	Approved	Amendment to the National Transit table 002 Rates for Viatel DQ 11810	01/07/2018 01/09/2018
V153.00	Approved	Geographic Termination Rates for Nuacom	15/12/2018
V154.00	Approved	Update to tables 102, 104, 106, 108, 302(A), 304,306,308,310 and 312 to reflect a price change to the standard national	01/03/2019





		transit fee	
V155.00	Approved	New Mobile Origination rates to 1800, 1850 and 1890 for Three, O2	01/03/2019
<u>V155.00</u>	<u>Approved</u>	<u>New Emergency Services Call Handling Surcharge</u>	<u>01/03/2019</u>