



# open eir<sup>1</sup> Switched Transit Routing and Price List

---

<sup>1</sup> open eir is a trading name of eircom limited, Registered as a Branch in Ireland Number 907674, Incorporated in Jersey Number 116389, Branch Address :  
1 Heuston South Quarter, St. John's Road, Dublin 8



Version Control

| Version        | Status          | Update  | Effective Date           |
|----------------|-----------------|---|--------------------------|
| 147            | Approved        | New ECAS Rates Table 004  | 12/02/2017               |
| V148.0         | Final           | New Numbers direct 1890 rates   | 11/07/2017               |
| V149.0         | Approved        | New Phone Pulse Geo Termination rates<br>New Telkom Geo Termination rates                                   | 01/07/2017<br>01/12/2017 |
| V150.0         | Approved        | New Mobile Termination rates for Vodafone, O2, Hutchison, Meteor, Carphone Mobile, Lycamobile, Tesco Mobile | 01/01/2018               |
| V151.00        | Approved        | New ECAS Rates Table 004  | 12/02/2018               |
| V152.00        | Approved        | Amendment to the National Transit table 002<br>Rates for Viatel DQ 11810                                    | 01/07/2018<br>01/09/2018 |
| <u>V153.00</u> | <u>Approved</u> | <u>Geographic Termination Rates for Nuacom</u>  | <u>15/12/2018</u>        |

This document follows change control procedure:

**Proposed** is defined as a document status when the approved document is uploaded to Proposals Section of open eir Website.

**Final** is defined as a document status when the approved document is uploaded to the relevant section of the open eir Website following the publication period.

**For information:**

- Historical Document History Table located at end of Document.



- Publish means the action of uploading a document to the website regardless of status or location.
- If there are changes to the document between 'Proposed' and 'Final', change control operates.



---

This open eir Switched Transit Routing and Price list is published on the *open eir* web site. It may be amended from time to time as rates payable to Interconnected operators change. *open eir* will provide 21 days notice of any transit rate change or addition to this document other than changes to the transit fee levied by *open eir* which shall be amended as determined by the National Regulator. The implementation of rate changes take place from the 1<sup>st</sup> day of a month in all instances, subject to the requisite notification processes having been followed.

The tables indicate the status of each rate. Rates with a status of 'Final' are not subject to change, rates with a status of 'Interim' shall be billed at the interim rate until such time as this rate is finalised and a retrospective adjustment may be made at that point in time. The time frames for which a rate is applicable are indicated by the effective from and effective to dates.

Price changes to existing operator services in the Switched Transit and Routing Price List shall be effected in accordance with the processes set out in Appendix I to this document. Such changes shall be exempt from the requirements of Clause 29 of the Agreement.

Operators will be notified when the publication on the web site is amended.

In the event of an OAO's requirement to adjust an eir Retail published rate (i.e. an OAO's wishes to adjust the rate associated with their DQ Service), it is essential that the OAO seeks and concludes agreement on the associated wholesale rate a minimum of 9 weeks prior to the rate change coming into effect from the 1<sup>st</sup> of a month. OAO's should also allow a 2 week period to initiate and mutually conclude the agreement of the associated wholesale rate with open eir.

This Price list contains details of the services terminating on the networks of Authorised Operators who have requested *open eir* to open number ranges that have been granted to them by the National Regulator in the National Numbering Plan.



A list of services currently offered by Authorised Operators is provided in Table 1 below.



---

## Routing

*open eir* accepts transit traffic destined for OAO geographic number ranges and to the mobile networks at the Tertiary switches and at all the Tandem switches.

In normal circumstances, Operators should deliver transit traffic to geographic numbers at a tandem switch in the appropriate geographic region. In the event that an operator wishes to deliver significant transit traffic at a tandem switch other than that in the geographic region, a specific forecast must be provided of the projected levels of such transit traffic. This should be done as an adjunct to the normal quarterly forecast for interconnect capacity provided to *open eir*. This forecast must be agreed with *open eir* in advance of any such traffic being delivered.

In relation to non-geographic transit traffic and transit to network specific codes other than mobile numbers, this traffic can only be delivered to the *open eir* network at the Tertiary switches.

## Charging

Charging arrangements are described below.

- The Charges relevant to each service are shown in the diagrams
- The subsequent tables clearly indicate whether the charge is payable to the originating or terminating operator.
- Traffic charging for each service shall be based on chargeable cumulative seconds for each Billing period rounded to the nearest minute unless otherwise stated.



- The tables indicate the status of each rate. Rates with a status of 'Final' are not subject to change, rates with a status of 'Interim' shall be billed at the interim rate until such time as this rate is finalised and a retrospective adjustment may be made at that point in time. The time frames for which a rate is applicable are indicated by the effective from and effective to dates.
- In the event that direct accounting arrangements have been made between the Operator and the terminating network Operator, only the transit fee as specified in Service Schedule 104 National Transit and included here in Table 002 shall apply. The transit fee is payable by the originating Operator in all instances with the exception of calls to NTC numbers in which case the transit fee is payable by the terminating Operator.
- **Euro Rates** – All rates are quoted in Euro cent/driver unit.

### Group 1

This group contains services provided by the terminating operator that involves 2 transactions. This group are from Tables 101 to 108. Table 101, 103, 105 and 107 list the payment to the terminating Operator for the services listed in that table. Table 102, 104, 106 and 108 list the charges to the originating operator for transit traffic destined for the services listed in that table.

See Figure 1 below.

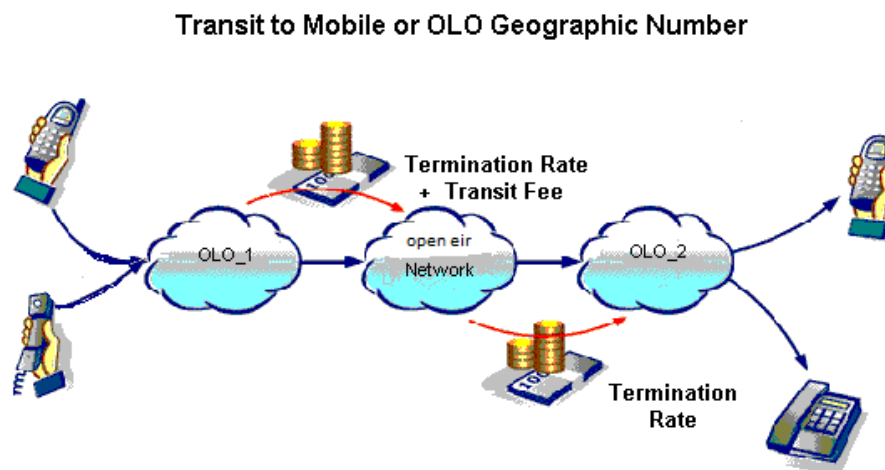


Figure 1 Cascade accounting Scenario for calls to Mobile, OLO Geographic Number Ranges and OLO DQ Services



## Group 2

This group contains services provided by the terminating operator that involves 3 transactions. This group is from table 201 to 207. Table 201 to 207 list the payment to the terminating operator for the services listed in that table. The same charges in Table 201 to 207 are levied by open eir on the originating operator for the services listed in that table. open eir then levies the transit fee in Table 002 on the terminating operator for the call.

See Figure 2 below.

For example, OLO1 rings OLO2 1550 and routes the traffic as transit through open eir. In this case open eir is invoiced by OLO2, the terminating NTC operator, for the appropriate NTC settlement fee, open eir invoices OLO2 for the transit fee and open eir also invoices OLO1, the originating operator, for the appropriate NTC settlement fee. See Figure 2 below.

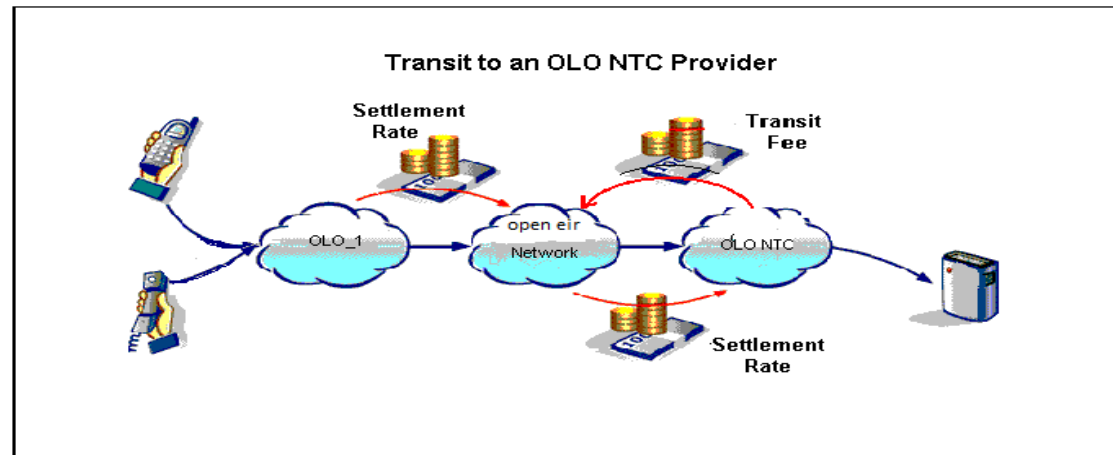


Figure 2 Transit to OLO NTC, blue lines denote call flow while red lines denote money flow

Group 3

This group contains services provided by the terminating operator that involves 2 transactions but payment goes to the Originating Operator. This group is from Table 301 to 308.

Tables 301, 303, 305 and 307 list the payment to the Originating Operator for the services listed in that table.

Table 302, 304, 306 and 308 list that charges to the terminating operator for transit traffic destined for the services listed in that table.

See Figure 3 Below.

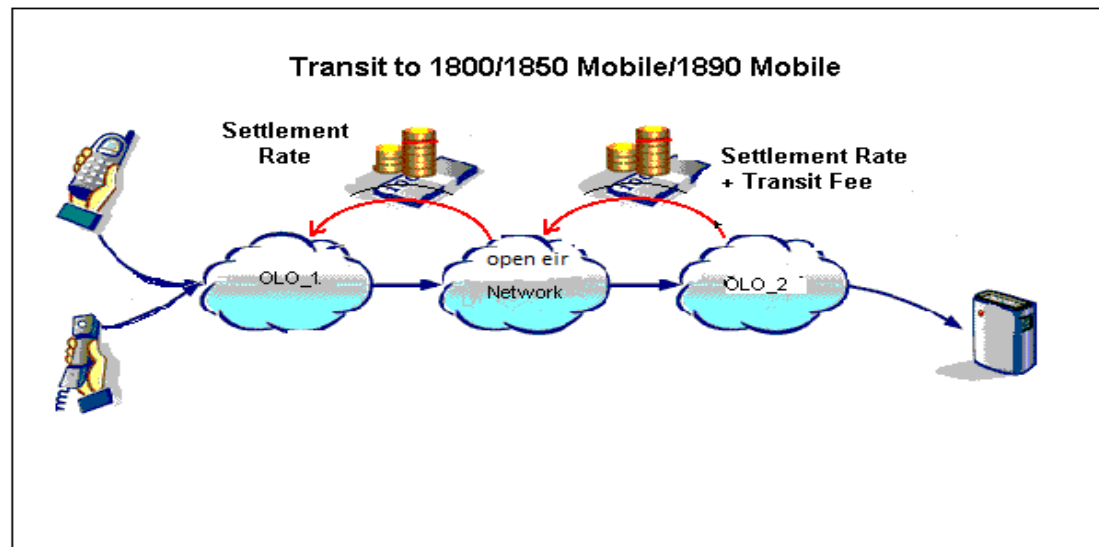


Figure 3 Transit to 1800 Fixed & Mobile/1850 Mobile/1890 Mobile, blue lines denote call flow while red lines denote money flow



---

**PAC – Table 003**

Table 003 lists the Payphone Access Charge levied by PAC Eligible Payphone Operators for calls originating on their payphone and terminating on a 1800 Freefone or Harmonised 116xxx Service. This table clearly indicates that charges payable by the terminating Operators. This Charge is supplemental to charges in tables 301 302, 309 and 310.



## List of Tables

| Table Number | Contents  | Pages  |
|--------------|---|--------|
| Table 001    | List of Services Offered by Each Authorised Operator                          | 14     |
| Table 002    | Transit Fee   | 15     |
| Table 003    | Payphone Access Charge for Freefone Calls                                     | 16     |
| Table 004    | Emergency Services Call Handling Surcharge                                    | 17     |
| Table 101    | Mobile Termination Rates  | 18-26  |
| Table 102    | Mobile Termination Rates including Transit Charge                             | 27-36  |
| Table 103    | Geographical Termination Rates  | 37-39  |
| Table 104    | Geographical Origination Rates  | 40- 43 |
| Table 105    | Directory Enquiries Termination Rates   | 44- 45 |
| Table 106    | Directory Enquiries Origination Rates   | 46-47  |
| Table 107    | Customer Care Termination Rates   | 48     |
| Table 108    | Customer Care Origination Rates   | 49     |
| Table 201    | OAO Terminating Charges for Premium Rate Services                             | 50-52  |
| Table 202    | OAO Terminating Charges for Universal Access                                  | 53     |
| Table 203    | OAO Terminating Charges for Personal Numbering                                | 54     |
| Table 204    | OAO Callsave Charges for Fixed Operators                                      | 55     |
| Table 205    | OAO Lo-Call Charges for Fixed Operators                                       | 56     |
| Table 206    | OAO 1891 Internet Rates   | 57     |
| Table 207    | OAO 1892 Internet Rates   | 58     |
| Table 208    | OAO VoIP Rates  | 59     |
| Table 301    | OAO Freefone Charges for Fixed Operators - less Transit Fee where appropriate | 60     |
| Table 302    | 1800 Fixed Transit Schedule   | 61     |
| Table 303    | Mobile Charges to OAO Freefone Service- less Transit Fee where appropriate    | 62     |



|           |  |    |
|-----------|--|----|
| Table 304 | Mobile to 1800 Transit Schedule  | 63 |
| Table 305 | Mobile Charges to OAO Callsave Service – less Transit Fee where appropriate        | 64 |
| Table 306 | Mobile to 1850 Transit Schedule  | 65 |
| Table 307 | Mobile Charges to OAO Lo-Call – less Transit Fee where appropriate                 | 66 |
| Table 308 | Mobile to 1890 Transit Schedule  | 67 |
| Table 309 | Harmonised 116xxx Charges for Fixed Operators - less transit fee where appropriate | 68 |
| Table 310 | Harmonised 116xxx Fixed Transit Schedule   | 69 |
| Table 311 | Harmonised 116xxx Charges for Mobile - less transit fee where appropriate          | 70 |
| Table 312 | Mobile to Harmonised 116xxx Transit Schedule                                       | 71 |

Tables Relationship

| Service                                    | Group | Table No | Associated Table |
|--|-------|----------|------------------|
| Transit Fee                                |       | 002      |                  |
| Payphone Access Charge                     |       | 003      |                  |
| Emergency Services Call Handling Surcharge |       | 004      |                  |
| Mobile Termination                         | 1     | 101      | 102              |
| Geographical Termination                   | 1     | 103      | 104              |
| Directory Enquiries                        | 1     | 105      | 106              |
| Customer Care                              | 1     | 107      | 108              |
| Premium Rate Services                      | 2     | 201      |                  |
| Universal Access                           | 2     | 202      |                  |
| Personal Numbering                         | 2     | 203      |                  |
| 1850 Charges for Fixed                     | 2     | 204      |                  |



|                           |   |     |     |
|---------------------------|---|-----|-----|
| 1890 Charges for Fixed    | 2 | 205 |     |
| 1891 Internet Charges     | 2 | 206 |     |
| 1892 Internet Charges     | 2 | 207 |     |
| VoIP Charges              | 2 | 208 |     |
| 1800 Charges for Fixed    | 3 | 301 | 302 |
| 1800 Charges for Mobile   | 3 | 303 | 304 |
| 1850 Charges for Mobile   | 3 | 305 | 306 |
| 1890 Charges for Mobile   | 3 | 307 | 308 |
| 116xxx Charges for Fixed  | 3 | 309 | 310 |
| 116xxx Charges for Mobile | 3 | 311 | 312 |

### Rate Archiving

STRPL Version 58 Marked (effective from 01/07/07) flags historical rates prior to 01/04/2005, which have been archived. These archived rates are not contained in the unmarked STRPL version 58 or subsequent STRPL publications.

To view archived rates, please see STRPL version 58 (marked) or any earlier version, marked or unmarked on the open eir web site under Regulatory Services – Archives - Interconnect.



| Table 001<br>List of Services Offered by Each Authorised Operator |                 |             |          |                       |               |               |              |                |                     |                    |                  |               |               |          |          |
|---|-----------------|-------------|----------|-----------------------|---------------|---------------|--------------|----------------|---------------------|--------------------|------------------|---------------|---------------|----------|----------|
| Terminating Operator  | Geo Number Term | Mobile Term | PRS 15X0 | PRS 151X, 1598 & 1599 | 1800 Freefone | 1850 Callsave | 1890 Lo Call | Cust Care 190* | Directory Enquiries | Personal Numbering | Universal Access | Internet 1891 | Internet 1892 | PAC      | VoIP     |
| Access Telecom  | 01/09/03        |             | 01/07/00 | 01/05/04              | 01/07/00      | 01/07/00      | 01/07/00     |                |                     |                    |                  |               |               |          | 01/07/05 |
| Imagine   | 01/07/00        |             | 01/07/00 | 01/05/04              | 01/07/00      | 01/07/00      | 01/07/00     |                |                     | 01/10/01           | 01/10/01         |               |               |          | 01/05/05 |
| Budget  | 01/08/07        |             | 01/04/08 | 01/04/08              | 01/04/08      | 01/04/08      | 01/04/08     |                |                     | 01/04/08           | 01/04/08         |               |               |          | 01/04/08 |
| Blueface  | 01/07/00        |             | 01/07/00 |                       | 01/07/00      | 01/07/00      | 01/07/00     |                |                     |                    |                  |               |               |          |          |
| Cable & Wireless  | 01/07/00        |             | 01/07/00 |                       | 01/07/00      | 01/07/00      | 01/07/00     |                |                     |                    |                  |               |               |          |          |
| Chorus  | 01/07/00        |             | 01/07/00 |                       | 01/07/00      | 01/07/00      | 01/07/00     |                |                     |                    |                  | 01/09/03      |               |          |          |
| Colt  | 01/05/02        |             | 01/07/00 | 01/05/04              | 01/07/00      | 01/07/00      | 01/07/00     |                |                     | 01/09/02           | 01/09/02         | 01/09/02      |               | 01/06/04 | 01/06/05 |
| Conduit   |                 |             |          |                       |               |               |              |                | 01/07/00            |                    |                  |               |               |          |          |
| Energis   | 01/07/00        |             | 01/07/00 | 01/05/04              | 01/07/00      | 01/07/00      | 01/07/00     |                |                     | 01/05/02           | 01/05/02         |               |               | 01/06/06 | 01/10/09 |
| Esat BT   | 01/07/00        |             | 01/07/00 | 01/05/04              | 01/07/00      | 01/07/00      | 01/07/00     | 01/02/04       | 01/10/00            |                    | 01/11/02         | 01/02/02      |               | 01/08/04 | 01/05/05 |
| Finarea   | 01/03/06        |             | 01/01/06 | 01/01/06              | 01/01/06      | 01/01/06      | 01/01/06     |                |                     | 01/01/06           | 01/01/06         |               |               |          | 01/01/06 |
| Hutchison   |                 | 01/10/03    |          |                       | 01/10/11      |               |              | 01/03/09       |                     |                    |                  |               |               |          |          |
| Magnet  | 01/02/06        |             |          |                       | 01/01/06      | 01/01/06      | 01/01/06     |                | 01/09/09            |                    | 01/12/08         |               |               |          | 01/02/09 |
| Verizon (formerly MCI)  | 01/07/00        |             | 01/07/00 | 01/05/04              | 01/07/00      | 01/07/00      | 01/07/00     |                | 01/10/05            |                    | 01/09/09         |               |               | 01/02/04 | 01/12/05 |
| Meteor  |                 | 01/07/00    |          |                       |               |               |              | 01/07/00       |                     |                    |                  |               |               |          |          |
| Netsource   |                 |             |          |                       |               |               |              |                |                     |                    |                  |               |               |          | 01/05/05 |
| NTL   | 01/07/00        |             | 01/07/00 | 01/05/04              | 01/07/00      | 01/07/00      | 01/07/00     | 01/07/07       | 01/05/10            | 01/09/02           | 01/09/02         |               |               |          | 01/06/05 |
| O <sub>2</sub>  |                 | 01/07/00    |          |                       |               |               |              | 01/07/00       | 01/10/00            |                    |                  |               |               |          |          |
| Ocean   | 01/07/00        |             | 01/07/00 |                       | 01/07/00      | 01/07/00      | 01/07/00     |                |                     |                    |                  |               |               |          |          |
| Opera In2tel  | 01/02/07        |             | 01/02/04 | 01/05/04              | 01/02/04      | 01/02/04      | 01/02/04     |                |                     | 01/02/04           | 01/02/04         | 01/02/04      | 01/02/04      |          | 01/07/05 |
| Perlico   |                 |             |          |                       |               |               |              | 01/11/08       |                     |                    |                  |               |               |          |          |
| Smart   | 01/12/05        |             | 01/04/04 | 01/05/04              | 01/04/04      | 01/04/04      | 01/04/04     |                |                     | 01/04/04           | 01/04/04         |               |               | 01/01/04 | 01/05/05 |
| Swiftcall   | 01/10/04        |             | 01/05/04 | 01/05/04              | 01/07/00      | 01/04/03      | 01/07/00     | 01/10/06       |                     | 01/10/04           | 01/10/04         |               |               |          | 01/03/07 |
| Talk Telecom  | 01/09/04        |             | 01/02/04 | 01/05/04              | 01/02/04      | 01/02/04      | 01/02/04     |                |                     |                    |                  |               |               | 01/09/05 | 01/06/05 |
| Tesco Mobile  |                 | 01/10/07    |          |                       |               |               |              |                |                     |                    |                  |               |               |          |          |
| TNS   |                 |             |          |                       | 01/07/00      | 01/08/09      |              |                |                     |                    |                  |               |               |          |          |
| Vartec  |                 |             | 01/07/00 | 01/06/05              | 01/07/00      | 01/07/06      | 01/07/06     | 01/06/06       |                     | 01/09/02           | 01/09/02         | 01/02/02      |               |          | 01/06/05 |
| Vodafone  |                 | 01/07/00    |          |                       |               |               |              | 01/07/00       | 01/10/00            |                    |                  |               |               |          |          |
| Digiweb   | 01/01/09        |             | 01/01/09 | 01/01/09              | 01/01/09      | 01/01/09      | 01/01/09     |                | 01/03/11            | 01/01/09           | 01/01/09         | 01/01/09      | 01/01/09      |          | 01/01/09 |
| 3PlayPlus   | 01/03/10        |             |          |                       |               |               |              |                |                     |                    |                  |               |               |          |          |
| Rivertower  | 01/03/11        |             |          |                       |               |               |              |                |                     |                    |                  |               |               |          | 01/03/11 |
| Orange Business Services  | 01/05/11        |             |          |                       | 01/05/11      | 01/05/11      | 01/05/11     |                |                     | 01/05/11           | 01/05/11         |               |               |          | 01/05/11 |
| Blue Chip Telecom   | 01/05/11        |             | 01/05/11 | 01/05/11              | 01/05/11      | 01/05/11      | 01/05/11     |                |                     | 01/05/11           | 01/05/11         | 01/05/11      | 01/05/11      |          | 01/05/11 |
| Airspeed  | 01/06/11        |             | 01/06/11 | 01/06/11              | 01/06/11      | 01/06/11      | 01/06/11     |                |                     | 01/06/11           | 01/06/11         |               |               |          |          |
| Voxbone   | 01/08/11        |             |          |                       | 01/08/11      |               |              |                |                     |                    | 01/08/11         |               |               |          | 01/08/11 |
| Lycamobile  |                 | 01/08/11    |          |                       |               |               |              |                |                     |                    |                  |               |               |          |          |
| Magrathea   | 01/09/12        |             |          |                       | 01/09/12      | 01/09/12      | 01/09/12     |                |                     |                    | 01/09/12         |               |               |          | 01/09/12 |
| Goldfish  | 01/01/13        |             |          |                       | 01/01/13      | 01/01/13      | 01/01/13     |                |                     | 01/01/13           | 01/01/13         |               |               |          | 01/01/13 |

Table 1 lists the services currently offered by Authorised Operators



| Table 002<br>Transit Fee   |                               |          |         |               |          |         |                |              |        |
|--|-------------------------------|----------|---------|---------------|----------|---------|----------------|--------------|--------|
|  | Cent Per Minute               |          |         | Cent Per Call |          |         | Effective from | Effective to | Status |
|  | Peak                          | Off Peak | Weekend | Peak          | Off Peak | Weekend |                |              |        |
| Transit Fee  | <b>Now Found in the CISPL</b> |          |         |               |          |         | 01/04/2004     | 30/06/2006   | Final  |
| Transit Fee  |                               |          |         |               |          |         | 01/07/2006     | 30/06/2007   | Final  |
| Transit Fee  |                               |          |         |               |          |         | 01/07/2007     |              | Final  |
| <b>Note:</b>   |                               |          |         |               |          |         |                |              |        |
| Table 002 lists the Transit Fee.   |                               |          |         |               |          |         |                |              |        |
| Rates are quoted in Euro Cent.   |                               |          |         |               |          |         |                |              |        |
| <b>Note :</b> Relocation from STRPL to openeir Commercial Interconnect Services Price List (CISPL) effective from 01/07/2018. This service schedule will be removed from the STRPL price list at a later date. |                               |          |         |               |          |         |                |              |        |





| Table 003   |                 |          |         |               |          |         |                |              |        |
|---|-----------------|----------|---------|---------------|----------|---------|----------------|--------------|--------|
| PAC - Payphone Originated 1800 & 116xxx Calls   |                 |          |         |               |          |         |                |              |        |
| Operator  | Cent Per Minute |          |         | Cent Per Call |          |         | Effective from | Effective to | Status |
|   | Peak            | Off Peak | Weekend | Peak          | Off Peak | Weekend |                |              |        |
| Smart   | 16.422          | 16.422   | 16.422  |               |          |         | 01/04/2005     | 31/03/2006   | Final  |
| Smart   | 16.833          | 16.833   | 16.833  |               |          |         | 01/04/2006     |              | Final  |
|   |                 |          |         |               |          |         |                |              |        |
| MCI   | 16.422          | 16.422   | 16.422  |               |          |         | 01/04/2005     | 31/03/2006   | Final  |
| MCI   | 16.833          | 16.833   | 16.833  |               |          |         | 01/04/2006     |              | Final  |
|   |                 |          |         |               |          |         |                |              |        |
| Colt  | 16.422          | 16.422   | 16.422  |               |          |         | 01/04/2005     | 31/03/2006   | Final  |
| Colt  | 16.833          | 16.833   | 16.833  |               |          |         | 01/04/2006     |              | Final  |
|   |                 |          |         |               |          |         |                |              |        |
| Esat  | 16.422          | 16.422   | 16.422  |               |          |         | 01/04/2005     | 31/03/2006   | Final  |
| Esat  | 16.833          | 16.833   | 16.833  |               |          |         | 01/04/2006     |              | Final  |
|   |                 |          |         |               |          |         |                |              |        |
| Talk Telecom  | 16.422          | 16.422   | 16.422  |               |          |         | 01/09/2005     | 31/03/2006   | Final  |
| Talk Telecom  | 16.833          | 16.833   | 16.833  |               |          |         | 01/04/2006     |              | Final  |
|   |                 |          |         |               |          |         |                |              |        |
| Energis   | 16.833          | 16.833   | 16.833  |               |          |         | 01/06/2006     |              | Final  |
|   |                 |          |         |               |          |         |                |              |        |
| <b>Note:</b>  |                 |          |         |               |          |         |                |              |        |
| Table 003 lists the charges on the open eir/OAO 1800 / 116xxx network operator for calls to their 1800 / 116xxx service from a payphone |                 |          |         |               |          |         |                |              |        |
| Rates are quoted in Euro cent.  |                 |          |         |               |          |         |                |              |        |



| Table 004                                  |                 |          |         |               |          |         |                |              |        |
|--|-----------------|----------|---------|---------------|----------|---------|----------------|--------------|--------|
| Emergency Services Call Handling Surcharge |                 |          |         |               |          |         |                |              |        |
| Service Type                               | Cent Per Minute |          |         | Cent Per Call |          |         | Effective from | Effective to | Status |
|  | Peak            | Off Peak | Weekend | Peak          | Off Peak | Weekend |                |              |        |
| Call Handling Surcharge                    |                 |          |         | 147.00        | 147.00   | 147.00  | 01/01/2005     | 31/07/2007   | Final  |
| Call Handling Surcharge                    |                 |          |         | 155.00        | 155.00   | 155.00  | 01/08/2007     | 31/07/2009   | Final  |
| Call Handling Surcharge                    |                 |          |         | 221.00        | 221.00   | 221.00  | 01/08/2009     | 31/07/2010   | Final  |
| Call Handling Surcharge                    |                 |          |         | 223.00        | 223.00   | 223.00  | 01/08/2010     | 11/02/2011   | Final  |
| Call Handling Surcharge                    |                 |          |         | 335.00        | 335.00   | 335.00  | 12/02/2011     | 11/02/2013   | Final  |
| Call Handling Surcharge                    |                 |          |         | 293.00        | 293.00   | 293.00  | 12/02/2013     | 11/02/2014   | Final  |
| Call Handling Surcharge                    |                 |          |         | 308.00        | 308.00   | 308.00  | 12/02/2014     | 11/02/2015   | Final  |
| Call Handling Surcharge                    |                 |          |         | 382.00        | 382.00   | 382.00  | 12/02/2015     | 11/02/2017   | Final  |
| Call Handling Surcharge                    |                 |          |         | 395.00        | 395.00   | 395.00  | 12/02/2017     | 11/02/2018   | Final  |
| Call Handling Surcharge                    |                 |          |         | 307.00        | 307.00   | 307.00  | 12/02/2018     | 11/02/2019   | Final  |

**Note**

Where appropriate this surcharge is added to the conveyance transit fee in Rio Price List Service Schedule 115.

Switched Transit Routing and Price List



| Table 101<br>Mobile Termination Rates (to 31/12/07) |                 |           |          |               |          |         |                |              |        |
|---|-----------------|-----------|----------|---------------|----------|---------|----------------|--------------|--------|
| Operator  | Cent Per Minute |           |          | Cent Per Call |          |         | Effective from | Effective to | Status |
|   | Peak            | Off Peak  | Weekend  | Peak          | Off Peak | Weekend |                |              |        |
| Meteor  | 17.776333       | 11.427643 | 8.888167 | 0             | 0        | 0       | 01/10/2000     | 31/12/2005   | Final  |
| Meteor  | 16.36           | 11.43     | 8.88     | 0             | 0        | 0       | 01/01/2006     | 31/12/2006   | Final  |
| Meteor  | 15.90           | 10.71     | 8.32     | 0             | 0        | 0       | 01/01/2007     | 31/12/2007   | Final  |
| Vodafone (087) ported to Meteor                     | 17.988333       | 11.545643 | 8.994167 | 0.663         | 0.370    | 0.331   | 01/12/2004     | 31/12/2005   | Final  |
| Vodafone (087) ported to Meteor                     | 16.572          | 11.548    | 8.986    | 0.663         | 0.370    | 0.331   | 01/01/2006     | 31/12/2006   | Final  |
| Vodafone (087) ported to Meteor                     | 16.112          | 10.828    | 8.426    | 0.663         | 0.370    | 0.331   | 01/01/2007     | 31/12/2007   | Final  |
| O2 (086) ported to Meteor                           | 18.276333       | 11.927643 | 9.388167 | 0             | 0        | 0       | 01/07/2004     | 31/12/2005   | Final  |
| O2 (086) ported to Meteor                           | 16.86           | 11.93     | 9.38     | 0             | 0        | 0       | 01/01/2006     | 31/12/2006   | Final  |
| O2 (086) ported to Meteor                           | 16.40           | 11.21     | 8.82     | 0             | 0        | 0       | 01/01/2007     | 31/12/2007   | Final  |
| Hutchison (083) ported to Meteor                    | 17.776333       | 11.427643 | 8.888167 | 0             | 0        | 0       | 01/09/2005     | 31/12/2005   | Final  |
| Hutchison (083) ported to Meteor                    | 16.36           | 11.43     | 8.88     | 0             | 0        | 0       | 01/01/2006     | 31/12/2006   | Final  |
| Hutchison (083) ported to Meteor                    | 15.90           | 10.71     | 8.32     | 0             | 0        | 0       | 01/01/2007     | 30/09/2007   | Final  |
| Hutchison (083) ported to Meteor                    | 16.40           | 11.21     | 8.82     | 0             | 0        | 0       | 01/10/2007     | 31/12/2007   | Final  |
| Tesco Mobile (089) Ported to Meteor                 | 16.1004         | 10.822    | 8.418    | 0.621         | 0.344    | 0.301   | 01/12/2007     | 31/12/2007   | Final  |
| O <sub>2</sub>                                      | 12.90           | 10.00     | 7.87     | 0             | 0        | 0       | 01/09/2004     | 31/12/2005   | Final  |
| O <sub>2</sub>                                      | 12.90           | 8.25      | 6.01     | 0             | 0        | 0       | 01/01/2006     | 31/12/2006   | Final  |
| O <sub>2</sub>                                      | 11.25           | 7.99      | 7.99     | 0             | 0        | 0       | 01/01/2007     | 31/12/2007   | Final  |
| Vodafone(087) ported to O2                          | 13.112          | 10.118    | 7.976    | 0.663         | 0.370    | 0.331   | 01/12/2004     | 31/12/2005   | Final  |
| Vodafone(087) ported to O2                          | 13.112          | 8.368     | 6.116    | 0.663         | 0.370    | 0.331   | 01/01/2006     | 31/12/2006   | Final  |
| Vodafone(087) ported to O2                          | 11.462          | 8.108     | 8.096    | 0.663         | 0.370    | 0.331   | 01/01/2007     | 31/12/2007   | Final  |
| Meteor (085) ported to O2                           | 12.90           | 10.00     | 7.87     | 0             | 0        | 0       | 01/09/2004     | 31/12/2005   | Final  |
| Meteor (085) ported to O2                           | 12.90           | 8.25      | 6.01     | 0             | 0        | 0       | 01/01/2006     | 30/06/2006   | Final  |
| Meteor (085) ported to O2                           | 13.112          | 8.368     | 6.116    | 0.663         | 0.37     | 0.331   | 01/07/2006     | 31/12/2006   | Final  |
| Meteor (085) ported to O2                           | 11.462          | 8.108     | 8.096    | 0.663         | 0.37     | 0.331   | 01/01/2007     | 31/12/2007   | Final  |
| Hutchison (083) ported to O2                        | 12.90           | 10.00     | 7.87     | 0             | 0        | 0       | 01/09/2005     | 31/12/2005   | Final  |
| Hutchison (083) ported to O2                        | 12.90           | 8.25      | 6.01     | 0             | 0        | 0       | 01/01/2006     | 31/12/2006   | Final  |
| Hutchison (083) ported to O2                        | 11.25           | 7.99      | 7.99     | 0             | 0        | 0       | 01/01/2007     | 30/09/2007   | Final  |
| Hutchison (083) ported to O2                        | 11.75           | 8.49      | 8.49     | 0             | 0        | 0       | 01/10/2007     | 31/12/2007   | Final  |
| Tesco Mobile (089) Ported to O2                     | 11.4504         | 8.102     | 8.088    | 0.621         | 0.344    | 0.301   | 01/12/2007     | 31/12/2007   | Final  |
| Vodafone  | 12.90           | 11.42     | 5.97     | 0             | 0        | 0       | 01/09/2004     | 31/12/2005   | Final  |
| Vodafone  | 12.90           | 8.75      | 5.97     | 0             | 0        | 0       | 01/01/2006     | 31/12/2006   | Final  |
| Vodafone  | 12.26           | 8.15      | 5.00     | 0             | 0        | 0       | 01/01/2007     | 31/12/2007   | Final  |
| O2 (086) Ported to Vodafone                         | 13.40           | 11.92     | 6.47     | 0             | 0        | 0       | 01/09/2004     | 31/12/2005   | Final  |
| O2 (086) Ported to Vodafone                         | 13.40           | 9.25      | 6.47     | 0             | 0        | 0       | 01/01/2006     | 31/12/2006   | Final  |
| O2 (086) Ported to Vodafone                         | 12.76           | 8.65      | 5.50     | 0             | 0        | 0       | 01/01/2007     | 31/12/2007   | Final  |
| Meteor (085) ported to Vodafone                     | 12.90           | 11.42     | 5.97     | 0             | 0        | 0       | 01/09/2004     | 31/12/2005   | Final  |
| Meteor (085) ported to Vodafone                     | 12.90           | 8.75      | 5.97     | 0             | 0        | 0       | 01/01/2006     | 30/06/2006   | Final  |
| Meteor (085) ported to Vodafone                     | 13.112          | 8.868     | 6.076    | 0.663         | 0.37     | 0.331   | 01/07/2006     | 31/12/2006   | Final  |
| Meteor (085) ported to Vodafone                     | 12.472          | 8.268     | 5.106    | 0.663         | 0.37     | 0.331   | 01/01/2007     | 31/12/2007   | Final  |
| Hutchison (083) ported to Vodafone                  | 12.90           | 11.42     | 5.97     | 0             | 0        | 0       | 01/09/2005     | 31/12/2005   | Final  |
| Hutchison (083) ported to Vodafone                  | 12.90           | 8.75      | 5.97     | 0             | 0        | 0       | 01/01/2006     | 31/12/2006   | Final  |
| Hutchison (083) ported to Vodafone                  | 12.26           | 8.15      | 5.00     | 0             | 0        | 0       | 01/01/2007     | 30/09/2007   | Final  |
| Hutchison (083) ported to Vodafone                  | 12.76           | 8.65      | 5.50     | 0             | 0        | 0       | 01/10/2007     | 31/12/2007   | Final  |
| Tesco Mobile (089) Ported to Vodafone               | 12.4604         | 8.262     | 5.098    | 0.621         | 0.344    | 0.301   | 01/12/2007     | 31/12/2007   | Final  |
| Hutchison   | 17.776333       | 11.427643 | 8.888167 | 0             | 0        | 0       | 01/10/2003     | 31/12/2007   | Final  |
| Meteor (085) ported to Hutchison                    | 17.776333       | 11.427643 | 8.888167 | 0             | 0        | 0       | 01/09/2005     | 30/06/2006   | Final  |
| Meteor (085) ported to Hutchison                    | 17.988333       | 11.545643 | 8.994167 | 0.663         | 0.37     | 0.331   | 01/07/2006     | 31/12/2007   | Final  |
| Vodafone (087) ported to Hutchison                  | 17.988333       | 11.545643 | 8.994167 | 0.663         | 0.370    | 0.331   | 01/09/2005     | 31/12/2007   | Final  |
| O2 (086) ported to Hutchison                        | 18.276333       | 11.927643 | 9.388167 | 0             | 0        | 0       | 01/09/2005     | 31/12/2007   | Final  |
| Tesco Mobile (089) Ported to Hutchison              | 17.976733       | 11.539643 | 8.986167 | 0.621         | 0.344    | 0.301   | 01/12/2007     | 31/12/2007   | Final  |
| Tesco Mobile  | 18.004          | 12.612    | 10.298   | 0.621         | 0.344    | 0.301   | 01/10/2007     | 31/12/2007   | Final  |
| Meteor (085) ported to Tesco Mobile                 | 18.216          | 12.730    | 10.404   | 1.284         | 0.714    | 0.632   | 01/10/2007     | 31/12/2007   | Final  |
| O2 (086) ported to Tesco Mobile                     | 18.504          | 13.112    | 10.798   | 0.621         | 0.344    | 0.301   | 01/10/2007     | 31/12/2007   | Final  |
| Vodafone (087) ported to Tesco Mobile               | 18.216          | 12.730    | 10.404   | 1.284         | 0.714    | 0.632   | 01/10/2007     | 31/12/2007   | Final  |
| Hutchison (083) ported to Tesco Mobile              | 18.504          | 13.112    | 10.798   | 0.621         | 0.344    | 0.301   | 01/10/2007     | 31/12/2007   | Final  |

Note:  
Table 101 list the payment to the terminating Operator for the services listed in that table.  
Rates are quoted in Euro cent

01/07/2018:15



**Table 101**  
**Mobile Termination Rates (from 01/01/08 to 31/03/10)**

| Operator                               | Cent Per Minute |           |          | Cent Per Call |          |         | Effective from | Effective to | Status |
|--|-----------------|-----------|----------|---------------|----------|---------|----------------|--------------|--------|
|  | Peak            | Off Peak  | Weekend  | Peak          | Off Peak | Weekend |                |              |        |
| Meteor                                 | 15.60           | 9.79      | 7.60     | 0             | 0        | 0       | 01/01/2008     | 31/12/2008   | Final  |
| Meteor                                 | 15.60           | 9.79      | 5.21     | 0             | 0        | 0       | 01/01/2009     | 31/03/2010   | Final  |
| Vodafone (087) ported to Meteor        | 15.812          | 9.908     | 7.706    | 0.663         | 0.370    | 0.331   | 01/01/2008     | 31/12/2008   | Final  |
| Vodafone (087) ported to Meteor        | 15.812          | 9.908     | 5.316    | 0.663         | 0.370    | 0.331   | 01/01/2009     | 31/03/2010   | Final  |
| O2 (086) ported to Meteor              | 16.10           | 10.29     | 8.10     | 0             | 0        | 0       | 01/01/2008     | 31/12/2008   | Final  |
| O2 (086) ported to Meteor              | 16.10           | 10.29     | 5.71     | 0             | 0        | 0       | 01/01/2009     | 31/03/2010   | Final  |
| Hutchison (083) ported to Meteor       | 16.10           | 10.29     | 8.10     | 0             | 0        | 0       | 01/01/2008     | 31/12/2008   | Final  |
| Hutchison (083) ported to Meteor       | 16.10           | 10.29     | 5.71     | 0             | 0        | 0       | 01/01/2009     | 31/03/2010   | Final  |
| Tesco Mobile (089) Ported to Meteor    | 15.8004         | 9.902     | 7.698    | 0.621         | 0.344    | 0.301   | 01/01/2008     | 31/12/2008   | Final  |
| Tesco Mobile (089) Ported to Meteor    | 15.8004         | 9.902     | 5.308    | 0.621         | 0.344    | 0.301   | 01/01/2009     | 30/04/2009   | Final  |
| Tesco Mobile (089) Ported to Meteor    | 16.1000         | 10.290    | 5.710    | 0             | 0        | 0       | 01/05/2009     | 31/03/2010   | Final  |
| O <sub>2</sub>                         | 11.23           | 9.49      | 4.75     | 0             | 0        | 0       | 01/01/2008     | 31/12/2008   | Final  |
| O <sub>2</sub>                         | 10.93           | 8.80      | 4.75     | 0             | 0        | 0       | 01/01/2009     | 31/03/2010   | Final  |
| Vodafone(087) ported to O2             | 11.442          | 9.608     | 4.856    | 0.663         | 0.370    | 0.331   | 01/01/2008     | 31/12/2008   | Final  |
| Vodafone(087) ported to O2             | 11.442          | 8.918     | 4.856    | 0.663         | 0.370    | 0.331   | 01/01/2009     | 31/03/2010   | Final  |
| Meteor (085) ported to O2              | 11.442          | 9.608     | 4.856    | 0.663         | 0.37     | 0.331   | 01/01/2008     | 31/12/2008   | Final  |
| Meteor (085) ported to O2              | 11.442          | 8.918     | 4.856    | 0.663         | 0.37     | 0.331   | 01/01/2009     | 31/03/2010   | Final  |
| Hutchison (083) ported to O2           | 11.73           | 9.99      | 5.25     | 0             | 0        | 0       | 01/01/2008     | 31/12/2008   | Final  |
| Hutchison (083) ported to O2           | 11.43           | 9.30      | 5.25     | 0             | 0        | 0       | 01/01/2009     | 31/03/2010   | Final  |
| Tesco Mobile (089) Ported to O2        | 11.4304         | 9.602     | 4.848    | 0.621         | 0.344    | 0.301   | 01/01/2008     | 31/12/2008   | Final  |
| Tesco Mobile (089) Ported to O2        | 11.1304         | 8.912     | 4.848    | 0.621         | 0.344    | 0.301   | 01/01/2009     | 30/04/2009   | Final  |
| Tesco Mobile (089) Ported to O2        | 11.4300         | 9.300     | 5.250    | 0             | 0        | 0       | 01/05/2009     | 31/03/2010   | Final  |
| Vodafone                               | 11.89           | 7.78      | 4.87     | 0             | 0        | 0       | 01/01/2008     | 31/12/2008   | Final  |
| Vodafone                               | 12.750          | 4.827     | 4.827    | 0             | 0        | 0       | 01/01/2009     | 31/03/2010   | Final  |
| O2 (086) Ported to Vodafone            | 12.39           | 8.28      | 5.37     | 0             | 0        | 0       | 01/01/2008     | 31/12/2008   | Final  |
| O2 (086) Ported to Vodafone            | 13.25           | 5.327     | 5.327    | 0             | 0        | 0       | 01/01/2009     | 31/03/2010   | Final  |
| Meteor (085) ported to Vodafone        | 12.102          | 7.898     | 4.976    | 0.663         | 0.37     | 0.331   | 01/01/2008     | 31/12/2008   | Final  |
| Meteor (085) ported to Vodafone        | 12.962          | 4.945     | 4.933    | 0.663         | 0.37     | 0.331   | 01/01/2009     | 31/03/2010   | Final  |
| Hutchison (083) ported to Vodafone     | 12.39           | 8.28      | 5.37     | 0             | 0        | 0       | 01/01/2008     | 31/12/2008   | Final  |
| Hutchison (083) ported to Vodafone     | 13.25           | 5.327     | 5.327    | 0             | 0        | 0       | 01/01/2009     | 31/03/2010   | Final  |
| Tesco Mobile (089) Ported to Vodafone  | 12.0904         | 7.892     | 4.968    | 0.621         | 0.344    | 0.301   | 01/01/2008     | 31/12/2008   | Final  |
| Tesco Mobile (089) Ported to Vodafone  | 12.9504         | 4.939     | 4.925    | 0.621         | 0.344    | 0.301   | 01/01/2009     | 30/04/2009   | Final  |
| Tesco Mobile (089) Ported to Vodafone  | 13.2500         | 5.327     | 5.327    | 0             | 0        | 0       | 01/05/2009     | 31/03/2010   | Final  |
| Hutchison                              | 17.776333       | 11.427643 | 8.888167 | 0             | 0        | 0       | 01/01/2008     | 31/03/2010   | Final  |
| Meteor (085) ported to Hutchison       | 17.988333       | 11.545643 | 8.994167 | 0.663         | 0.37     | 0.331   | 01/01/2008     | 31/03/2010   | Final  |
| Vodafone (087) ported to Hutchison     | 17.988333       | 11.545643 | 8.994167 | 0.663         | 0.370    | 0.331   | 01/01/2008     | 31/03/2010   | Final  |
| O2 (086) ported to Hutchison           | 18.276333       | 11.927643 | 9.388167 | 0             | 0        | 0       | 01/01/2008     | 31/03/2010   | Final  |
| Tesco Mobile (089) Ported to Hutchison | 17.976733       | 11.539643 | 8.986167 | 0.621         | 0.344    | 0.301   | 01/01/2008     | 30/04/2009   | Final  |
| Tesco Mobile (089) Ported to Hutchison | 18.276333       | 11.927643 | 9.388167 | 0             | 0        | 0       | 01/05/2009     | 31/03/2010   | Final  |
| Tesco Mobile                           | 18.004          | 12.612    | 10.298   | 0.621         | 0.344    | 0.301   | 01/01/2008     | 30/04/2009   | Final  |
| Tesco Mobile                           | 17.800          | 12.500    | 10.200   | 0             | 0        | 0       | 01/05/2009     | 31/12/2009   | Final  |
| Tesco Mobile                           | 17.120          | 12.020    | 9.810    | 0             | 0        | 0       | 01/01/2010     | 31/03/2010   | Final  |
| Meteor (085) ported to Tesco Mobile    | 18.216          | 12.730    | 10.404   | 1.284         | 0.714    | 0.632   | 01/01/2008     | 30/04/2009   | Final  |
| Meteor (085) ported to Tesco Mobile    | 18.012          | 12.618    | 10.306   | 0.663         | 0.37     | 0.331   | 01/05/2009     | 31/12/2009   | Final  |
| Meteor (085) ported to Tesco Mobile    | 17.332          | 12.138    | 9.916    | 0.663         | 0.37     | 0.331   | 01/01/2010     | 31/03/2010   | Final  |
| O2 (086) ported to Tesco Mobile        | 18.504          | 13.112    | 10.798   | 0.621         | 0.344    | 0.301   | 01/01/2008     | 30/04/2009   | Final  |
| O2 (086) ported to Tesco Mobile        | 18.300          | 13.000    | 10.700   | 0             | 0        | 0       | 01/05/2009     | 31/12/2009   | Final  |
| O2 (086) ported to Tesco Mobile        | 17.620          | 12.520    | 10.310   | 0             | 0        | 0       | 01/01/2010     | 31/03/2010   | Final  |
| Vodafone (087) ported to Tesco Mobile  | 18.216          | 12.730    | 10.404   | 1.284         | 0.714    | 0.632   | 01/01/2008     | 30/04/2009   | Final  |
| Vodafone (087) ported to Tesco Mobile  | 18.012          | 12.618    | 10.306   | 0.663         | 0.37     | 0.331   | 01/05/2009     | 31/12/2009   | Final  |
| Vodafone (087) ported to Tesco Mobile  | 17.332          | 12.138    | 9.916    | 0.663         | 0.37     | 0.331   | 01/01/2010     | 31/03/2010   | Final  |
| Hutchison (083) ported to Tesco Mobile | 18.504          | 13.112    | 10.798   | 0.621         | 0.344    | 0.301   | 01/01/2008     | 30/04/2009   | Final  |
| Hutchison (083) ported to Tesco Mobile | 18.300          | 13.000    | 10.700   | 0             | 0        | 0       | 01/05/2009     | 31/12/2009   | Final  |
| Hutchison (083) ported to Tesco Mobile | 17.620          | 12.520    | 10.310   | 0             | 0        | 0       | 01/01/2010     | 31/03/2010   | Final  |

**Note:**  
Table 101 list the payment to the terminating Operator for the services listed in that table.  
Rates are quoted in Euro cent

01/07/2018

Switched Transit Routing and Price List



| Table 101<br>Mobile Termination Rates (from 01/04/10 to 29/06/11) |                 |          |         |               |          |         |                |              |        |
|---|-----------------|----------|---------|---------------|----------|---------|----------------|--------------|--------|
| Operator  | Cent Per Minute |          |         | Cent Per Call |          |         | Effective from | Effective to | Status |
|   | Peak            | Off Peak | Weekend | Peak          | Off Peak | Weekend |                |              |        |
| Meteor  | 10.43           | 9.79     | 5.21    | 0             | 0        | 0       | 01/04/2010     | 30/09/2010   | Final  |
| Meteor  | 10.43           | 8.38     | 4.46    | 0             | 0        | 0       | 01/10/2010     | 30/12/2010   | Final  |
| Meteor  | 10.43           | 1.85     | 1.85    | 0.00          | 0        | 0       | 31/12/2010     | 29/06/2011   | Final  |
| Vodafone (087) ported to Meteor                                   | 10.642          | 9.908    | 5.316   | 0.663         | 0.370    | 0.331   | 01/04/2010     | 30/09/2010   | Final  |
| Vodafone (087) ported to Meteor                                   | 10.642          | 8.498    | 4.566   | 0.663         | 0.370    | 0.331   | 01/10/2010     | 30/12/2010   | Final  |
| Vodafone (087) ported to Meteor                                   | 10.642          | 1.968    | 1.956   | 0.663         | 0.370    | 0.331   | 31/12/2010     | 29/06/2011   | Final  |
| O2 (086) ported to Meteor   | 10.93           | 10.29    | 5.71    | 0             | 0        | 0       | 01/04/2010     | 30/09/2010   | Final  |
| O2 (086) ported to Meteor   | 10.93           | 8.88     | 4.96    | 0             | 0        | 0       | 01/10/2010     | 30/12/2010   | Final  |
| O2 (086) ported to Meteor   | 10.93           | 2.35     | 2.35    | 0             | 0        | 0       | 31/12/2010     | 29/06/2011   | Final  |
| Hutchison (083) ported to Meteor                                  | 10.93           | 10.29    | 5.71    | 0             | 0        | 0       | 01/04/2010     | 30/09/2010   | Final  |
| Hutchison (083) ported to Meteor                                  | 10.93           | 8.88     | 4.96    | 0             | 0        | 0       | 01/10/2010     | 30/12/2010   | Final  |
| Hutchison (083) ported to Meteor                                  | 10.93           | 2.35     | 2.35    | 0             | 0        | 0       | 31/12/2010     | 29/06/2011   | Final  |
| Tesco Mobile (089) Ported to Meteor                               | 10.93           | 10.29    | 5.71    | 0             | 0        | 0       | 01/04/2010     | 30/09/2010   | Final  |
| Tesco Mobile (089) Ported to Meteor                               | 10.93           | 8.88     | 4.96    | 0             | 0        | 0       | 01/10/2010     | 30/12/2010   | Final  |
| Tesco Mobile (089) Ported to Meteor                               | 10.93           | 2.35     | 2.35    | 0             | 0        | 0       | 31/12/2010     | 29/06/2011   | Final  |
|   |                 |          |         |               |          |         |                |              |        |
| O <sub>2</sub>  | 8.88            | 7.15     | 3.86    | 0             | 0        | 0       | 01/04/2010     | 30/12/2010   | Final  |
| O <sub>2</sub>  | 6.83            | 3.93     | 3.40    | 0             | 0        | 0       | 31/12/2010     | 29/06/2011   | Final  |
| Vodafone(087) ported to O2  | 9.092           | 7.268    | 3.966   | 0.663         | 0.370    | 0.331   | 01/04/2010     | 30/12/2010   | Final  |
| Vodafone(087) ported to O2  | 7.042           | 4.048    | 3.506   | 0.663         | 0.370    | 0.331   | 31/12/2010     | 29/06/2011   | Final  |
| Meteor (085) ported to O2   | 9.092           | 7.268    | 3.966   | 0.663         | 0.370    | 0.331   | 01/04/2010     | 30/12/2010   | Final  |
| Meteor (085) ported to O2   | 7.042           | 4.048    | 3.506   | 0.663         | 0.370    | 0.331   | 31/12/2010     | 29/06/2011   | Final  |
| Hutchison (083) ported to O2                                      | 9.38            | 7.65     | 4.36    | 0             | 0        | 0       | 01/04/2010     | 30/12/2010   | Final  |
| Hutchison (083) ported to O2                                      | 7.33            | 4.43     | 3.90    | 0             | 0        | 0       | 31/12/2010     | 29/06/2011   | Final  |
| Tesco Mobile (089) Ported to O2                                   | 9.38            | 7.65     | 4.36    | 0             | 0        | 0       | 01/04/2010     | 30/12/2010   | Final  |
| Tesco Mobile (089) Ported to O2                                   | 7.33            | 4.43     | 3.90    | 0             | 0        | 0       | 31/12/2010     | 29/06/2011   | Final  |
|   |                 |          |         |               |          |         |                |              |        |
| Vodafone  | 9.549           | 4.827    | 4.827   | 0             | 0        | 0       | 01/04/2010     | 30/12/2010   | Final  |
| Vodafone  | 6.942           | 3.509    | 3.509   | 0             | 0        | 0       | 31/12/2010     | 29/06/2011   | Final  |
| O2 (086) Ported to Vodafone                                       | 10.049          | 5.327    | 5.327   | 0             | 0        | 0       | 01/04/2010     | 30/12/2010   | Final  |
| O2 (086) Ported to Vodafone                                       | 7.442           | 4.009    | 4.009   | 0             | 0        | 0       | 31/12/2010     | 29/06/2011   | Final  |
| Meteor (085) ported to Vodafone                                   | 9.761           | 4.945    | 4.933   | 0.663         | 0.37     | 0.331   | 01/04/2010     | 30/12/2010   | Final  |
| Meteor (085) ported to Vodafone                                   | 7.154           | 3.627    | 3.615   | 0.663         | 0.370    | 0.331   | 31/12/2010     | 29/06/2011   | Final  |
| Hutchison (083) ported to Vodafone                                | 10.049          | 5.327    | 5.327   | 0             | 0        | 0       | 01/04/2010     | 30/12/2010   | Final  |
| Hutchison (083) ported to Vodafone                                | 7.442           | 4.009    | 4.009   | 0             | 0        | 0       | 31/12/2010     | 29/06/2011   | Final  |
| Tesco Mobile (089) Ported to Vodafone                             | 10.049          | 5.327    | 5.327   | 0             | 0        | 0       | 01/04/2010     | 30/12/2010   | Final  |
| Tesco Mobile (089) Ported to Vodafone                             | 7.442           | 4.009    | 4.009   | 0             | 0        | 0       | 31/12/2010     | 29/06/2011   | Final  |
|   |                 |          |         |               |          |         |                |              |        |
| Hutchison   | 17.78           | 6.90     | 8.89    | 0             | 0        | 0       | 01/04/2010     | 30/12/2010   | Final  |
| Hutchison   | 13.88           | 2.00     | 8.89    | 0             | 0        | 0       | 31/12/2010     | 29/06/2011   | Final  |
| Meteor (085) ported to Hutchison                                  | 17.992          | 7.018    | 8.996   | 0.663         | 0.370    | 0.331   | 01/04/2010     | 30/12/2010   | Final  |
| Meteor (085) ported to Hutchison                                  | 14.092          | 2.118    | 8.996   | 0.663         | 0.370    | 0.331   | 31/12/2010     | 29/06/2011   | Final  |
| Vodafone (087) ported to Hutchison                                | 17.992          | 7.018    | 8.996   | 0.663         | 0.370    | 0.331   | 01/04/2010     | 30/12/2010   | Final  |
| Vodafone (087) ported to Hutchison                                | 14.092          | 2.118    | 8.996   | 0.663         | 0.370    | 0.331   | 31/12/2010     | 29/06/2011   | Final  |
| O2 (086) ported to Hutchison                                      | 18.28           | 7.40     | 9.39    | 0             | 0        | 0       | 01/04/2010     | 30/12/2010   | Final  |
| O2 (086) ported to Hutchison                                      | 14.38           | 2.50     | 9.39    | 0             | 0        | 0       | 31/12/2010     | 29/06/2011   | Final  |
| Tesco Mobile (089) Ported to Hutchison                            | 18.28           | 7.40     | 9.39    | 0             | 0        | 0       | 01/04/2010     | 30/12/2010   | Final  |
| Tesco Mobile (089) Ported to Hutchison                            | 14.38           | 2.50     | 9.39    | 0             | 0        | 0       | 31/12/2010     | 29/06/2011   | Final  |
|   |                 |          |         |               |          |         |                |              |        |
| Tesco Mobile  | 17.120          | 12.020   | 9.810   | 0             | 0        | 0       | 01/04/2010     | 29/06/2011   | Final  |
| Meteor (085) ported to Tesco Mobile                               | 17.332          | 12.138   | 9.916   | 0.663         | 0.37     | 0.331   | 01/04/2010     | 29/06/2011   | Final  |
| O2 (086) ported to Tesco Mobile                                   | 17.620          | 12.520   | 10.310  | 0             | 0        | 0       | 01/04/2010     | 29/06/2011   | Final  |
| Vodafone (087) ported to Tesco Mobile                             | 17.332          | 12.138   | 9.916   | 0.663         | 0.37     | 0.331   | 01/04/2010     | 29/06/2011   | Final  |
| Hutchison (083) ported to Tesco Mobile                            | 17.620          | 12.520   | 10.310  | 0             | 0        | 0       | 01/04/2010     | 29/06/2011   | Final  |

01/07/2018 Note:  
Table 101 list the payment to the terminating Operator for the services listed in that table.  
Rates are quoted in Euro cent



| Table 101<br>Mobile Termination Rates (from 30/06/11 to 30/12/11) |                 |          |         |               |          |         |                |              |        |
|---|-----------------|----------|---------|---------------|----------|---------|----------------|--------------|--------|
| Operator  | Cent Per Minute |          |         | Cent Per Call |          |         | Effective from | Effective to | Status |
|   | Peak            | Off Peak | Weekend | Peak          | Off Peak | Weekend |                |              |        |
| Meteor  | 8.500           | 1.000    | 1.000   | 0.000         | 0.000    | 0.000   | 30/06/2011     | 30/12/2011   | Final  |
| Vodafone (087) ported to Meteor                                   | 8.712           | 1.118    | 1.106   | 0.663         | 0.370    | 0.331   | 30/06/2011     | 30/12/2011   | Final  |
| O2 (086) ported to Meteor   | 9.000           | 1.500    | 1.500   | 0.000         | 0.000    | 0.000   | 30/06/2011     | 30/12/2011   | Final  |
| Hutchison (083) ported to Meteor                                  | 9.000           | 1.500    | 1.500   | 0.000         | 0.000    | 0.000   | 30/06/2011     | 30/12/2011   | Final  |
| Tesco Mobile (089) Ported to Meteor                               | 9.000           | 1.500    | 1.500   | 0.000         | 0.000    | 0.000   | 30/06/2011     | 30/12/2011   | Final  |
| Lycamobile (089) ported to Meteor                                 | 9.000           | 1.500    | 1.500   | 0.000         | 0.000    | 0.000   | 01/08/2011     | 30/12/2011   | Final  |
| O2  | 5.980           | 2.800    | 2.860   | 0.000         | 0.000    | 0.000   | 30/06/2011     | 30/12/2011   | Final  |
| Vodafone(087) ported to O2  | 6.192           | 2.918    | 2.966   | 0.663         | 0.370    | 0.331   | 30/06/2011     | 30/12/2011   | Final  |
| Meteor (085) ported to O2   | 6.192           | 2.918    | 2.966   | 0.663         | 0.370    | 0.331   | 30/06/2011     | 30/12/2011   | Final  |
| Hutchison (083) ported to O2                                      | 6.480           | 3.300    | 3.360   | 0.000         | 0.000    | 0.000   | 30/06/2011     | 30/12/2011   | Final  |
| Tesco Mobile (089) Ported to O2                                   | 6.480           | 3.300    | 3.360   | 0.000         | 0.000    | 0.000   | 30/06/2011     | 30/12/2011   | Final  |
| Lycamobile (089) ported to O2                                     | 6.480           | 3.300    | 3.360   | 0.000         | 0.000    | 0.000   | 01/08/2011     | 30/12/2011   | Final  |
| Vodafone  | 5.840           | 2.950    | 2.950   | 0.000         | 0.000    | 0.000   | 30/06/2011     | 30/12/2011   | Final  |
| O2 (086) Ported to Vodafone                                       | 6.340           | 3.450    | 3.450   | 0.000         | 0.000    | 0.000   | 30/06/2011     | 30/12/2011   | Final  |
| Meteor (085) ported to Vodafone                                   | 6.052           | 3.068    | 3.056   | 0.663         | 0.370    | 0.331   | 30/06/2011     | 30/12/2011   | Final  |
| Hutchison (083) ported to Vodafone                                | 6.340           | 3.450    | 3.450   | 0.000         | 0.000    | 0.000   | 30/06/2011     | 30/12/2011   | Final  |
| Tesco Mobile (089) Ported to Vodafone                             | 6.340           | 3.450    | 3.450   | 0.000         | 0.000    | 0.000   | 30/06/2011     | 30/12/2011   | Final  |
| Lycamobile (089) ported to Vodafone                               | 6.340           | 3.450    | 3.450   | 0.000         | 0.000    | 0.000   | 01/08/2011     | 30/12/2011   | Final  |
| Hutchison   | 13.880          | 2.000    | 3.910   | 0.000         | 0.000    | 0.000   | 30/06/2011     | 30/12/2011   | Final  |
| Meteor (085) ported to Hutchison                                  | 14.092          | 2.118    | 4.016   | 0.663         | 0.370    | 0.331   | 30/06/2011     | 30/12/2011   | Final  |
| Vodafone (087) ported to Hutchison                                | 14.092          | 2.118    | 4.016   | 0.663         | 0.370    | 0.331   | 30/06/2011     | 30/12/2011   | Final  |
| O2 (086) ported to Hutchison                                      | 14.380          | 2.500    | 4.410   | 0.000         | 0.000    | 0.000   | 30/06/2011     | 30/12/2011   | Final  |
| Tesco Mobile (089) Ported to Hutchison                            | 14.380          | 2.500    | 4.410   | 0.000         | 0.000    | 0.000   | 30/06/2011     | 30/12/2011   | Final  |
| Lycamobile (089) ported to Hutchison                              | 14.380          | 2.500    | 4.410   | 0.000         | 0.000    | 0.000   | 01/08/2011     | 30/12/2011   | Final  |
| Tesco Mobile  | 17.120          | 12.020   | 9.810   | 0.000         | 0.000    | 0.000   | 30/06/2011     | 30/12/2011   | Final  |
| Meteor (085) ported to Tesco Mobile                               | 17.332          | 12.138   | 9.916   | 0.663         | 0.370    | 0.331   | 30/06/2011     | 30/12/2011   | Final  |
| O2 (086) ported to Tesco Mobile                                   | 17.620          | 12.520   | 10.310  | 0.000         | 0.000    | 0.000   | 30/06/2011     | 30/12/2011   | Final  |
| Vodafone (087) ported to Tesco Mobile                             | 17.332          | 12.138   | 9.916   | 0.663         | 0.370    | 0.331   | 30/06/2011     | 30/12/2011   | Final  |
| Hutchison (083) ported to Tesco Mobile                            | 17.620          | 12.520   | 10.310  | 0.000         | 0.000    | 0.000   | 30/06/2011     | 30/12/2011   | Final  |
| Lycamobile (089) ported to Tesco Mobile                           | 17.620          | 12.520   | 10.310  | 0.000         | 0.000    | 0.000   | 01/08/2011     | 30/12/2011   | Final  |
| Lycamobile  | 13.790          | 13.790   | 13.790  | 0.000         | 0.000    | 0.000   | 01/08/2011     | 30/12/2011   | Final  |
| Meteor (085) ported to Lycamobile                                 | 14.002          | 13.908   | 13.896  | 0.663         | 0.370    | 0.331   | 01/08/2011     | 30/12/2011   | Final  |
| O2 (086) ported to Lycamobile                                     | 14.290          | 14.290   | 14.290  | 0.000         | 0.000    | 0.000   | 01/08/2011     | 30/12/2011   | Final  |
| Vodafone (087) ported to Lycamobile                               | 14.002          | 13.908   | 13.896  | 0.663         | 0.370    | 0.331   | 01/08/2011     | 30/12/2011   | Final  |
| Hutchison (083) ported to Lycamobile                              | 14.290          | 14.290   | 14.290  | 0.000         | 0.000    | 0.000   | 01/08/2011     | 30/12/2011   | Final  |
| Tesco Mobile (089) Ported to Lycamobile                           | 14.290          | 14.290   | 14.290  | 0.000         | 0.000    | 0.000   | 01/08/2011     | 30/12/2011   | Final  |

**Note:**  
Table 101 list the payment to the terminating Operator for the services listed in that table.  
Rates are quoted in Euro cent

# Switched Transit Routing and Price List

| Table 101<br>Mobile Termination Rates (from 31/12/11 to 29/06/12) |                 |          |         |               |          |         |                |              |        |
|---|-----------------|----------|---------|---------------|----------|---------|----------------|--------------|--------|
| Operator  | Cent Per Minute |          |         | Cent Per Call |          |         | Effective from | Effective to | Status |
|   | Peak            | Off Peak | Weekend | Peak          | Off Peak | Weekend |                |              |        |
| Meteor  | 7.380           | 1.000    | 1.000   | 0.000         | 0.000    | 0.000   | 31/12/2011     | 29/06/2012   | Final  |
| Vodafone (087) ported to Meteor                                   | 7.592           | 1.118    | 1.106   | 0.663         | 0.370    | 0.331   | 31/12/2011     | 29/06/2012   | Final  |
| O2 (086) ported to Meteor   | 7.880           | 1.500    | 1.500   | 0.000         | 0.000    | 0.000   | 31/12/2011     | 29/06/2012   | Final  |
| Hutchison (083) ported to Meteor                                  | 7.880           | 1.500    | 1.500   | 0.000         | 0.000    | 0.000   | 31/12/2011     | 29/06/2012   | Final  |
| Tesco Mobile (089) Ported to Meteor                               | 7.880           | 1.500    | 1.500   | 0.000         | 0.000    | 0.000   | 31/12/2011     | 29/06/2012   | Final  |
| Lycamobile (089) ported to Meteor                                 | 7.880           | 1.500    | 1.500   | 0.000         | 0.000    | 0.000   | 31/12/2011     | 29/06/2012   | Final  |
| O2  | 5.680           | 2.090    | 2.140   | 0.000         | 0.000    | 0.000   | 31/12/2011     | 29/06/2012   | Final  |
| Vodafone(087) ported to O2  | 5.892           | 2.208    | 2.246   | 0.663         | 0.370    | 0.331   | 31/12/2011     | 29/06/2012   | Final  |
| Meteor (085) ported to O2   | 5.892           | 2.208    | 2.246   | 0.663         | 0.370    | 0.331   | 31/12/2011     | 29/06/2012   | Final  |
| Hutchison (083) ported to O2                                      | 6.180           | 2.590    | 2.640   | 0.000         | 0.000    | 0.000   | 31/12/2011     | 29/06/2012   | Final  |
| Tesco Mobile (089) Ported to O2                                   | 6.180           | 2.590    | 2.640   | 0.000         | 0.000    | 0.000   | 31/12/2011     | 29/06/2012   | Final  |
| Lycamobile (089) ported to O2                                     | 6.180           | 2.590    | 2.640   | 0.000         | 0.000    | 0.000   | 31/12/2011     | 29/06/2012   | Final  |
| Vodafone  | 5.220           | 2.640    | 2.640   | 0.000         | 0.000    | 0.000   | 31/12/2011     | 29/06/2012   | Final  |
| O2 (086) Ported to Vodafone                                       | 5.720           | 3.140    | 3.140   | 0.000         | 0.000    | 0.000   | 31/12/2011     | 29/06/2012   | Final  |
| Meteor (085) ported to Vodafone                                   | 5.432           | 2.758    | 2.746   | 0.663         | 0.370    | 0.331   | 31/12/2011     | 29/06/2012   | Final  |
| Hutchison (083) ported to Vodafone                                | 5.720           | 3.140    | 3.140   | 0.000         | 0.000    | 0.000   | 31/12/2011     | 29/06/2012   | Final  |
| Tesco Mobile (089) Ported to Vodafone                             | 5.720           | 3.140    | 3.140   | 0.000         | 0.000    | 0.000   | 31/12/2011     | 29/06/2012   | Final  |
| Lycamobile (089) ported to Vodafone                               | 5.720           | 3.140    | 3.140   | 0.000         | 0.000    | 0.000   | 31/12/2011     | 29/06/2012   | Final  |
| Hutchison   | 13.880          | 1.000    | 2.000   | 0.000         | 0.000    | 0.000   | 31/12/2011     | 29/06/2012   | Final  |
| Meteor (085) ported to Hutchison                                  | 14.092          | 1.118    | 2.106   | 0.663         | 0.370    | 0.331   | 31/12/2011     | 29/06/2012   | Final  |
| Vodafone (087) ported to Hutchison                                | 14.092          | 1.118    | 2.106   | 0.663         | 0.370    | 0.331   | 31/12/2011     | 29/06/2012   | Final  |
| O2 (086) ported to Hutchison                                      | 14.380          | 1.500    | 2.500   | 0.000         | 0.000    | 0.000   | 31/12/2011     | 29/06/2012   | Final  |
| Tesco Mobile (089) Ported to Hutchison                            | 14.380          | 1.500    | 2.500   | 0.000         | 0.000    | 0.000   | 31/12/2011     | 29/06/2012   | Final  |
| Lycamobile (089) ported to Hutchison                              | 14.380          | 1.500    | 2.500   | 0.000         | 0.000    | 0.000   | 31/12/2011     | 29/06/2012   | Final  |
| Tesco Mobile  | 17.120          | 12.020   | 9.810   | 0.000         | 0.000    | 0.000   | 31/12/2011     | 31/01/2012   | Final  |
| Meteor (085) ported to Tesco Mobile                               | 17.332          | 12.138   | 9.916   | 0.663         | 0.370    | 0.331   | 31/12/2011     | 31/01/2012   | Final  |
| O2 (086) ported to Tesco Mobile                                   | 17.620          | 12.520   | 10.310  | 0.000         | 0.000    | 0.000   | 31/12/2011     | 31/01/2012   | Final  |
| Vodafone (087) ported to Tesco Mobile                             | 17.332          | 12.138   | 9.916   | 0.663         | 0.370    | 0.331   | 31/12/2011     | 31/01/2012   | Final  |
| Hutchison (083) ported to Tesco Mobile                            | 17.620          | 12.520   | 10.310  | 0.000         | 0.000    | 0.000   | 31/12/2011     | 31/01/2012   | Final  |
| Lycamobile (089) ported to Tesco Mobile                           | 17.620          | 12.520   | 10.310  | 0.000         | 0.000    | 0.000   | 31/12/2011     | 31/01/2012   | Final  |
| Tesco Mobile  | 15.410          | 10.820   | 8.830   | 0.000         | 0.000    | 0.000   | 01/02/2012     | 29/06/2012   | Final  |
| Meteor (085) ported to Tesco Mobile                               | 15.622          | 10.938   | 8.936   | 0.663         | 0.370    | 0.331   | 01/02/2012     | 29/06/2012   | Final  |
| O2 (086) ported to Tesco Mobile                                   | 15.910          | 11.320   | 9.330   | 0.000         | 0.000    | 0.000   | 01/02/2012     | 29/06/2012   | Final  |
| Vodafone (087) ported to Tesco Mobile                             | 15.622          | 10.938   | 8.936   | 0.663         | 0.370    | 0.331   | 01/02/2012     | 29/06/2012   | Final  |
| Hutchison (083) ported to Tesco Mobile                            | 15.910          | 11.320   | 9.330   | 0.000         | 0.000    | 0.000   | 01/02/2012     | 29/06/2012   | Final  |
| Lycamobile (089) ported to Tesco Mobile                           | 15.910          | 11.320   | 9.330   | 0.000         | 0.000    | 0.000   | 01/02/2012     | 29/06/2012   | Final  |
| Lycamobile  | 13.790          | 13.790   | 13.790  | 0.000         | 0.000    | 0.000   | 31/12/2011     | 29/06/2012   | Final  |
| Meteor (085) ported to Lycamobile                                 | 14.002          | 13.908   | 13.896  | 0.663         | 0.370    | 0.331   | 31/12/2011     | 29/06/2012   | Final  |
| O2 (086) ported to Lycamobile                                     | 14.290          | 14.290   | 14.290  | 0.000         | 0.000    | 0.000   | 31/12/2011     | 29/06/2012   | Final  |
| Vodafone (087) ported to Lycamobile                               | 14.002          | 13.908   | 13.896  | 0.663         | 0.370    | 0.331   | 31/12/2011     | 29/06/2012   | Final  |
| Hutchison (083) ported to Lycamobile                              | 14.290          | 14.290   | 14.290  | 0.000         | 0.000    | 0.000   | 31/12/2011     | 29/06/2012   | Final  |
| Tesco Mobile (089) Ported to Lycamobile                           | 14.290          | 14.290   | 14.290  | 0.000         | 0.000    | 0.000   | 31/12/2011     | 29/06/2012   | Final  |

**Note:**  
Table 101 list the payment to the terminating Operator for the services listed in that table.  
Rates are quoted in Euro cent



| Table 101  |                 |          |         |               |          |         |                |              |        |
|--|-----------------|----------|---------|---------------|----------|---------|----------------|--------------|--------|
| Mobile Termination Rates (from 30/06/12 to 31/12/2012) |                 |          |         |               |          |         |                |              |        |
| Operator   | Cent Per Minute |          |         | Cent Per Call |          |         | Effective from | Effective to | Status |
|  | Peak            | Off Peak | Weekend | Peak          | Off Peak | Weekend |                |              |        |
| Meteor   | 6.590           | 1.000    | 1.000   | 0.000         | 0.000    | 0.000   | 30/06/2012     | 31/12/2012   | Final  |
| Vodafone (087) ported to Meteor                        | 6.802           | 1.118    | 1.106   | 0.663         | 0.370    | 0.331   | 30/06/2012     | 31/12/2012   | Final  |
| O2 (086) ported to Meteor                              | 7.090           | 1.500    | 1.500   | 0.000         | 0.000    | 0.000   | 30/06/2012     | 31/12/2012   | Final  |
| Hutchison (083) ported to Meteor                       | 7.090           | 1.500    | 1.500   | 0.000         | 0.000    | 0.000   | 30/06/2012     | 31/12/2012   | Final  |
| Tesco Mobile (089) Ported to Meteor                    | 7.090           | 1.500    | 1.500   | 0.000         | 0.000    | 0.000   | 30/06/2012     | 31/12/2012   | Final  |
| Lycamobile (089) ported to Meteor                      | 7.090           | 1.500    | 1.500   | 0.000         | 0.000    | 0.000   | 30/06/2012     | 31/12/2012   | Final  |
| O2   | 5.180           | 1.920    | 1.960   | 0.000         | 0.000    | 0.000   | 30/06/2012     | 31/12/2012   | Final  |
| Vodafone(087) ported to O2                             | 5.392           | 2.038    | 2.066   | 0.663         | 0.370    | 0.331   | 30/06/2012     | 31/12/2012   | Final  |
| Meteor (085) ported to O2                              | 5.392           | 2.038    | 2.066   | 0.663         | 0.370    | 0.331   | 30/06/2012     | 31/12/2012   | Final  |
| Hutchison (083) ported to O2                           | 5.680           | 2.420    | 2.460   | 0.000         | 0.000    | 0.000   | 30/06/2012     | 31/12/2012   | Final  |
| Tesco Mobile (089) Ported to O2                        | 5.680           | 2.420    | 2.460   | 0.000         | 0.000    | 0.000   | 30/06/2012     | 31/12/2012   | Final  |
| Lycamobile (089) ported to O2                          | 5.680           | 2.420    | 2.460   | 0.000         | 0.000    | 0.000   | 30/06/2012     | 31/12/2012   | Final  |
| Vodafone   | 4.770           | 2.410    | 2.410   | 0.000         | 0.000    | 0.000   | 30/06/2012     | 31/12/2012   | Final  |
| O2 (086) Ported to Vodafone                            | 5.270           | 2.910    | 2.910   | 0.000         | 0.000    | 0.000   | 30/06/2012     | 31/12/2012   | Final  |
| Meteor (085) ported to Vodafone                        | 4.982           | 2.528    | 2.516   | 0.663         | 0.370    | 0.331   | 30/06/2012     | 31/12/2012   | Final  |
| Hutchison (083) ported to Vodafone                     | 5.270           | 2.910    | 2.910   | 0.000         | 0.000    | 0.000   | 30/06/2012     | 31/12/2012   | Final  |
| Tesco Mobile (089) Ported to Vodafone                  | 5.270           | 2.910    | 2.910   | 0.000         | 0.000    | 0.000   | 30/06/2012     | 31/12/2012   | Final  |
| Lycamobile (089) ported to Vodafone                    | 5.270           | 2.910    | 2.910   | 0.000         | 0.000    | 0.000   | 30/06/2012     | 31/12/2012   | Final  |
| Hutchison  | 11.380          | 6.000    | 0.500   | 0.000         | 0.000    | 0.000   | 30/06/2012     | 31/12/2012   | Final  |
| Meteor (085) ported to Hutchison                       | 11.592          | 6.118    | 0.606   | 0.663         | 0.370    | 0.331   | 30/06/2012     | 31/12/2012   | Final  |
| Vodafone (087) ported to Hutchison                     | 11.592          | 6.118    | 0.606   | 0.663         | 0.370    | 0.331   | 30/06/2012     | 31/12/2012   | Final  |
| O2 (086) ported to Hutchison                           | 11.880          | 6.500    | 1.000   | 0.000         | 0.000    | 0.000   | 30/06/2012     | 31/12/2012   | Final  |
| Tesco Mobile (089) Ported to Hutchison                 | 11.880          | 6.500    | 1.000   | 0.000         | 0.000    | 0.000   | 30/06/2012     | 31/12/2012   | Final  |
| Lycamobile (089) ported to Hutchison                   | 11.880          | 6.500    | 1.000   | 0.000         | 0.000    | 0.000   | 30/06/2012     | 31/12/2012   | Final  |
| Tesco Mobile   | 15.410          | 10.820   | 8.830   | 0.000         | 0.000    | 0.000   | 30/06/2012     | 31/07/2012   | Final  |
| Meteor (085) ported to Tesco Mobile                    | 15.622          | 10.938   | 8.936   | 0.663         | 0.370    | 0.331   | 30/06/2012     | 31/07/2012   | Final  |
| O2 (086) ported to Tesco Mobile                        | 15.910          | 11.320   | 9.330   | 0.000         | 0.000    | 0.000   | 30/06/2012     | 31/07/2012   | Final  |
| Vodafone (087) ported to Tesco Mobile                  | 15.622          | 10.938   | 8.936   | 0.663         | 0.370    | 0.331   | 30/06/2012     | 31/07/2012   | Final  |
| Hutchison (083) ported to Tesco Mobile                 | 15.910          | 11.320   | 9.330   | 0.000         | 0.000    | 0.000   | 30/06/2012     | 31/07/2012   | Final  |
| Lycamobile (089) ported to Tesco Mobile                | 15.910          | 11.320   | 9.330   | 0.000         | 0.000    | 0.000   | 30/06/2012     | 31/07/2012   | Final  |
| Tesco Mobile   | 15.010          | 10.420   | 8.430   | 0.000         | 0.000    | 0.000   | 01/08/2012     | 31/12/2012   | Final  |
| Meteor (085) ported to Tesco Mobile                    | 15.222          | 10.538   | 8.536   | 0.663         | 0.370    | 0.331   | 01/08/2012     | 31/12/2012   | Final  |
| O2 (086) ported to Tesco Mobile                        | 15.510          | 10.920   | 8.930   | 0.000         | 0.000    | 0.000   | 01/08/2012     | 31/12/2012   | Final  |
| Vodafone (087) ported to Tesco Mobile                  | 15.222          | 10.538   | 8.536   | 0.663         | 0.370    | 0.331   | 01/08/2012     | 31/12/2012   | Final  |
| Hutchison (083) ported to Tesco Mobile                 | 15.510          | 10.920   | 8.930   | 0.000         | 0.000    | 0.000   | 01/08/2012     | 31/12/2012   | Final  |
| Lycamobile (089) ported to Tesco Mobile                | 15.510          | 10.920   | 8.930   | 0.000         | 0.000    | 0.000   | 01/08/2012     | 31/12/2012   | Final  |
| Lycamobile   | 13.790          | 13.790   | 13.790  | 0.000         | 0.000    | 0.000   | 30/06/2012     | 31/12/2012   | Final  |
| Meteor (085) ported to Lycamobile                      | 14.002          | 13.908   | 13.896  | 0.663         | 0.370    | 0.331   | 30/06/2012     | 31/12/2012   | Final  |
| O2 (086) ported to Lycamobile                          | 14.290          | 14.290   | 14.290  | 0.000         | 0.000    | 0.000   | 30/06/2012     | 31/12/2012   | Final  |
| Vodafone (087) ported to Lycamobile                    | 14.002          | 13.908   | 13.896  | 0.663         | 0.370    | 0.331   | 30/06/2012     | 31/12/2012   | Final  |
| Hutchison (083) ported to Lycamobile                   | 14.290          | 14.290   | 14.290  | 0.000         | 0.000    | 0.000   | 30/06/2012     | 31/12/2012   | Final  |
| Tesco Mobile (089) Ported to Lycamobile                | 14.290          | 14.290   | 14.290  | 0.000         | 0.000    | 0.000   | 30/06/2012     | 31/12/2012   | Final  |

**Note:**  
Table 101 list the payment to the terminating Operator for the services listed in that table.  
Rates are quoted in Euro cent





| Table 101<br>Mobile Termination Rates (from 01/01/2013 to 30/06/2013) |                 |          |         |               |          |         |                |              |        |
|---|-----------------|----------|---------|---------------|----------|---------|----------------|--------------|--------|
| Operator  | Cent Per Minute |          |         | Cent Per Call |          |         | Effective from | Effective to | Status |
|   | Peak            | Off Peak | Weekend | Peak          | Off Peak | Weekend |                |              |        |
| Meteor  | 4.250           | 1.000    | 1.000   | 0.000         | 0.000    | 0.000   | 01/01/2013     | 30/06/2013   | Final  |
| Vodafone (087) ported to Meteor                                       | 4.462           | 1.118    | 1.106   | 0.663         | 0.370    | 0.331   | 01/01/2013     | 30/06/2013   | Final  |
| O2 (086) ported to Meteor   | 4.750           | 1.500    | 1.500   | 0.000         | 0.000    | 0.000   | 01/01/2013     | 30/06/2013   | Final  |
| Hutchison (083) ported to Meteor                                      | 4.750           | 1.500    | 1.500   | 0.000         | 0.000    | 0.000   | 01/01/2013     | 30/06/2013   | Final  |
| Tesco Mobile (089) Ported to Meteor                                   | 4.750           | 1.500    | 1.500   | 0.000         | 0.000    | 0.000   | 01/01/2013     | 30/06/2013   | Final  |
| Lycamobile (089) ported to Meteor                                     | 4.750           | 1.500    | 1.500   | 0.000         | 0.000    | 0.000   | 01/01/2013     | 30/06/2013   | Final  |
| O2  | 3.650           | 1.440    | 1.300   | 0.000         | 0.000    | 0.000   | 01/01/2013     | 30/06/2013   | Final  |
| Vodafone(087) ported to O2  | 3.862           | 1.558    | 1.406   | 0.663         | 0.370    | 0.331   | 01/01/2013     | 30/06/2013   | Final  |
| Meteor (085) ported to O2   | 3.862           | 1.558    | 1.406   | 0.663         | 0.370    | 0.331   | 01/01/2013     | 30/06/2013   | Final  |
| Hutchison (083) ported to O2  | 4.150           | 1.940    | 1.800   | 0.000         | 0.000    | 0.000   | 01/01/2013     | 30/06/2013   | Final  |
| Tesco Mobile (089) Ported to O2                                       | 4.150           | 1.940    | 1.800   | 0.000         | 0.000    | 0.000   | 01/01/2013     | 30/06/2013   | Final  |
| Lycamobile (089) ported to O2   | 4.150           | 1.940    | 1.800   | 0.000         | 0.000    | 0.000   | 01/01/2013     | 30/06/2013   | Final  |
| Vodafone  | 2.600           | 2.600    | 2.600   | 0.000         | 0.000    | 0.000   | 01/01/2013     | 30/06/2013   | Final  |
| O2 (086) Ported to Vodafone   | 3.100           | 3.100    | 3.100   | 0.000         | 0.000    | 0.000   | 01/01/2013     | 30/06/2013   | Final  |
| Meteor (085) ported to Vodafone                                       | 2.812           | 2.718    | 2.706   | 0.663         | 0.370    | 0.331   | 01/01/2013     | 30/06/2013   | Final  |
| Hutchison (083) ported to Vodafone                                    | 3.100           | 3.100    | 3.100   | 0.000         | 0.000    | 0.000   | 01/01/2013     | 30/06/2013   | Final  |
| Tesco Mobile (089) Ported to Vodafone                                 | 3.100           | 3.100    | 3.100   | 0.000         | 0.000    | 0.000   | 01/01/2013     | 30/06/2013   | Final  |
| Lycamobile (089) ported to Vodafone                                   | 3.100           | 3.100    | 3.100   | 0.000         | 0.000    | 0.000   | 01/01/2013     | 30/06/2013   | Final  |
| Hutchison   | 4.400           | 1.000    | 0.500   | 0.000         | 0.000    | 0.000   | 01/01/2013     | 30/06/2013   | Final  |
| Meteor (085) ported to Hutchison                                      | 4.612           | 1.118    | 0.606   | 0.663         | 0.370    | 0.331   | 01/01/2013     | 30/06/2013   | Final  |
| Vodafone (087) ported to Hutchison                                    | 4.612           | 1.118    | 0.606   | 0.663         | 0.370    | 0.331   | 01/01/2013     | 30/06/2013   | Final  |
| O2 (086) ported to Hutchison  | 4.900           | 1.500    | 1.000   | 0.000         | 0.000    | 0.000   | 01/01/2013     | 30/06/2013   | Final  |
| Tesco Mobile (089) Ported to Hutchison                                | 4.900           | 1.500    | 1.000   | 0.000         | 0.000    | 0.000   | 01/01/2013     | 30/06/2013   | Final  |
| Lycamobile (089) ported to Hutchison                                  | 4.900           | 1.500    | 1.000   | 0.000         | 0.000    | 0.000   | 01/01/2013     | 30/06/2013   | Final  |
| Tesco Mobile  | 3.316           | 2.182    | 1.806   | 0.000         | 0.000    | 0.000   | 01/01/2013     | 30/06/2013   | Final  |
| Meteor (085) ported to Tesco Mobile                                   | 3.528           | 2.300    | 1.912   | 0.663         | 0.370    | 0.331   | 01/01/2013     | 30/06/2013   | Final  |
| O2 (086) ported to Tesco Mobile                                       | 3.816           | 2.682    | 2.306   | 0.000         | 0.000    | 0.000   | 01/01/2013     | 30/06/2013   | Final  |
| Vodafone (087) ported to Tesco Mobile                                 | 3.528           | 2.300    | 1.912   | 0.663         | 0.370    | 0.331   | 01/01/2013     | 30/06/2013   | Final  |
| Hutchison (083) ported to Tesco Mobile                                | 3.816           | 2.682    | 2.306   | 0.000         | 0.000    | 0.000   | 01/01/2013     | 30/06/2013   | Final  |
| Lycamobile (089) ported to Tesco Mobile                               | 3.816           | 2.682    | 2.306   | 0.000         | 0.000    | 0.000   | 01/01/2013     | 30/06/2013   | Final  |
| Lycamobile  | 2.600           | 2.600    | 2.600   | 0.000         | 0.000    | 0.000   | 01/01/2013     | 30/06/2013   | Final  |
| Meteor (085) ported to Lycamobile                                     | 2.812           | 2.718    | 2.706   | 0.663         | 0.370    | 0.331   | 01/01/2013     | 30/06/2013   | Final  |
| O2 (086) ported to Lycamobile   | 3.100           | 3.100    | 3.100   | 0.000         | 0.000    | 0.000   | 01/01/2013     | 30/06/2013   | Final  |
| Vodafone (087) ported to Lycamobile                                   | 2.812           | 2.718    | 2.706   | 0.663         | 0.370    | 0.331   | 01/01/2013     | 30/06/2013   | Final  |
| Hutchison (083) ported to Lycamobile                                  | 3.100           | 3.100    | 3.100   | 0.000         | 0.000    | 0.000   | 01/01/2013     | 30/06/2013   | Final  |
| Tesco Mobile (089) Ported to Lycamobile                               | 3.100           | 3.100    | 3.100   | 0.000         | 0.000    | 0.000   | 01/01/2013     | 30/06/2013   | Final  |

**Note:**

Table 101 list the payment to the terminating Operator for the services listed in that table. Rates are quoted in Euro cent

open eir is notifying of the price changes applicable from 01/01/2013 as advised by each operator pursuant to Decision Notices D11/12 and D12/12. We are aware that this Decision Notice is the subject of an appeal which may, if successful, result in retrospective price adjustments by the terminating operators. Please be advised that in such event, open eir will be issuing supplemental invoices to reflect the modification to any charges applied by the terminating operators.



| Table 101 (1 of 2)   |                 |          |         |               |          |         |                |              |        |
|--|-----------------|----------|---------|---------------|----------|---------|----------------|--------------|--------|
| Mobile Termination Rates (from 01/07/2013) Revised Rates. See note below |                 |          |         |               |          |         |                |              |        |
| Operator   | Cent Per Minute |          |         | Cent Per Call |          |         | Effective from | Effective to | Status |
|  | Peak            | Off Peak | Weekend | Peak          | Off Peak | Weekend |                |              |        |
| Meteor   | 4.250           | 1.000    | 1.000   | 0.000         | 0.000    | 0.000   | 01/07/2013     | 31/08/2016   | Final  |
| Vodafone (087) ported to Meteor  | 4.462           | 1.118    | 1.106   | 0.663         | 0.370    | 0.331   | 01/07/2013     | 31/08/2016   | Final  |
| O2 (086) ported to Meteor  | 4.750           | 1.500    | 1.500   | 0.000         | 0.000    | 0.000   | 01/07/2013     | 31/08/2016   | Final  |
| Hutchison (083) ported to Meteor   | 4.750           | 1.500    | 1.500   | 0.000         | 0.000    | 0.000   | 01/07/2013     | 31/08/2016   | Final  |
| Tesco Mobile (089) Ported to Meteor                                      | 4.750           | 1.500    | 1.500   | 0.000         | 0.000    | 0.000   | 01/07/2013     | 31/08/2016   | Final  |
| Lycamobile (089) ported to Meteor  | 4.750           | 1.500    | 1.500   | 0.000         | 0.000    | 0.000   | 01/07/2013     | 31/08/2016   | Final  |
| UPC Mobile (089) ported to Meteor  | 4.750           | 1.500    | 1.500   | 0.000         | 0.000    | 0.000   | 01/06/2015     | 31/08/2016   | Final  |
| Carphone Mobile (089) ported to Meteor                                   | 4.750           | 1.500    | 1.500   | 0.000         | 0.000    | 0.000   | 01/07/2015     | 31/08/2016   | Final  |
| O2   | 2.6000          | 2.6000   | 2.6000  | 0.0000        | 0.0000   | 0.0000  | 01/04/2014     | 31/08/2016   | Final  |
| Vodafone(087) ported to O2   | 2.8120          | 2.7180   | 2.7060  | 0.6630        | 0.3700   | 0.3310  | 01/04/2014     | 31/08/2016   | Final  |
| Meteor (085) ported to O2  | 2.8120          | 2.7180   | 2.7060  | 0.6630        | 0.3700   | 0.3310  | 01/04/2014     | 31/08/2016   | Final  |
| Hutchison (083) ported to O2   | 3.1000          | 3.1000   | 3.1000  | 0.0000        | 0.0000   | 0.0000  | 01/04/2014     | 31/08/2016   | Final  |
| Tesco Mobile (089) Ported to O2  | 3.1000          | 3.1000   | 3.1000  | 0.0000        | 0.0000   | 0.0000  | 01/04/2014     | 31/08/2016   | Final  |
| Lycamobile (089) ported to O2  | 3.1000          | 3.1000   | 3.1000  | 0.0000        | 0.0000   | 0.0000  | 01/04/2014     | 31/08/2016   | Final  |
| UPC mobile (089) ported to O2  | 3.1000          | 3.1000   | 3.1000  | 0.0000        | 0.0000   | 0.0000  | 01/06/2015     | 31/08/2016   | Final  |
| Carphone mobile (089) ported to O2                                       | 3.1000          | 3.1000   | 3.1000  | 0.0000        | 0.0000   | 0.0000  | 01/07/2015     | 31/08/2016   | Final  |
| Vodafone   | 2.6000          | 2.6000   | 2.6000  | 0.0000        | 0.0000   | 0.0000  | 01/07/2013     | 31/08/2016   | Final  |
| O2 (086) Ported to Vodafone  | 3.1000          | 3.1000   | 3.1000  | 0.0000        | 0.0000   | 0.0000  | 01/07/2013     | 31/08/2016   | Final  |
| Meteor (085) ported to Vodafone  | 2.8120          | 2.7180   | 2.7060  | 0.6630        | 0.3700   | 0.3310  | 01/07/2013     | 31/08/2016   | Final  |
| Hutchison (083) ported to Vodafone                                       | 3.1000          | 3.1000   | 3.1000  | 0.0000        | 0.0000   | 0.0000  | 01/07/2013     | 31/08/2016   | Final  |
| Tesco Mobile (089) Ported to Vodafone                                    | 3.1000          | 3.1000   | 3.1000  | 0.0000        | 0.0000   | 0.0000  | 01/07/2013     | 31/08/2016   | Final  |
| Lycamobile (089) ported to Vodafone                                      | 3.1000          | 3.1000   | 3.1000  | 0.0000        | 0.0000   | 0.0000  | 01/07/2013     | 31/08/2016   | Final  |
| UPC mobile (089) ported to Vodafone                                      | 3.1000          | 3.1000   | 3.1000  | 0.0000        | 0.0000   | 0.0000  | 01/06/2015     | 31/08/2016   | Final  |
| Carphone mobile (089) ported to Vodafone                                 | 3.1000          | 3.1000   | 3.1000  | 0.0000        | 0.0000   | 0.0000  | 01/07/2015     | 31/08/2016   | Final  |

**Note:**

Table 101 list the payment to the terminating Operator for the services listed in that table.  
Rates are quoted in Euro cent



| Table 101 (2 of 2)   |                 |          |         |               |          |         |                |              |        |
|--|-----------------|----------|---------|---------------|----------|---------|----------------|--------------|--------|
| Mobile Termination Rates (from 01/07/2013) Revised Rates. See note below |                 |          |         |               |          |         |                |              |        |
| Operator   | Cent Per Minute |          |         | Cent Per Call |          |         | Effective from | Effective to | Status |
|  | Peak            | Off Peak | Weekend | Peak          | Off Peak | Weekend |                |              |        |
| Hutchison  | 2.6000          | 2.6000   | 2.6000  | 0.0000        | 0.0000   | 0.0000  | 01/07/2013     | 31/08/2016   | Final  |
| Meteor (085) ported to Hutchison   | 2.8120          | 2.7180   | 2.7060  | 0.6630        | 0.3700   | 0.3310  | 01/07/2013     | 31/08/2016   | Final  |
| Vodafone (087) ported to Hutchison                                       | 2.8120          | 2.7180   | 2.7060  | 0.6630        | 0.3700   | 0.3310  | 01/07/2013     | 31/08/2016   | Final  |
| O2 (086) ported to Hutchison   | 3.1000          | 3.1000   | 3.1000  | 0.0000        | 0.0000   | 0.0000  | 01/07/2013     | 31/08/2016   | Final  |
| Tesco Mobile (089) Ported to Hutchison                                   | 3.1000          | 3.1000   | 3.1000  | 0.0000        | 0.0000   | 0.0000  | 01/07/2013     | 31/08/2016   | Final  |
| Lycamobile (089) ported to Hutchison                                     | 3.1000          | 3.1000   | 3.1000  | 0.0000        | 0.0000   | 0.0000  | 01/07/2013     | 31/08/2016   | Final  |
| UPC mobile (089) ported to Hutchison                                     | 3.1000          | 3.1000   | 3.1000  | 0.0000        | 0.0000   | 0.0000  | 01/06/2015     | 31/08/2016   | Final  |
| Carphone mobile (089) ported to Hutchison                                | 3.1000          | 3.1000   | 3.1000  | 0.0000        | 0.0000   | 0.0000  | 01/07/2015     | 31/08/2016   | Final  |
| Tesco Mobile   | 2.600           | 2.600    | 2.600   | 0.000         | 0.000    | 0.000   | 01/04/2014     | 31/08/2016   | Final  |
| Meteor (085) ported to Tesco Mobile                                      | 2.812           | 2.718    | 2.706   | 0.663         | 0.370    | 0.331   | 01/04/2014     | 31/08/2016   | Final  |
| O2 (086) ported to Tesco Mobile  | 3.100           | 3.100    | 3.100   | 0.000         | 0.000    | 0.000   | 01/04/2014     | 31/08/2016   | Final  |
| Vodafone (087) ported to Tesco Mobile                                    | 2.812           | 2.718    | 2.706   | 0.663         | 0.370    | 0.331   | 01/04/2014     | 31/08/2016   | Final  |
| Hutchison (083) ported to Tesco Mobile                                   | 3.100           | 3.100    | 3.100   | 0.000         | 0.000    | 0.000   | 01/04/2014     | 31/08/2016   | Final  |
| Lycamobile (089) ported to Tesco Mobile                                  | 3.100           | 3.100    | 3.100   | 0.000         | 0.000    | 0.000   | 01/04/2014     | 31/08/2016   | Final  |
| UPC mobile (089) ported to Tesco Mobile                                  | 3.100           | 3.100    | 3.100   | 0.000         | 0.000    | 0.000   | 01/06/2015     | 31/08/2016   | Final  |
| Carphone mobile (089) ported to Tesco Mobile                             | 3.100           | 3.100    | 3.100   | 0.000         | 0.000    | 0.000   | 01/07/2015     | 31/08/2016   | Final  |
| Lycamobile   | 2.6000          | 2.6000   | 2.6000  | 0.0000        | 0.0000   | 0.0000  | 01/07/2013     | 31/08/2016   | Final  |
| Meteor (085) ported to Lycamobile  | 2.8120          | 2.7180   | 2.7060  | 0.6630        | 0.3700   | 0.3310  | 01/07/2013     | 31/08/2016   | Final  |
| O2 (086) ported to Lycamobile  | 3.1000          | 3.1000   | 3.1000  | 0.0000        | 0.0000   | 0.0000  | 01/07/2013     | 31/08/2016   | Final  |
| Vodafone (087) ported to Lycamobile                                      | 2.8120          | 2.7180   | 2.7060  | 0.6630        | 0.3700   | 0.3310  | 01/07/2013     | 31/08/2016   | Final  |
| Hutchison (083) ported to Lycamobile                                     | 3.1000          | 3.1000   | 3.1000  | 0.0000        | 0.0000   | 0.0000  | 01/07/2013     | 31/08/2016   | Final  |
| Tesco Mobile (089) Ported to Lycamobile                                  | 3.1000          | 3.1000   | 3.1000  | 0.0000        | 0.0000   | 0.0000  | 01/07/2013     | 31/08/2016   | Final  |
| UPC Mobile (089) Ported to Lycamobile                                    | 3.1000          | 3.1000   | 3.1000  | 0.0000        | 0.0000   | 0.0000  | 01/06/2015     | 31/08/2016   | Final  |
| Carphone Mobile (089) Ported to Lycamobile                               | 3.1000          | 3.1000   | 3.1000  | 0.0000        | 0.0000   | 0.0000  | 01/07/2015     | 31/08/2016   | Final  |
| UPC Mobile   | 2.600           | 2.600    | 2.600   | 0.000         | 0.000    | 0.000   | 01/06/2015     |              | Final  |
| Meteor (085) ported to UPC Mobile  | 2.812           | 2.718    | 2.706   | 0.663         | 0.370    | 0.331   | 01/06/2015     |              | Final  |
| O2 (086) ported to UPC Mobile  | 3.100           | 3.100    | 3.100   | 0.000         | 0.000    | 0.000   | 01/06/2015     |              | Final  |
| Vodafone (087) ported to UPC Mobile                                      | 2.812           | 2.718    | 2.706   | 0.663         | 0.370    | 0.331   | 01/06/2015     |              | Final  |
| Hutchison (083) ported to UPC Mobile                                     | 3.100           | 3.100    | 3.100   | 0.000         | 0.000    | 0.000   | 01/06/2015     |              | Final  |
| Tesco Mobile (089) ported to UPC Mobile                                  | 3.100           | 3.100    | 3.100   | 0.000         | 0.000    | 0.000   | 01/06/2015     |              | Final  |
| Lycamobile (089) ported to UPC Mobile                                    | 3.100           | 3.100    | 3.100   | 0.000         | 0.000    | 0.000   | 01/06/2015     |              | Final  |
| Carphone Mobile (089) ported to UPC Mobile                               | 3.100           | 3.100    | 3.100   | 0.000         | 0.000    | 0.000   | 01/07/2015     |              | Final  |
| Carphone Mobile  | 6.000           | 6.000    | 6.000   | 0.000         | 0.000    | 0.000   | 01/07/2015     | 31/08/2016   | Final  |
| Meteor (085) ported to Carphone Mobile                                   | 6.212           | 6.118    | 6.106   | 0.663         | 0.370    | 0.331   | 01/07/2015     | 31/08/2016   | Final  |
| Vodafone (087) ported to Carphone Mobile                                 | 6.212           | 6.118    | 6.106   | 0.663         | 0.370    | 0.331   | 01/07/2015     | 31/08/2016   | Final  |
| O2 (086) ported to Carphone Mobile                                       | 6.500           | 6.500    | 6.500   | 0.000         | 0.000    | 0.000   | 01/07/2015     | 31/08/2016   | Final  |
| Tesco Mobile (089) Ported to Carphone Mobile                             | 6.500           | 6.500    | 6.500   | 0.000         | 0.000    | 0.000   | 01/07/2015     | 31/08/2016   | Final  |
| Lycamobile (089) ported to Carphone Mobile                               | 6.500           | 6.500    | 6.500   | 0.000         | 0.000    | 0.000   | 01/07/2015     | 31/08/2016   | Final  |
| Hutchison (083) Ported to Carphone Mobile                                | 6.500           | 6.500    | 6.500   | 0.000         | 0.000    | 0.000   | 01/07/2015     | 31/08/2016   | Final  |
| UPC Mobile (089) Ported to Carphone Mobile                               | 6.500           | 6.500    | 6.500   | 0.000         | 0.000    | 0.000   | 01/07/2015     | 31/08/2016   | Final  |

**Note:**  
Table 101 list the payment to the terminating Operator for the services listed in that table.  
Rates are quoted in Euro cent



| Table 101 (1 of 2)   |                 |          |         |               |          |         |                |              |        |
|--|-----------------|----------|---------|---------------|----------|---------|----------------|--------------|--------|
| Mobile Termination Rates (from 01/09/2016) Revised Rates. See note below |                 |          |         |               |          |         |                |              |        |
| Operator   | Cent Per Minute |          |         | Cent Per Call |          |         | Effective from | Effective to | Status |
|  | Peak            | Off Peak | Weekend | Peak          | Off Peak | Weekend |                |              |        |
| Meteor   | 0.840           | 0.840    | 0.840   | 0.000         | 0.000    | 0.000   | 01/09/2016     | 31/12/2016   | Final  |
| Vodafone (087) ported to Meteor  | 1.052           | 0.958    | 0.946   | 0.663         | 0.370    | 0.331   | 01/09/2016     | 31/12/2016   | Final  |
| O2 (086) ported to Meteor  | 1.340           | 1.340    | 1.340   | 0.000         | 0.000    | 0.000   | 01/09/2016     | 31/12/2016   | Final  |
| Hutchison (083) ported to Meteor   | 1.340           | 1.340    | 1.340   | 0.000         | 0.000    | 0.000   | 01/09/2016     | 31/12/2016   | Final  |
| Tesco Mobile (089) Ported to Meteor                                      | 1.340           | 1.340    | 1.340   | 0.000         | 0.000    | 0.000   | 01/09/2016     | 31/12/2016   | Final  |
| Lycamobile (089) ported to Meteor  | 1.340           | 1.340    | 1.340   | 0.000         | 0.000    | 0.000   | 01/09/2016     | 31/12/2016   | Final  |
| UPC mobile (089) ported to Meteor  | 1.340           | 1.340    | 1.340   | 0.000         | 0.000    | 0.000   | 01/09/2016     | 31/12/2016   | Final  |
| Carphone mobile (089) ported to Meteor                                   | 1.340           | 1.340    | 1.340   | 0.000         | 0.000    | 0.000   | 01/09/2016     | 31/12/2016   | Final  |
|  |                 |          |         |               |          |         |                |              |        |
| O2   | 0.840           | 0.840    | 0.840   | 0.000         | 0.000    | 0.000   | 01/09/2016     | 31/12/2016   | Final  |
| Vodafone(087) ported to O2   | 1.052           | 0.958    | 0.946   | 0.663         | 0.370    | 0.331   | 01/09/2016     | 31/12/2016   | Final  |
| Meteor (085) ported to O2  | 1.052           | 0.958    | 0.946   | 0.663         | 0.370    | 0.331   | 01/09/2016     | 31/12/2016   | Final  |
| Hutchison (083) ported to O2   | 1.340           | 1.340    | 1.340   | 0.000         | 0.000    | 0.000   | 01/09/2016     | 31/12/2016   | Final  |
| Tesco Mobile (089) Ported to O2  | 1.340           | 1.340    | 1.340   | 0.000         | 0.000    | 0.000   | 01/09/2016     | 31/12/2016   | Final  |
| Lycamobile (089) ported to O2  | 1.340           | 1.340    | 1.340   | 0.000         | 0.000    | 0.000   | 01/09/2016     | 31/12/2016   | Final  |
| UPC mobile (089) ported to O2  | 1.340           | 1.340    | 1.340   | 0.000         | 0.000    | 0.000   | 01/09/2016     | 31/12/2016   | Final  |
| Carphone mobile (089) ported to O2                                       | 1.340           | 1.340    | 1.340   | 0.000         | 0.000    | 0.000   | 01/09/2016     | 31/12/2016   | Final  |
|  |                 |          |         |               |          |         |                |              |        |
| Vodafone   | 0.840           | 0.840    | 0.840   | 0.000         | 0.000    | 0.000   | 01/09/2016     | 31/12/2016   | Final  |
| O2 (086) Ported to Vodafone  | 1.340           | 1.340    | 1.340   | 0.000         | 0.000    | 0.000   | 01/09/2016     | 31/12/2016   | Final  |
| Meteor (085) ported to Vodafone  | 1.052           | 0.958    | 0.946   | 0.663         | 0.370    | 0.331   | 01/09/2016     | 31/12/2016   | Final  |
| Hutchison (083) ported to Vodafone                                       | 1.340           | 1.340    | 1.340   | 0.000         | 0.000    | 0.000   | 01/09/2016     | 31/12/2016   | Final  |
| Tesco Mobile (089) Ported to Vodafone                                    | 1.340           | 1.340    | 1.340   | 0.000         | 0.000    | 0.000   | 01/09/2016     | 31/12/2016   | Final  |
| Lycamobile (089) ported to Vodafone                                      | 1.340           | 1.340    | 1.340   | 0.000         | 0.000    | 0.000   | 01/09/2016     | 31/12/2016   | Final  |
| UPC mobile (089) ported to Vodafone                                      | 1.340           | 1.340    | 1.340   | 0.000         | 0.000    | 0.000   | 01/09/2016     | 31/12/2016   | Final  |
| Carphone mobile (089) ported to Vodafone                                 | 1.340           | 1.340    | 1.340   | 0.000         | 0.000    | 0.000   | 01/09/2016     | 31/12/2016   | Final  |

**Note:**

Table 101 list the payment to the terminating Operator for the services listed in that table.  
Rates are quoted in Euro cent



| Table 101 (2 of 2)   |                 |          |         |               |          |         |                |              |        |
|--|-----------------|----------|---------|---------------|----------|---------|----------------|--------------|--------|
| Mobile Termination Rates (from 01/09/2016) Revised Rates. See note below |                 |          |         |               |          |         |                |              |        |
| Operator   | Cent Per Minute |          |         | Cent Per Call |          |         | Effective from | Effective to | Status |
|  | Peak            | Off Peak | Weekend | Peak          | Off Peak | Weekend |                |              |        |
| Hutchison  | 0.840           | 0.840    | 0.840   | 0.000         | 0.000    | 0.000   | 01/09/2016     | 31/12/2016   | Final  |
| Meteor (085) ported to Hutchison   | 1.052           | 0.958    | 0.946   | 0.663         | 0.370    | 0.331   | 01/09/2016     | 31/12/2016   | Final  |
| Vodafone (087) ported to Hutchison                                       | 1.052           | 0.958    | 0.946   | 0.663         | 0.370    | 0.331   | 01/09/2016     | 31/12/2016   | Final  |
| O2 (086) ported to Hutchison   | 1.340           | 1.340    | 1.340   | 0.000         | 0.000    | 0.000   | 01/09/2016     | 31/12/2016   | Final  |
| Tesco Mobile (089) Ported to Hutchison                                   | 1.340           | 1.340    | 1.340   | 0.000         | 0.000    | 0.000   | 01/09/2016     | 31/12/2016   | Final  |
| Lycamobile (089) ported to Hutchison                                     | 1.340           | 1.340    | 1.340   | 0.000         | 0.000    | 0.000   | 01/09/2016     | 31/12/2016   | Final  |
| UPC mobile (089) ported to Hutchison                                     | 1.340           | 1.340    | 1.340   | 0.000         | 0.000    | 0.000   | 01/09/2016     | 31/12/2016   | Final  |
| Carphone mobile (089) ported to Hutchison                                | 1.340           | 1.340    | 1.340   | 0.000         | 0.000    | 0.000   | 01/09/2016     | 31/12/2016   | Final  |
| Tesco Mobile   | 0.840           | 0.840    | 0.840   | 0.000         | 0.000    | 0.000   | 01/09/2016     | 31/12/2016   | Final  |
| Meteor (085) ported to Tesco Mobile                                      | 1.052           | 0.958    | 0.946   | 0.663         | 0.370    | 0.331   | 01/09/2016     | 31/12/2016   | Final  |
| O2 (086) ported to Tesco Mobile  | 1.340           | 1.340    | 1.340   | 0.000         | 0.000    | 0.000   | 01/09/2016     | 31/12/2016   | Final  |
| Vodafone (087) ported to Tesco Mobile                                    | 1.052           | 0.958    | 0.946   | 0.663         | 0.370    | 0.331   | 01/09/2016     | 31/12/2016   | Final  |
| Hutchison (083) ported to Tesco Mobile                                   | 1.340           | 1.340    | 1.340   | 0.000         | 0.000    | 0.000   | 01/09/2016     | 31/12/2016   | Final  |
| Lycamobile (089) ported to Tesco Mobile                                  | 1.340           | 1.340    | 1.340   | 0.000         | 0.000    | 0.000   | 01/09/2016     | 31/12/2016   | Final  |
| UPC mobile (089) ported to Tesco Mobile                                  | 1.340           | 1.340    | 1.340   | 0.000         | 0.000    | 0.000   | 01/09/2016     | 31/12/2016   | Final  |
| Carphone mobile (089) ported to Tesco Mobile                             | 1.340           | 1.340    | 1.340   | 0.000         | 0.000    | 0.000   | 01/09/2016     | 31/12/2016   | Final  |
| Lycamobile   | 0.840           | 0.840    | 0.840   | 0.000         | 0.000    | 0.000   | 01/09/2016     | 31/12/2016   | Final  |
| Meteor (085) ported to Lycamobile  | 1.052           | 0.958    | 0.946   | 0.663         | 0.370    | 0.331   | 01/09/2016     | 31/12/2016   | Final  |
| O2 (086) ported to Lycamobile  | 1.340           | 1.340    | 1.340   | 0.000         | 0.000    | 0.000   | 01/09/2016     | 31/12/2016   | Final  |
| Vodafone (087) ported to Lycamobile                                      | 1.052           | 0.958    | 0.946   | 0.663         | 0.370    | 0.331   | 01/09/2016     | 31/12/2016   | Final  |
| Hutchison (083) ported to Lycamobile                                     | 1.340           | 1.340    | 1.340   | 0.000         | 0.000    | 0.000   | 01/09/2016     | 31/12/2016   | Final  |
| Tesco Mobile (089) Ported to Lycamobile                                  | 1.340           | 1.340    | 1.340   | 0.000         | 0.000    | 0.000   | 01/09/2016     | 31/12/2016   | Final  |
| UPC Mobile (089) Ported to Lycamobile                                    | 1.340           | 1.340    | 1.340   | 0.000         | 0.000    | 0.000   | 01/09/2016     | 31/12/2016   | Final  |
| Carphone Mobile (089) Ported to Lycamobile                               | 1.340           | 1.340    | 1.340   | 0.000         | 0.000    | 0.000   | 01/09/2016     | 31/12/2016   | Final  |
| UPC Mobile   | 2.600           | 2.600    | 2.600   | 0.000         | 0.000    | 0.000   | 01/06/2015     |              | Final  |
| Meteor (085) ported to UPC Mobile  | 2.812           | 2.718    | 2.706   | 0.663         | 0.370    | 0.331   | 01/06/2015     |              | Final  |
| O2 (086) ported to UPC Mobile  | 3.100           | 3.100    | 3.100   | 0.000         | 0.000    | 0.000   | 01/06/2015     |              | Final  |
| Vodafone (087) ported to UPC Mobile                                      | 2.812           | 2.718    | 2.706   | 0.663         | 0.370    | 0.331   | 01/06/2015     |              | Final  |
| Hutchison (083) ported to UPC Mobile                                     | 3.100           | 3.100    | 3.100   | 0.000         | 0.000    | 0.000   | 01/06/2015     |              | Final  |
| Tesco Mobile (089) ported to UPC Mobile                                  | 3.100           | 3.100    | 3.100   | 0.000         | 0.000    | 0.000   | 01/06/2015     |              | Final  |
| Lycamobile (089) ported to UPC Mobile                                    | 3.100           | 3.100    | 3.100   | 0.000         | 0.000    | 0.000   | 01/06/2015     |              | Final  |
| Carphone Mobile (089) ported to UPC Mobile                               | 3.100           | 3.100    | 3.100   | 0.000         | 0.000    | 0.000   | 01/07/2015     |              | Final  |
| Carphone Mobile  | 1.940           | 1.940    | 1.940   | 0.000         | 0.000    | 0.000   | 01/09/2016     | 31/12/2016   | Final  |
| Meteor (085) ported to Carphone Mobile                                   | 2.152           | 2.058    | 2.046   | 0.663         | 0.370    | 0.331   | 01/09/2016     | 31/12/2016   | Final  |
| Vodafone (087) ported to Carphone Mobile                                 | 2.152           | 2.058    | 2.046   | 0.663         | 0.370    | 0.331   | 01/09/2016     | 31/12/2016   | Final  |
| O2 (086) ported to Carphone Mobile                                       | 2.440           | 2.440    | 2.440   | 0.000         | 0.000    | 0.000   | 01/09/2016     | 31/12/2016   | Final  |
| Tesco Mobile (089) Ported to Carphone Mobile                             | 2.440           | 2.440    | 2.440   | 0.000         | 0.000    | 0.000   | 01/09/2016     | 31/12/2016   | Final  |
| Lycamobile (089) ported to Carphone Mobile                               | 2.440           | 2.440    | 2.440   | 0.000         | 0.000    | 0.000   | 01/09/2016     | 31/12/2016   | Final  |
| Hutchison (083) Ported to Carphone Mobile                                | 2.440           | 2.440    | 2.440   | 0.000         | 0.000    | 0.000   | 01/09/2016     | 31/12/2016   | Final  |
| UPC Mobile (089) Ported to Carphone Mobile                               | 2.440           | 2.440    | 2.440   | 0.000         | 0.000    | 0.000   | 01/09/2016     | 31/12/2016   | Final  |

**Note:**

Table 101 list the payment to the terminating Operator for the services listed in that table.  
Rates are quoted in Euro cent



| Table 101 (1 of 2)   |                 |          |         |               |          |         |                |              |        |
|--|-----------------|----------|---------|---------------|----------|---------|----------------|--------------|--------|
| Mobile Termination Rates (from 01/01/2017) Revised Rates. See note below |                 |          |         |               |          |         |                |              |        |
| Operator   | Cent Per Minute |          |         | Cent Per Call |          |         | Effective from | Effective to | Status |
|  | Peak            | Off Peak | Weekend | Peak          | Off Peak | Weekend |                |              |        |
| Meteor   | 0.820           | 0.820    | 0.820   | 0.000         | 0.000    | 0.000   | 01/01/2017     | 31/12/2017   | Final  |
| Vodafone (087) ported to Meteor  | 1.032           | 0.938    | 0.926   | 0.663         | 0.370    | 0.331   | 01/01/2017     | 31/12/2017   | Final  |
| O2 (086) ported to Meteor  | 1.320           | 1.320    | 1.320   | 0.000         | 0.000    | 0.000   | 01/01/2017     | 31/12/2017   | Final  |
| Hutchison (083) ported to Meteor   | 1.320           | 1.320    | 1.320   | 0.000         | 0.000    | 0.000   | 01/01/2017     | 31/12/2017   | Final  |
| Tesco Mobile (089) Ported to Meteor                                      | 1.320           | 1.320    | 1.320   | 0.000         | 0.000    | 0.000   | 01/01/2017     | 31/12/2017   | Final  |
| Lycamobile (089) ported to Meteor  | 1.320           | 1.320    | 1.320   | 0.000         | 0.000    | 0.000   | 01/01/2017     | 31/12/2017   | Final  |
| UPC mobile (089) ported to Meteor  | 1.320           | 1.320    | 1.320   | 0.000         | 0.000    | 0.000   | 01/01/2017     | 31/12/2017   | Final  |
| Carphone mobile (089) ported to Meteor                                   | 1.320           | 1.320    | 1.320   | 0.000         | 0.000    | 0.000   | 01/01/2017     | 31/12/2017   | Final  |
|  |                 |          |         |               |          |         |                |              |        |
| O2   | 0.820           | 0.820    | 0.820   | 0.000         | 0.000    | 0.000   | 01/01/2017     | 31/12/2017   | Final  |
| Vodafone(087) ported to O2   | 1.032           | 0.938    | 0.926   | 0.663         | 0.370    | 0.331   | 01/01/2017     | 31/12/2017   | Final  |
| Meteor (085) ported to O2  | 1.032           | 0.938    | 0.926   | 0.663         | 0.370    | 0.331   | 01/01/2017     | 31/12/2017   | Final  |
| Hutchison (083) ported to O2   | 1.320           | 1.320    | 1.320   | 0.000         | 0.000    | 0.000   | 01/01/2017     | 31/12/2017   | Final  |
| Tesco Mobile (089) Ported to O2  | 1.320           | 1.320    | 1.320   | 0.000         | 0.000    | 0.000   | 01/01/2017     | 31/12/2017   | Final  |
| Lycamobile (089) ported to O2  | 1.320           | 1.320    | 1.320   | 0.000         | 0.000    | 0.000   | 01/01/2017     | 31/12/2017   | Final  |
| UPC mobile (089) ported to O2  | 1.320           | 1.320    | 1.320   | 0.000         | 0.000    | 0.000   | 01/01/2017     | 31/12/2017   | Final  |
| Carphone mobile (089) ported to O2                                       | 1.320           | 1.320    | 1.320   | 0.000         | 0.000    | 0.000   | 01/01/2017     | 31/12/2017   | Final  |
|  |                 |          |         |               |          |         |                |              |        |
| Vodafone   | 0.820           | 0.820    | 0.820   | 0.000         | 0.000    | 0.000   | 01/01/2017     | 31/12/2017   | Final  |
| O2 (086) Ported to Vodafone  | 1.320           | 1.320    | 1.320   | 0.000         | 0.000    | 0.000   | 01/01/2017     | 31/12/2017   | Final  |
| Meteor (085) ported to Vodafone  | 1.032           | 0.938    | 0.926   | 0.663         | 0.370    | 0.331   | 01/01/2017     | 31/12/2017   | Final  |
| Hutchison (083) ported to Vodafone                                       | 1.320           | 1.320    | 1.320   | 0.000         | 0.000    | 0.000   | 01/01/2017     | 31/12/2017   | Final  |
| Tesco Mobile (089) Ported to Vodafone                                    | 1.320           | 1.320    | 1.320   | 0.000         | 0.000    | 0.000   | 01/01/2017     | 31/12/2017   | Final  |
| Lycamobile (089) ported to Vodafone                                      | 1.320           | 1.320    | 1.320   | 0.000         | 0.000    | 0.000   | 01/01/2017     | 31/12/2017   | Final  |
| UPC mobile (089) ported to Vodafone                                      | 1.320           | 1.320    | 1.320   | 0.000         | 0.000    | 0.000   | 01/01/2017     | 31/12/2017   | Final  |
| Carphone mobile (089) ported to Vodafone                                 | 1.320           | 1.320    | 1.320   | 0.000         | 0.000    | 0.000   | 01/01/2017     | 31/12/2017   | Final  |

**Note:**

Table 101 list the payment to the terminating Operator for the services listed in that table.  
Rates are quoted in Euro cent



| Table 101 (2 of 2)   |                 |          |         |               |          |         |                |              |        |
|--|-----------------|----------|---------|---------------|----------|---------|----------------|--------------|--------|
| Mobile Termination Rates (from 01/01/2017) Revised Rates. See note below |                 |          |         |               |          |         |                |              |        |
| Operator   | Cent Per Minute |          |         | Cent Per Call |          |         | Effective from | Effective to | Status |
|  | Peak            | Off Peak | Weekend | Peak          | Off Peak | Weekend |                |              |        |
| Hutchison  | 0.820           | 0.820    | 0.820   | 0.000         | 0.000    | 0.000   | 01/01/2017     | 31/12/2017   | Final  |
| Meteor (085) ported to Hutchison   | 1.032           | 0.938    | 0.926   | 0.663         | 0.370    | 0.331   | 01/01/2017     | 31/12/2017   | Final  |
| Vodafone (087) ported to Hutchison                                       | 1.032           | 0.938    | 0.926   | 0.663         | 0.370    | 0.331   | 01/01/2017     | 31/12/2017   | Final  |
| O2 (086) ported to Hutchison   | 1.320           | 1.320    | 1.320   | 0.000         | 0.000    | 0.000   | 01/01/2017     | 31/12/2017   | Final  |
| Tesco Mobile (089) Ported to Hutchison                                   | 1.320           | 1.320    | 1.320   | 0.000         | 0.000    | 0.000   | 01/01/2017     | 31/12/2017   | Final  |
| Lycamobile (089) ported to Hutchison                                     | 1.320           | 1.320    | 1.320   | 0.000         | 0.000    | 0.000   | 01/01/2017     | 31/12/2017   | Final  |
| UPC mobile (089) ported to Hutchison                                     | 1.320           | 1.320    | 1.320   | 0.000         | 0.000    | 0.000   | 01/01/2017     | 31/12/2017   | Final  |
| Carphone mobile (089) ported to Hutchison                                | 1.320           | 1.320    | 1.320   | 0.000         | 0.000    | 0.000   | 01/01/2017     | 31/12/2017   | Final  |
| Tesco Mobile   | 0.820           | 0.820    | 0.820   | 0.000         | 0.000    | 0.000   | 01/01/2017     | 31/12/2017   | Final  |
| Meteor (085) ported to Tesco Mobile                                      | 1.032           | 0.938    | 0.926   | 0.663         | 0.370    | 0.331   | 01/01/2017     | 31/12/2017   | Final  |
| O2 (086) ported to Tesco Mobile  | 1.320           | 1.320    | 1.320   | 0.000         | 0.000    | 0.000   | 01/01/2017     | 31/12/2017   | Final  |
| Vodafone (087) ported to Tesco Mobile                                    | 1.032           | 0.938    | 0.926   | 0.663         | 0.370    | 0.331   | 01/01/2017     | 31/12/2017   | Final  |
| Hutchison (083) ported to Tesco Mobile                                   | 1.320           | 1.320    | 1.320   | 0.000         | 0.000    | 0.000   | 01/01/2017     | 31/12/2017   | Final  |
| Lycamobile (089) ported to Tesco Mobile                                  | 1.320           | 1.320    | 1.320   | 0.000         | 0.000    | 0.000   | 01/01/2017     | 31/12/2017   | Final  |
| UPC mobile (089) ported to Tesco Mobile                                  | 1.320           | 1.320    | 1.320   | 0.000         | 0.000    | 0.000   | 01/01/2017     | 31/12/2017   | Final  |
| Carphone mobile (089) ported to Tesco Mobile                             | 1.320           | 1.320    | 1.320   | 0.000         | 0.000    | 0.000   | 01/01/2017     | 31/12/2017   | Final  |
| Lycamobile   | 0.820           | 0.820    | 0.820   | 0.000         | 0.000    | 0.000   | 01/01/2017     | 31/12/2017   | Final  |
| Meteor (085) ported to Lycamobile  | 1.032           | 0.938    | 0.926   | 0.663         | 0.370    | 0.331   | 01/01/2017     | 31/12/2017   | Final  |
| O2 (086) ported to Lycamobile  | 1.320           | 1.320    | 1.320   | 0.000         | 0.000    | 0.000   | 01/01/2017     | 31/12/2017   | Final  |
| Vodafone (087) ported to Lycamobile                                      | 1.032           | 0.938    | 0.926   | 0.663         | 0.370    | 0.331   | 01/01/2017     | 31/12/2017   | Final  |
| Hutchison (083) ported to Lycamobile                                     | 1.320           | 1.320    | 1.320   | 0.000         | 0.000    | 0.000   | 01/01/2017     | 31/12/2017   | Final  |
| Tesco Mobile (089) Ported to Lycamobile                                  | 1.320           | 1.320    | 1.320   | 0.000         | 0.000    | 0.000   | 01/01/2017     | 31/12/2017   | Final  |
| UPC mobile (089) ported to Lycamobile                                    | 1.320           | 1.320    | 1.320   | 0.000         | 0.000    | 0.000   | 01/01/2017     | 31/12/2017   | Final  |
| Carphone mobile (089) ported to Lycamobile                               | 1.320           | 1.320    | 1.320   | 0.000         | 0.000    | 0.000   | 01/01/2017     | 31/12/2017   | Final  |
| UPC Mobile   | 2.600           | 2.600    | 2.600   | 0.000         | 0.000    | 0.000   | 01/06/2015     | 31/12/2017   | Final  |
| Meteor (085) ported to UPC Mobile  | 2.812           | 2.718    | 2.706   | 0.663         | 0.370    | 0.331   | 01/06/2015     | 31/12/2017   | Final  |
| O2 (086) ported to UPC Mobile  | 3.100           | 3.100    | 3.100   | 0.000         | 0.000    | 0.000   | 01/06/2015     | 31/12/2017   | Final  |
| Vodafone (087) ported to UPC Mobile                                      | 2.812           | 2.718    | 2.706   | 0.663         | 0.370    | 0.331   | 01/06/2015     | 31/12/2017   | Final  |
| Hutchison (083) ported to UPC Mobile                                     | 3.100           | 3.100    | 3.100   | 0.000         | 0.000    | 0.000   | 01/06/2015     | 31/12/2017   | Final  |
| Tesco Mobile (089) ported to UPC Mobile                                  | 3.100           | 3.100    | 3.100   | 0.000         | 0.000    | 0.000   | 01/06/2015     | 31/12/2017   | Final  |
| Lycamobile (089) ported to UPC Mobile                                    | 3.100           | 3.100    | 3.100   | 0.000         | 0.000    | 0.000   | 01/06/2015     | 31/12/2017   | Final  |
| Carphone Mobile (089) ported to UPC Mobile                               | 3.100           | 3.100    | 3.100   | 0.000         | 0.000    | 0.000   | 01/07/2015     | 31/12/2017   | Final  |
| Carphone Mobile  | 1.890           | 1.890    | 1.890   | 0.000         | 0.000    | 0.000   | 01/01/2017     | 31/12/2017   | Final  |
| Meteor (085) ported to Carphone Mobile                                   | 2.102           | 2.008    | 1.996   | 0.663         | 0.370    | 0.331   | 01/01/2017     | 31/12/2017   | Final  |
| Vodafone (087) ported to Carphone Mobile                                 | 2.102           | 2.008    | 1.996   | 0.663         | 0.370    | 0.331   | 01/01/2017     | 31/12/2017   | Final  |
| O2 (086) ported to Carphone Mobile                                       | 2.390           | 2.390    | 2.390   | 0.000         | 0.000    | 0.000   | 01/01/2017     | 31/12/2017   | Final  |
| Tesco Mobile (089) Ported to Carphone Mobile                             | 2.390           | 2.390    | 2.390   | 0.000         | 0.000    | 0.000   | 01/01/2017     | 31/12/2017   | Final  |
| Lycamobile (089) ported to Carphone Mobile                               | 2.390           | 2.390    | 2.390   | 0.000         | 0.000    | 0.000   | 01/01/2017     | 31/12/2017   | Final  |
| Hutchison (083) Ported to Carphone Mobile                                | 2.390           | 2.390    | 2.390   | 0.000         | 0.000    | 0.000   | 01/01/2017     | 31/12/2017   | Final  |
| UPC Mobile (089) Ported to Carphone Mobile                               | 2.390           | 2.390    | 2.390   | 0.000         | 0.000    | 0.000   | 01/01/2017     | 31/12/2017   | Final  |

**Note:**  
Table 101 list the payment to the terminating Operator for the services listed in that table.  
Rates are quoted in Euro cent



| Table 101 (1 of 2)   |                 |          |         |               |          |         |                |              |        |
|--|-----------------|----------|---------|---------------|----------|---------|----------------|--------------|--------|
| Mobile Termination Rates (from 01/01/2018) Revised Rates. See note below |                 |          |         |               |          |         |                |              |        |
| Operator   | Cent Per Minute |          |         | Cent Per Call |          |         | Effective from | Effective to | Status |
|  | Peak            | Off Peak | Weekend | Peak          | Off Peak | Weekend |                |              |        |
| Meteor   | 0.790           | 0.790    | 0.790   | 0.000         | 0.000    | 0.000   | 01/01/2018     |              | Final  |
| Vodafone (087) ported to Meteor  | 1.002           | 0.908    | 0.896   | 0.663         | 0.370    | 0.331   | 01/01/2018     |              | Final  |
| O2 (086) ported to Meteor  | 1.290           | 1.290    | 1.290   | 0.000         | 0.000    | 0.000   | 01/01/2018     |              | Final  |
| Hutchison (083) ported to Meteor   | 1.290           | 1.290    | 1.290   | 0.000         | 0.000    | 0.000   | 01/01/2018     |              | Final  |
| Tesco Mobile (089) ported to Meteor                                      | 1.290           | 1.290    | 1.290   | 0.000         | 0.000    | 0.000   | 01/01/2018     |              | Final  |
| Lycamobile (089) ported to Meteor  | 1.290           | 1.290    | 1.290   | 0.000         | 0.000    | 0.000   | 01/01/2018     |              | Final  |
| UPC mobile (089) ported to Meteor  | 1.290           | 1.290    | 1.290   | 0.000         | 0.000    | 0.000   | 01/01/2018     |              | Final  |
| Carphone mobile (089) ported to Meteor                                   | 1.290           | 1.290    | 1.290   | 0.000         | 0.000    | 0.000   | 01/01/2018     |              | Final  |
| O2   | 0.790           | 0.790    | 0.790   | 0.000         | 0.000    | 0.000   | 01/01/2018     |              | Final  |
| Vodafone(087) ported to O2   | 1.002           | 0.908    | 0.896   | 0.663         | 0.370    | 0.331   | 01/01/2018     |              | Final  |
| Meteor (085) ported to O2  | 1.002           | 0.908    | 0.896   | 0.663         | 0.370    | 0.331   | 01/01/2018     |              | Final  |
| Hutchison (083) ported to O2   | 1.290           | 1.290    | 1.290   | 0.000         | 0.000    | 0.000   | 01/01/2018     |              | Final  |
| Tesco Mobile (089) Ported to O2  | 1.290           | 1.290    | 1.290   | 0.000         | 0.000    | 0.000   | 01/01/2018     |              | Final  |
| Lycamobile (089) ported to O2  | 1.290           | 1.290    | 1.290   | 0.000         | 0.000    | 0.000   | 01/01/2018     |              | Final  |
| UPC mobile (089) ported to O2  | 1.290           | 1.290    | 1.290   | 0.000         | 0.000    | 0.000   | 01/01/2018     |              | Final  |
| Carphone mobile (089) ported to O2                                       | 1.290           | 1.290    | 1.290   | 0.000         | 0.000    | 0.000   | 01/01/2018     |              | Final  |
| Vodafone   | 0.790           | 0.790    | 0.790   | 0.000         | 0.000    | 0.000   | 01/01/2018     |              | Final  |
| O2 (086) Ported to Vodafone  | 1.290           | 1.290    | 1.290   | 0.000         | 0.000    | 0.000   | 01/01/2018     |              | Final  |
| Meteor (085) ported to Vodafone  | 1.002           | 0.908    | 0.896   | 0.663         | 0.370    | 0.331   | 01/01/2018     |              | Final  |
| Hutchison (083) ported to Vodafone                                       | 1.290           | 1.290    | 1.290   | 0.000         | 0.000    | 0.000   | 01/01/2018     |              | Final  |
| Tesco Mobile (089) Ported to Vodafone                                    | 1.290           | 1.290    | 1.290   | 0.000         | 0.000    | 0.000   | 01/01/2018     |              | Final  |
| Lycamobile (089) ported to Vodafone                                      | 1.290           | 1.290    | 1.290   | 0.000         | 0.000    | 0.000   | 01/01/2018     |              | Final  |
| UPC mobile (089) ported to Vodafone                                      | 1.290           | 1.290    | 1.290   | 0.000         | 0.000    | 0.000   | 01/01/2018     |              | Final  |
| Carphone mobile (089) ported to Vodafone                                 | 1.290           | 1.290    | 1.290   | 0.000         | 0.000    | 0.000   | 01/01/2018     |              | Final  |

**Note:**

Table 101 list the payment to the terminating Operator for the services listed in that table.  
Rates are quoted in Euro cent





| Table 101 (2 of 2)   |                 |          |         |               |          |         |                |              |        |
|--|-----------------|----------|---------|---------------|----------|---------|----------------|--------------|--------|
| Mobile Termination Rates (from 01/01/2018) Revised Rates. See note below |                 |          |         |               |          |         |                |              |        |
| Operator   | Cent Per Minute |          |         | Cent Per Call |          |         | Effective from | Effective to | Status |
|  | Peak            | Off Peak | Weekend | Peak          | Off Peak | Weekend |                |              |        |
| Hutchison  | 0.790           | 0.790    | 0.790   | 0.000         | 0.000    | 0.000   | 01/01/2018     |              | Final  |
| Meteor (085) ported to Hutchison   | 1.002           | 0.908    | 0.896   | 0.663         | 0.370    | 0.331   | 01/01/2018     |              | Final  |
| Vodafone (087) ported to Hutchison                                       | 1.002           | 0.908    | 0.896   | 0.663         | 0.370    | 0.331   | 01/01/2018     |              | Final  |
| O2 (086) ported to Hutchison   | 1.290           | 1.290    | 1.290   | 0.000         | 0.000    | 0.000   | 01/01/2018     |              | Final  |
| Tesco Mobile (089) Ported to Hutchison                                   | 1.290           | 1.290    | 1.290   | 0.000         | 0.000    | 0.000   | 01/01/2018     |              | Final  |
| Lycamobile (089) ported to Hutchison                                     | 1.290           | 1.290    | 1.290   | 0.000         | 0.000    | 0.000   | 01/01/2018     |              | Final  |
| UPC mobile (089) ported to Hutchison                                     | 1.290           | 1.290    | 1.290   | 0.000         | 0.000    | 0.000   | 01/01/2018     |              | Final  |
| Carphone mobile (089) ported to Hutchison                                | 1.290           | 1.290    | 1.290   | 0.000         | 0.000    | 0.000   | 01/01/2018     |              | Final  |
| Tesco Mobile   | 0.790           | 0.790    | 0.790   | 0.000         | 0.000    | 0.000   | 01/01/2018     |              | Final  |
| Meteor (085) ported to Tesco Mobile                                      | 1.002           | 0.908    | 0.896   | 0.663         | 0.370    | 0.331   | 01/01/2018     |              | Final  |
| O2 (086) ported to Tesco Mobile  | 1.290           | 1.290    | 1.290   | 0.000         | 0.000    | 0.000   | 01/01/2018     |              | Final  |
| Vodafone (087) ported to Tesco Mobile                                    | 1.002           | 0.908    | 0.896   | 0.663         | 0.370    | 0.331   | 01/01/2018     |              | Final  |
| Hutchison (083) ported to Tesco Mobile                                   | 1.290           | 1.290    | 1.290   | 0.000         | 0.000    | 0.000   | 01/01/2018     |              | Final  |
| Lycamobile (089) ported to Tesco Mobile                                  | 1.290           | 1.290    | 1.290   | 0.000         | 0.000    | 0.000   | 01/01/2018     |              | Final  |
| UPC mobile (089) ported to Tesco Mobile                                  | 1.290           | 1.290    | 1.290   | 0.000         | 0.000    | 0.000   | 01/01/2018     |              | Final  |
| Carphone mobile (089) ported to Tesco Mobile                             | 1.290           | 1.290    | 1.290   | 0.000         | 0.000    | 0.000   | 01/01/2018     |              | Final  |
| Lycamobile   | 0.790           | 0.790    | 0.790   | 0.000         | 0.000    | 0.000   | 01/01/2018     |              | Final  |
| Meteor (085) ported to Lycamobile  | 1.002           | 0.908    | 0.896   | 0.663         | 0.370    | 0.331   | 01/01/2018     |              | Final  |
| O2 (086) ported to Lycamobile  | 1.290           | 1.290    | 1.290   | 0.000         | 0.000    | 0.000   | 01/01/2018     |              | Final  |
| Vodafone (087) ported to Lycamobile                                      | 1.002           | 0.908    | 0.896   | 0.663         | 0.370    | 0.331   | 01/01/2018     |              | Final  |
| Hutchison (083) ported to Lycamobile                                     | 1.290           | 1.290    | 1.290   | 0.000         | 0.000    | 0.000   | 01/01/2018     |              | Final  |
| Tesco Mobile (089) Ported to Lycamobile                                  | 1.290           | 1.290    | 1.290   | 0.000         | 0.000    | 0.000   | 01/01/2018     |              | Final  |
| UPC mobile (089) ported to Lycamobile                                    | 1.290           | 1.290    | 1.290   | 0.000         | 0.000    | 0.000   | 01/01/2018     |              | Final  |
| Carphone mobile (089) ported to Lycamobile                               | 1.290           | 1.290    | 1.290   | 0.000         | 0.000    | 0.000   | 01/01/2018     |              | Final  |
| UPC Mobile   | 2.600           | 2.600    | 2.600   | 0.000         | 0.000    | 0.000   | 01/01/2018     |              | Final  |
| Meteor (085) ported to UPC Mobile  | 2.812           | 2.718    | 2.706   | 0.663         | 0.370    | 0.331   | 01/01/2018     |              | Final  |
| O2 (086) ported to UPC Mobile  | 3.100           | 3.100    | 3.100   | 0.000         | 0.000    | 0.000   | 01/01/2018     |              | Final  |
| Vodafone (087) ported to UPC Mobile                                      | 2.812           | 2.718    | 2.706   | 0.663         | 0.370    | 0.331   | 01/01/2018     |              | Final  |
| Hutchison (083) ported to UPC Mobile                                     | 3.100           | 3.100    | 3.100   | 0.000         | 0.000    | 0.000   | 01/01/2018     |              | Final  |
| Tesco Mobile (089) ported to UPC Mobile                                  | 3.100           | 3.100    | 3.100   | 0.000         | 0.000    | 0.000   | 01/01/2018     |              | Final  |
| Lycamobile (089) ported to UPC Mobile                                    | 3.100           | 3.100    | 3.100   | 0.000         | 0.000    | 0.000   | 01/01/2018     |              | Final  |
| Carphone Mobile (089) ported to UPC Mobile                               | 3.100           | 3.100    | 3.100   | 0.000         | 0.000    | 0.000   | 01/01/2018     |              | Final  |
| Carphone Mobile  | 1.820           | 1.820    | 1.820   | 0.000         | 0.000    | 0.000   | 01/01/2018     |              | Final  |
| Meteor (085) ported to Carphone Mobile                                   | 2.032           | 1.938    | 1.926   | 0.663         | 0.370    | 0.331   | 01/01/2018     |              | Final  |
| Vodafone (087) ported to Carphone Mobile                                 | 2.032           | 1.938    | 1.926   | 0.663         | 0.370    | 0.331   | 01/01/2018     |              | Final  |
| O2 (086) ported to Carphone Mobile                                       | 2.320           | 2.320    | 2.320   | 0.000         | 0.000    | 0.000   | 01/01/2018     |              | Final  |
| Tesco Mobile (089) Ported to Carphone Mobile                             | 2.320           | 2.320    | 2.320   | 0.000         | 0.000    | 0.000   | 01/01/2018     |              | Final  |
| Lycamobile (089) ported to Carphone Mobile                               | 2.320           | 2.320    | 2.320   | 0.000         | 0.000    | 0.000   | 01/01/2018     |              | Final  |
| Hutchison (083) Ported to Carphone Mobile                                | 2.320           | 2.320    | 2.320   | 0.000         | 0.000    | 0.000   | 01/01/2018     |              | Final  |
| UPC Mobile (089) Ported to Carphone Mobile                               | 2.320           | 2.320    | 2.320   | 0.000         | 0.000    | 0.000   | 01/01/2018     |              | Final  |

**Note:**

Table 101 list the payment to the terminating Operator for the services listed in that table.  
Rates are quoted in Euro cent



**Table 102**  
**Mobile Termination Rates to 30/06/07**

| Operator                           | Cent Per Minute |           |          | Cent Per Call |          |         | Effective from | Effective to | Status |
|------------------------------------|-----------------|-----------|----------|---------------|----------|---------|----------------|--------------|--------|
|                                    | Peak            | Off Peak  | Weekend  | Peak          | Off Peak | Weekend |                |              |        |
| Meteor                             | 17.988333       | 11.545643 | 8.994167 | 0.663         | 0.37     | 0.331   | 01/04/2004     | 31/12/2005   | Final  |
| Meteor                             | 16.572          | 11.548    | 8.986    | 0.663         | 0.37     | 0.331   | 01/01/2006     | 30/06/2006   | Final  |
| Meteor                             | 16.588          | 11.553    | 8.99     | 0.663         | 0.361    | 0.321   | 01/07/2006     | 31/12/2006   | Final  |
| Meteor                             | 16.128          | 10.833    | 8.43     | 0.663         | 0.361    | 0.321   | 01/01/2007     | 30/06/2007   | Final  |
| Vodafone (087) ported to Meteor    | 18.200333       | 11.663643 | 9.100167 | 1.326         | 0.740    | 0.662   | 01/12/2004     | 31/12/2005   | Final  |
| Vodafone (087) ported to Meteor    | 16.784          | 11.666    | 9.092    | 1.326         | 0.740    | 0.662   | 01/01/2006     | 30/06/2006   | Final  |
| Vodafone (087) ported to Meteor    | 16.800          | 11.671    | 9.096    | 1.326         | 0.731    | 0.652   | 01/07/2006     | 31/12/2006   | Final  |
| Vodafone (087) ported to Meteor    | 16.340          | 10.951    | 8.536    | 1.326         | 0.731    | 0.652   | 01/01/2007     | 30/06/2007   | Final  |
| O2 (086) ported to Meteor          | 18.488333       | 12.045643 | 9.494167 | 0.663         | 0.37     | 0.331   | 01/07/2004     | 31/12/2005   | Final  |
| O2 (086) ported to Meteor          | 17.072          | 12.048    | 9.486    | 0.663         | 0.37     | 0.331   | 01/01/2006     | 30/06/2006   | Final  |
| O2 (086) ported to Meteor          | 17.088          | 12.053    | 9.49     | 0.663         | 0.361    | 0.321   | 01/07/2006     | 31/12/2006   | Final  |
| O2 (086) ported to Meteor          | 16.628          | 11.333    | 8.93     | 0.663         | 0.361    | 0.321   | 01/01/2007     | 30/06/2007   | Final  |
| Hutchison (083) ported to Meteor   | 17.988333       | 11.545643 | 8.994167 | 0.663         | 0.37     | 0.331   | 01/09/2005     | 31/12/2005   | Final  |
| Hutchison (083) ported to Meteor   | 16.572          | 11.548    | 8.986    | 0.663         | 0.37     | 0.331   | 01/01/2006     | 30/06/2006   | Final  |
| Hutchison (083) ported to Meteor   | 16.588          | 11.553    | 8.99     | 0.663         | 0.361    | 0.321   | 01/07/2006     | 31/12/2006   | Final  |
| Hutchison (083) ported to Meteor   | 16.128          | 10.833    | 8.43     | 0.663         | 0.361    | 0.321   | 01/01/2007     | 30/06/2007   | Final  |
| O2                                 | 13.112          | 10.118    | 7.976    | 0.663         | 0.37     | 0.331   | 01/09/2004     | 31/12/2005   | Final  |
| O2                                 | 13.112          | 8.368     | 6.116    | 0.663         | 0.37     | 0.331   | 01/01/2006     | 30/06/2006   | Final  |
| O2                                 | 13.128          | 8.373     | 6.12     | 0.663         | 0.361    | 0.321   | 01/07/2006     | 31/12/2006   | Final  |
| O2                                 | 11.478          | 8.113     | 8.1      | 0.663         | 0.361    | 0.321   | 01/01/2007     | 30/06/2007   | Final  |
| Vodafone(087) ported to O2         | 13.324          | 10.236    | 8.082    | 1.326         | 0.74     | 0.662   | 01/12/2004     | 31/12/2005   | Final  |
| Vodafone(087) ported to O2         | 13.324          | 8.486     | 6.222    | 1.326         | 0.74     | 0.662   | 01/01/2006     | 30/06/2006   | Final  |
| Vodafone(087) ported to O2         | 13.34           | 8.491     | 6.226    | 1.326         | 0.731    | 0.652   | 01/07/2006     | 31/12/2006   | Final  |
| Vodafone(087) ported to O2         | 11.69           | 8.231     | 8.206    | 1.326         | 0.731    | 0.652   | 01/01/2007     | 30/06/2007   | Final  |
| Meteor (085) ported to O2          | 13.112          | 10.118    | 7.976    | 0.663         | 0.37     | 0.331   | 01/09/2004     | 31/12/2005   | Final  |
| Meteor (085) ported to O2          | 13.112          | 8.368     | 6.116    | 0.663         | 0.37     | 0.331   | 01/01/2006     | 30/06/2006   | Final  |
| Meteor (085) ported to O2          | 13.34           | 8.491     | 6.226    | 1.326         | 0.731    | 0.652   | 01/07/2006     | 31/12/2006   | Final  |
| Meteor (085) ported to O2          | 11.69           | 8.231     | 8.206    | 1.326         | 0.731    | 0.652   | 01/01/2007     | 30/06/2007   | Final  |
| Hutchison (083) ported to O2       | 13.112          | 10.118    | 7.976    | 0.663         | 0.37     | 0.331   | 01/09/2005     | 31/12/2005   | Final  |
| Hutchison (083) ported to O2       | 13.112          | 8.368     | 6.116    | 0.663         | 0.37     | 0.331   | 01/01/2006     | 30/06/2006   | Final  |
| Hutchison (083) ported to O2       | 13.128          | 8.373     | 6.12     | 0.663         | 0.361    | 0.321   | 01/07/2006     | 31/12/2006   | Final  |
| Hutchison (083) ported to O2       | 11.478          | 8.113     | 8.1      | 0.663         | 0.361    | 0.321   | 01/01/2007     | 30/06/2007   | Final  |
| Vodafone                           | 13.112          | 11.538    | 6.076    | 0.663         | 0.37     | 0.331   | 01/09/2004     | 31/12/2005   | Final  |
| Vodafone                           | 13.112          | 8.868     | 6.076    | 0.663         | 0.37     | 0.331   | 01/01/2006     | 30/06/2006   | Final  |
| Vodafone                           | 13.128          | 8.873     | 6.08     | 0.663         | 0.361    | 0.321   | 01/07/2006     | 31/12/2006   | Final  |
| Vodafone                           | 12.488          | 8.273     | 5.11     | 0.663         | 0.361    | 0.321   | 01/01/2007     | 30/06/2007   | Final  |
| O2 (086) Ported to Vodafone        | 13.612          | 12.038    | 6.576    | 0.663         | 0.37     | 0.331   | 01/09/2004     | 31/12/2005   | Final  |
| O2 (086) Ported to Vodafone        | 13.612          | 9.368     | 6.576    | 0.663         | 0.37     | 0.331   | 01/01/2006     | 30/06/2006   | Final  |
| O2 (086) Ported to Vodafone        | 13.628          | 9.373     | 6.58     | 0.663         | 0.361    | 0.321   | 01/07/2006     | 31/12/2006   | Final  |
| O2 (086) Ported to Vodafone        | 12.988          | 8.773     | 5.61     | 0.663         | 0.361    | 0.321   | 01/01/2007     | 30/06/2007   | Final  |
| Meteor (085) ported to Vodafone    | 13.112          | 11.538    | 6.076    | 0.663         | 0.37     | 0.331   | 01/09/2004     | 31/12/2005   | Final  |
| Meteor (085) ported to Vodafone    | 13.112          | 8.868     | 6.076    | 0.663         | 0.37     | 0.331   | 01/01/2006     | 30/06/2006   | Final  |
| Meteor (085) ported to Vodafone    | 13.34           | 8.991     | 6.186    | 1.326         | 0.731    | 0.652   | 01/07/2006     | 31/12/2006   | Final  |
| Meteor (085) ported to Vodafone    | 12.7            | 8.391     | 5.216    | 1.326         | 0.731    | 0.652   | 01/01/2007     | 30/06/2007   | Final  |
| Hutchison (083) ported to Vodafone | 13.112          | 11.538    | 6.076    | 0.663         | 0.37     | 0.331   | 01/09/2005     | 31/12/2005   | Final  |
| Hutchison (083) ported to Vodafone | 13.112          | 8.868     | 6.076    | 0.663         | 0.37     | 0.331   | 01/01/2006     | 30/06/2006   | Final  |
| Hutchison (083) ported to Vodafone | 13.128          | 8.873     | 6.08     | 0.663         | 0.361    | 0.321   | 01/07/2006     | 31/12/2006   | Final  |
| Hutchison (083) ported to Vodafone | 12.488          | 8.273     | 5.11     | 0.663         | 0.361    | 0.321   | 01/01/2007     | 30/06/2007   | Final  |
| Hutchison                          | 17.988333       | 11.545643 | 8.994167 | 0.663         | 0.37     | 0.331   | 01/04/2004     | 30/06/2006   | Final  |
| Hutchison                          | 18.0043         | 11.5506   | 8.9982   | 0.663         | 0.361    | 0.321   | 01/07/2006     | 30/06/2007   | Final  |
| Meteor (085) ported to Hutchison   | 17.988333       | 11.545643 | 8.994167 | 0.663         | 0.37     | 0.331   | 01/09/2005     | 30/06/2006   | Final  |
| Meteor (085) ported to Hutchison   | 18.2163         | 11.6686   | 9.1042   | 1.3260        | 0.731    | 0.6520  | 01/07/2006     | 30/06/2007   | Final  |
| Vodafone (087) ported to Hutchison | 18.200333       | 11.663643 | 9.100167 | 1.326         | 0.740    | 0.662   | 01/09/2005     | 30/06/2006   | Final  |
| Vodafone (087) ported to Hutchison | 18.2163         | 11.6686   | 9.1042   | 1.3260        | 0.731    | 0.6520  | 01/07/2006     | 30/06/2007   | Final  |
| O2 (086) ported to Hutchison       | 18.488333       | 12.045643 | 9.494167 | 0.663         | 0.370    | 0.331   | 01/09/2005     | 30/06/2006   | Final  |
| O2 (086) ported to Hutchison       | 18.5043         | 12.0506   | 9.4982   | 0.6630        | 0.361    | 0.3210  | 01/07/2006     | 30/06/2007   | Final  |

01/07/07

**Note**  
Table 102 list the charges to the Originating Operator for Transit traffic destined for the services listed in that table.  
Rates are quoted in Euro cent



| Table 102<br>Mobile Termination Rates (01/07/07 to 31/12/07) |                 |           |          |               |          |         |                |              |        |
|--|-----------------|-----------|----------|---------------|----------|---------|----------------|--------------|--------|
| Operator   | Cent Per Minute |           |          | Cent Per Call |          |         | Effective from | Effective to | Status |
|  | Peak            | Off Peak  | Weekend  | Peak          | Off Peak | Weekend |                |              |        |
| Meteor   | 16.104          | 10.822    | 8.418    | 0.621         | 0.344    | 0.301   | 01/07/2007     | 31/12/2007   | Final  |
| Vodafone (087) ported to Meteor                              | 16.316          | 10.940    | 8.524    | 1.284         | 0.714    | 0.632   | 01/07/2007     | 31/12/2007   | Final  |
| O2 (086) ported to Meteor                                    | 16.604          | 11.322    | 8.918    | 0.621         | 0.344    | 0.301   | 01/07/2007     | 31/12/2007   | Final  |
| Hutchison (083) ported to Meteor                             | 16.104          | 10.822    | 8.418    | 0.621         | 0.344    | 0.301   | 01/07/2007     | 30/09/2007   | Final  |
| Hutchison (083) ported to Meteor                             | 16.604          | 11.322    | 8.918    | 0.621         | 0.344    | 0.301   | 01/10/2007     | 31/12/2007   | Final  |
| Tesco Mobile (089) Ported to Meteor                          | 16.3044         | 10.934    | 8.516    | 1.242         | 0.688    | 0.602   | 01/12/2007     | 31/12/2007   | Final  |
| O2   | 11.454          | 8.102     | 8.088    | 0.621         | 0.344    | 0.301   | 01/07/2007     | 31/12/2007   | Final  |
| Vodafone(087) ported to O2                                   | 11.666          | 8.220     | 8.194    | 1.284         | 0.714    | 0.632   | 01/07/2007     | 31/12/2007   | Final  |
| Meteor (085) ported to O2                                    | 11.666          | 8.22      | 8.194    | 1.284         | 0.714    | 0.632   | 01/07/2007     | 31/12/2007   | Final  |
| Hutchison (083) ported to O2                                 | 11.454          | 8.102     | 8.088    | 0.621         | 0.344    | 0.301   | 01/07/2007     | 30/09/2007   | Final  |
| Hutchison (083) ported to O2                                 | 11.954          | 8.602     | 8.588    | 0.621         | 0.344    | 0.301   | 01/10/2007     | 31/12/2007   | Final  |
| Tesco Mobile (089) Ported to O2                              | 11.6544         | 8.214     | 8.186    | 1.242         | 0.688    | 0.602   | 01/12/2007     | 31/12/2007   | Final  |
| Vodafone   | 12.464          | 8.262     | 5.098    | 0.621         | 0.344    | 0.301   | 01/07/2007     | 31/12/2007   | Final  |
| O2 (086) Ported to Vodafone                                  | 12.964          | 8.762     | 5.60     | 0.621         | 0.344    | 0.301   | 01/07/2007     | 31/12/2007   | Final  |
| Meteor (085) ported to Vodafone                              | 12.676          | 8.38      | 5.204    | 1.284         | 0.714    | 0.632   | 01/07/2007     | 31/12/2007   | Final  |
| Hutchison (083) ported to Vodafone                           | 12.464          | 8.262     | 5.098    | 0.621         | 0.344    | 0.301   | 01/07/2007     | 30/09/2007   | Final  |
| Hutchison (083) ported to Vodafone                           | 12.964          | 8.762     | 5.598    | 0.621         | 0.344    | 0.301   | 01/10/2007     | 31/12/2007   | Final  |
| Tesco Mobile (089) Ported to Vodafone                        | 12.6644         | 8.374     | 5.196    | 1.242         | 0.688    | 0.602   | 01/12/2007     | 31/12/2007   | Final  |
| Hutchison  | 17.9803         | 11.5396   | 8.9862   | 0.621         | 0.344    | 0.301   | 01/07/2007     | 31/12/2007   | Final  |
| Meteor (085) ported to Hutchison                             | 18.1923         | 11.6576   | 9.0922   | 1.2840        | 0.714    | 0.6320  | 01/07/2007     | 31/12/2007   | Final  |
| Vodafone (087) ported to Hutchison                           | 18.1923         | 11.6576   | 9.0922   | 1.2840        | 0.714    | 0.6320  | 01/07/2007     | 31/12/2007   | Final  |
| O2 (086) ported to Hutchison                                 | 18.4803         | 12.0396   | 9.4862   | 0.6210        | 0.344    | 0.3010  | 01/07/2007     | 31/12/2007   | Final  |
| Tesco Mobile (089) Ported to Hutchison                       | 18.180733       | 11.651643 | 9.084167 | 1.242         | 0.688    | 0.602   | 01/12/2007     | 31/12/2007   | Final  |
| Tesco Mobile   | 18.208          | 12.724    | 10.396   | 1.242         | 0.688    | 0.602   | 01/10/2007     | 31/12/2007   | Final  |
| Meteor (085) ported to Tesco Mobile                          | 18.420          | 12.842    | 10.502   | 1.905         | 1.058    | 0.933   | 01/10/2007     | 31/12/2007   | Final  |
| O2 (086) ported to Tesco Mobile                              | 18.708          | 13.224    | 10.896   | 1.242         | 0.688    | 0.602   | 01/10/2007     | 31/12/2007   | Final  |
| Vodafone (087) ported to Tesco Mobile                        | 18.420          | 12.842    | 10.502   | 1.905         | 1.058    | 0.933   | 01/10/2007     | 31/12/2007   | Final  |
| Hutchison (083) ported to Tesco Mobile                       | 18.708          | 13.224    | 10.896   | 1.242         | 0.688    | 0.602   | 01/10/2007     | 31/12/2007   | Final  |

**Note**

Table 102 list the charges to the Originating Operator for Transit traffic destined for the services listed in that table. Rates are quoted in Euro cent



**Table 102**  
**Mobile Termination Rates (from 01/01/08 to 31/03/10)**

| Operator                               | Cent Per Minute |           |          | Cent Per Call |          |         | Effective from | Effective to | Status |
|--|-----------------|-----------|----------|---------------|----------|---------|----------------|--------------|--------|
|  | Peak            | Off Peak  | Weekend  | Peak          | Off Peak | Weekend |                |              |        |
| Meteor                                 | 15.804          | 9.902     | 7.698    | 0.621         | 0.344    | 0.301   | 01/01/2008     | 31/12/2008   | Final  |
| Meteor                                 | 15.804          | 9.902     | 5.308    | 0.621         | 0.344    | 0.301   | 01/01/2009     | 31/03/2010   | Final  |
| Vodafone (087) ported to Meteor        | 16.016          | 10.020    | 7.804    | 1.284         | 0.714    | 0.632   | 01/01/2008     | 31/12/2008   | Final  |
| Vodafone (087) ported to Meteor        | 16.016          | 10.020    | 5.414    | 1.284         | 0.714    | 0.632   | 01/01/2009     | 31/03/2010   | Final  |
| O2 (086) ported to Meteor              | 16.304          | 10.402    | 8.198    | 0.621         | 0.344    | 0.301   | 01/01/2008     | 31/12/2008   | Final  |
| O2 (086) ported to Meteor              | 16.304          | 10.402    | 5.808    | 0.621         | 0.344    | 0.301   | 01/01/2009     | 31/03/2010   | Final  |
| Hutchison (083) ported to Meteor       | 16.304          | 10.402    | 8.198    | 0.621         | 0.344    | 0.301   | 01/01/2008     | 31/12/2008   | Final  |
| Hutchison (083) ported to Meteor       | 16.304          | 10.402    | 5.808    | 0.621         | 0.344    | 0.301   | 01/01/2009     | 31/03/2010   | Final  |
| Tesco Mobile (089) Ported to Meteor    | 16.0044         | 10.014    | 7.796    | 1.242         | 0.688    | 0.602   | 01/01/2008     | 31/12/2008   | Final  |
| Tesco Mobile (089) Ported to Meteor    | 16.0044         | 10.014    | 5.406    | 1.242         | 0.688    | 0.602   | 01/01/2009     | 30/04/2009   | Final  |
| Tesco Mobile (089) Ported to Meteor    | 16.3040         | 10.402    | 5.808    | 0.621         | 0.344    | 0.301   | 01/05/2009     | 31/03/2010   | Final  |
| O <sub>2</sub>                         | 11.434          | 9.602     | 4.848    | 0.621         | 0.344    | 0.301   | 01/01/2008     | 31/12/2008   | Final  |
| O <sub>2</sub>                         | 11.134          | 8.912     | 4.848    | 0.621         | 0.344    | 0.301   | 01/01/2009     | 31/03/2010   | Final  |
| Vodafone(087) ported to O2             | 11.646          | 9.720     | 4.954    | 1.284         | 0.714    | 0.632   | 01/01/2008     | 31/12/2008   | Final  |
| Vodafone(087) ported to O2             | 11.346          | 9.030     | 4.954    | 1.284         | 0.714    | 0.632   | 01/01/2009     | 31/03/2010   | Final  |
| Meteor (085) ported to O2              | 11.646          | 9.72      | 4.954    | 1.284         | 0.714    | 0.632   | 01/01/2008     | 31/12/2008   | Final  |
| Meteor (085) ported to O2              | 11.346          | 9.030     | 4.954    | 1.284         | 0.714    | 0.632   | 01/01/2009     | 31/03/2010   | Final  |
| Hutchison (083) ported to O2           | 11.934          | 10.102    | 5.348    | 0.621         | 0.344    | 0.301   | 01/01/2008     | 31/12/2008   | Final  |
| Hutchison (083) ported to O2           | 11.634          | 9.412     | 5.348    | 0.621         | 0.344    | 0.301   | 01/01/2009     | 31/03/2010   | Final  |
| Tesco Mobile (089) Ported to O2        | 11.6344         | 9.714     | 4.946    | 1.242         | 0.688    | 0.602   | 01/01/2008     | 31/12/2008   | Final  |
| Tesco Mobile (089) Ported to O2        | 11.3344         | 9.024     | 4.946    | 1.242         | 0.688    | 0.602   | 01/01/2009     | 30/04/2009   | Final  |
| Tesco Mobile (089) Ported to O2        | 11.6340         | 9.412     | 5.348    | 0.621         | 0.344    | 0.301   | 01/05/2009     | 31/03/2010   | Final  |
| Vodafone                               | 12.094          | 7.892     | 4.968    | 0.621         | 0.344    | 0.301   | 01/01/2008     | 31/12/2008   | Final  |
| Vodafone                               | 12.954          | 4.939     | 4.925    | 0.621         | 0.344    | 0.301   | 01/01/2009     | 31/03/2010   | Final  |
| O2 (086) Ported to Vodafone            | 12.594          | 8.392     | 5.47     | 0.621         | 0.344    | 0.301   | 01/01/2008     | 31/12/2008   | Final  |
| O2 (086) Ported to Vodafone            | 13.454          | 5.439     | 5.425    | 0.621         | 0.344    | 0.301   | 01/01/2009     | 31/03/2010   | Final  |
| Meteor (085) ported to Vodafone        | 12.306          | 8.01      | 5.074    | 1.284         | 0.714    | 0.632   | 01/01/2008     | 31/12/2008   | Final  |
| Meteor (085) ported to Vodafone        | 13.166          | 5.057     | 5.031    | 1.284         | 0.714    | 0.632   | 01/01/2009     | 31/03/2010   | Final  |
| Hutchison (083) ported to Vodafone     | 12.594          | 8.392     | 5.468    | 0.621         | 0.344    | 0.301   | 01/01/2008     | 31/12/2008   | Final  |
| Hutchison (083) ported to Vodafone     | 13.454          | 5.439     | 5.425    | 0.621         | 0.344    | 0.301   | 01/01/2009     | 31/03/2010   | Final  |
| Tesco Mobile (089) Ported to Vodafone  | 12.2944         | 8.004     | 5.066    | 1.242         | 0.688    | 0.602   | 01/01/2008     | 31/12/2008   | Final  |
| Tesco Mobile (089) Ported to Vodafone  | 13.1544         | 5.051     | 5.023    | 1.242         | 0.688    | 0.602   | 01/01/2009     | 30/04/2009   | Final  |
| Tesco Mobile (089) Ported to Vodafone  | 13.4540         | 5.439     | 5.425    | 0.621         | 0.344    | 0.301   | 01/05/2009     | 31/03/2010   | Final  |
| Hutchison                              | 17.9803         | 11.5396   | 8.9862   | 0.621         | 0.344    | 0.301   | 01/01/2008     | 31/03/2010   | Final  |
| Meteor (085) ported to Hutchison       | 18.1923         | 11.6576   | 9.0922   | 1.2840        | 0.714    | 0.6320  | 01/01/2008     | 31/03/2010   | Final  |
| Vodafone (087) ported to Hutchison     | 18.1923         | 11.6576   | 9.0922   | 1.2840        | 0.714    | 0.6320  | 01/01/2008     | 31/03/2010   | Final  |
| O2 (086) ported to Hutchison           | 18.4803         | 12.0396   | 9.4862   | 0.6210        | 0.344    | 0.3010  | 01/01/2008     | 31/03/2010   | Final  |
| Tesco Mobile (089) Ported to Hutchison | 18.180733       | 11.651643 | 9.084167 | 1.242         | 0.688    | 0.602   | 01/01/2008     | 30/04/2009   | Final  |
| Tesco Mobile (089) Ported to Hutchison | 18.480333       | 12.039643 | 9.486167 | 0.621         | 0.344    | 0.301   | 01/05/2009     | 31/03/2010   | Final  |
| Tesco Mobile                           | 18.208          | 12.724    | 10.396   | 1.242         | 0.688    | 0.602   | 01/01/2008     | 30/04/2009   | Final  |
| Tesco Mobile                           | 18.004          | 12.612    | 10.298   | 0.621         | 0.344    | 0.301   | 01/05/2009     | 31/12/2010   | Final  |
| Tesco Mobile                           | 17.324          | 12.132    | 9.908    | 0.621         | 0.344    | 0.301   | 01/01/2010     | 31/03/2010   | Final  |
| Meteor (085) ported to Tesco Mobile    | 18.420          | 12.842    | 10.502   | 1.905         | 1.058    | 0.933   | 01/01/2008     | 30/04/2009   | Final  |
| Meteor (085) ported to Tesco Mobile    | 18.216          | 12.730    | 10.404   | 1.284         | 0.714    | 0.632   | 01/05/2009     | 31/12/2010   | Final  |
| Meteor (085) ported to Tesco Mobile    | 17.536          | 12.250    | 10.014   | 1.284         | 0.714    | 0.632   | 01/01/2010     | 31/03/2010   | Final  |
| O2 (086) ported to Tesco Mobile        | 18.708          | 13.224    | 10.896   | 1.242         | 0.688    | 0.602   | 01/01/2008     | 30/04/2009   | Final  |
| O2 (086) ported to Tesco Mobile        | 18.504          | 13.112    | 10.798   | 0.621         | 0.344    | 0.301   | 01/05/2009     | 31/12/2010   | Final  |
| O2 (086) ported to Tesco Mobile        | 17.824          | 12.632    | 10.408   | 0.621         | 0.344    | 0.301   | 01/01/2010     | 31/03/2010   | Final  |
| Vodafone (087) ported to Tesco Mobile  | 18.420          | 12.842    | 10.502   | 1.905         | 1.058    | 0.933   | 01/01/2008     | 30/04/2009   | Final  |
| Vodafone (087) ported to Tesco Mobile  | 18.216          | 12.730    | 10.404   | 1.284         | 0.714    | 0.632   | 01/05/2009     | 31/12/2010   | Final  |
| Vodafone (087) ported to Tesco Mobile  | 17.536          | 12.250    | 10.014   | 1.284         | 0.714    | 0.632   | 01/01/2010     | 31/03/2010   | Final  |
| Hutchison (083) ported to Tesco Mobile | 18.708          | 13.224    | 10.896   | 1.242         | 0.688    | 0.602   | 01/01/2008     | 30/04/2009   | Final  |
| Hutchison (083) ported to Tesco Mobile | 18.504          | 13.112    | 10.798   | 0.621         | 0.344    | 0.301   | 01/05/2009     | 31/12/2010   | Final  |
| Hutchison (083) ported to Tesco Mobile | 17.824          | 12.632    | 10.408   | 0.621         | 0.344    | 0.301   | 01/01/2010     | 31/03/2010   | Final  |

01/07/10

**Note**  
Table 102 list the charges to the Originating Operator for Transit traffic destined for the services listed in that table.  
Rates are quoted in Euro cent

# Switched Transit Routing and Price List

| Table 102<br>Mobile Termination Rates (from 01/04/10 to 29/06/11) |                 |          |         |               |          |         |                |              |        |
|---|-----------------|----------|---------|---------------|----------|---------|----------------|--------------|--------|
| Operator  | Cent Per Minute |          |         | Cent Per Call |          |         | Effective from | Effective to | Status |
|   | Peak            | Off Peak | Weekend | Peak          | Off Peak | Weekend |                |              |        |
| Meteor  | 10.634          | 9.902    | 5.308   | 0.621         | 0.344    | 0.301   | 01/04/2010     | 30/09/2010   | Final  |
| Meteor  | 10.634          | 8.492    | 4.558   | 0.621         | 0.344    | 0.301   | 01/10/2010     | 30/12/2010   | Final  |
| Meteor  | 10.634          | 1.962    | 1.948   | 0.621         | 0.344    | 0.301   | 31/12/2010     | 29/06/2011   | Final  |
| Vodafone (087) ported to Meteor                                   | 10.846          | 10.020   | 5.414   | 1.284         | 0.714    | 0.632   | 01/04/2010     | 30/09/2010   | Final  |
| Vodafone (087) ported to Meteor                                   | 10.846          | 8.610    | 4.664   | 1.284         | 0.714    | 0.632   | 01/10/2010     | 30/12/2010   | Final  |
| Vodafone (087) ported to Meteor                                   | 10.846          | 2.080    | 2.054   | 1.284         | 0.714    | 0.632   | 31/12/2010     | 29/06/2011   | Final  |
| O2 (086) ported to Meteor   | 11.134          | 10.402   | 5.808   | 0.621         | 0.344    | 0.301   | 01/04/2010     | 30/09/2010   | Final  |
| O2 (086) ported to Meteor   | 11.134          | 8.992    | 5.058   | 0.621         | 0.344    | 0.301   | 01/10/2010     | 30/12/2010   | Final  |
| O2 (086) ported to Meteor   | 11.134          | 2.462    | 2.448   | 0.621         | 0.344    | 0.301   | 31/12/2010     | 29/06/2011   | Final  |
| Hutchison (083) ported to Meteor                                  | 11.134          | 10.402   | 5.808   | 0.621         | 0.344    | 0.301   | 01/04/2010     | 30/09/2010   | Final  |
| Hutchison (083) ported to Meteor                                  | 11.134          | 8.992    | 5.058   | 0.621         | 0.344    | 0.301   | 01/10/2010     | 30/12/2010   | Final  |
| Hutchison (083) ported to Meteor                                  | 11.134          | 2.462    | 2.448   | 0.621         | 0.344    | 0.301   | 31/12/2010     | 29/06/2011   | Final  |
| Tesco Mobile (089) Ported to Meteor                               | 11.134          | 10.402   | 5.808   | 0.621         | 0.344    | 0.301   | 01/04/2010     | 30/09/2010   | Final  |
| Tesco Mobile (089) Ported to Meteor                               | 11.134          | 8.992    | 5.058   | 0.621         | 0.344    | 0.301   | 01/10/2010     | 30/12/2010   | Final  |
| Tesco Mobile (089) Ported to Meteor                               | 11.134          | 2.462    | 2.448   | 0.621         | 0.344    | 0.301   | 31/12/2010     | 29/06/2011   | Final  |
|   |                 |          |         |               |          |         |                |              |        |
| O2  | 9.084           | 7.262    | 3.958   | 0.621         | 0.344    | 0.301   | 01/04/2010     | 30/12/2010   | Final  |
| O2  | 7.034           | 4.042    | 3.498   | 0.621         | 0.344    | 0.301   | 31/12/2010     | 29/06/2011   | Final  |
| Vodafone(087) ported to O2  | 9.296           | 7.380    | 4.064   | 1.284         | 0.714    | 0.632   | 01/04/2010     | 30/12/2010   | Final  |
| Vodafone(087) ported to O2  | 7.246           | 4.160    | 3.604   | 1.284         | 0.714    | 0.632   | 31/12/2010     | 29/06/2011   | Final  |
| Meteor (085) ported to O2   | 9.296           | 7.380    | 4.064   | 1.284         | 0.714    | 0.632   | 01/04/2010     | 30/12/2010   | Final  |
| Meteor (085) ported to O2   | 7.246           | 4.160    | 3.604   | 1.284         | 0.714    | 0.632   | 31/12/2010     | 29/06/2011   | Final  |
| Hutchison (083) ported to O2                                      | 9.584           | 7.762    | 4.458   | 0.621         | 0.344    | 0.301   | 01/04/2010     | 30/12/2010   | Final  |
| Hutchison (083) ported to O2                                      | 7.534           | 4.542    | 3.998   | 0.621         | 0.344    | 0.301   | 31/12/2010     | 29/06/2011   | Final  |
| Tesco Mobile (089) Ported to O2                                   | 9.584           | 7.762    | 4.458   | 0.621         | 0.344    | 0.301   | 01/04/2010     | 30/12/2010   | Final  |
| Tesco Mobile (089) Ported to O2                                   | 7.534           | 4.542    | 3.998   | 0.621         | 0.344    | 0.301   | 31/12/2010     | 29/06/2011   | Final  |
|   |                 |          |         |               |          |         |                |              |        |
| Vodafone  | 9.753           | 4.939    | 4.925   | 0.621         | 0.344    | 0.301   | 01/04/2010     | 30/12/2010   | Final  |
| Vodafone  | 7.146           | 3.621    | 3.607   | 0.621         | 0.344    | 0.301   | 31/12/2010     | 29/06/2011   | Final  |
| O2 (086) Ported to Vodafone                                       | 10.253          | 5.439    | 5.425   | 0.621         | 0.344    | 0.301   | 01/04/2010     | 30/12/2010   | Final  |
| O2 (086) Ported to Vodafone                                       | 7.646           | 4.121    | 4.107   | 0.621         | 0.344    | 0.301   | 31/12/2010     | 29/06/2011   | Final  |
| Meteor (085) ported to Vodafone                                   | 9.965           | 5.057    | 5.031   | 1.284         | 0.714    | 0.632   | 01/04/2010     | 30/12/2010   | Final  |
| Meteor (085) ported to Vodafone                                   | 7.358           | 3.739    | 3.713   | 1.284         | 0.714    | 0.632   | 31/12/2010     | 29/06/2011   | Final  |
| Hutchison (083) ported to Vodafone                                | 10.253          | 5.439    | 5.425   | 0.621         | 0.344    | 0.301   | 01/04/2010     | 30/12/2010   | Final  |
| Hutchison (083) ported to Vodafone                                | 7.646           | 4.121    | 4.107   | 0.621         | 0.344    | 0.301   | 31/12/2010     | 29/06/2011   | Final  |
| Tesco Mobile (089) Ported to Vodafone                             | 10.253          | 5.439    | 5.425   | 0.621         | 0.344    | 0.301   | 01/04/2010     | 30/12/2010   | Final  |
| Tesco Mobile (089) Ported to Vodafone                             | 7.646           | 4.121    | 4.107   | 0.621         | 0.344    | 0.301   | 31/12/2010     | 29/06/2011   | Final  |
|   |                 |          |         |               |          |         |                |              |        |
| Hutchison   | 17.984          | 7.012    | 8.988   | 0.621         | 0.344    | 0.301   | 01/04/2010     | 30/12/2010   | Final  |
| Hutchison   | 14.084          | 2.112    | 8.988   | 0.621         | 0.344    | 0.301   | 31/12/2010     | 29/06/2011   | Final  |
| Meteor (085) ported to Hutchison                                  | 18.196          | 7.130    | 9.094   | 1.284         | 0.714    | 0.632   | 01/04/2010     | 30/12/2010   | Final  |
| Meteor (085) ported to Hutchison                                  | 14.296          | 2.230    | 9.094   | 1.284         | 0.714    | 0.632   | 31/12/2010     | 29/06/2011   | Final  |
| Vodafone (087) ported to Hutchison                                | 18.196          | 7.130    | 9.094   | 1.284         | 0.714    | 0.632   | 01/04/2010     | 30/12/2010   | Final  |
| Vodafone (087) ported to Hutchison                                | 14.296          | 2.230    | 9.094   | 1.284         | 0.714    | 0.632   | 31/12/2010     | 29/06/2011   | Final  |
| O2 (086) ported to Hutchison                                      | 18.484          | 7.512    | 9.488   | 0.621         | 0.344    | 0.301   | 01/04/2010     | 30/12/2010   | Final  |
| O2 (086) ported to Hutchison                                      | 14.584          | 2.612    | 9.488   | 0.621         | 0.344    | 0.301   | 31/12/2010     | 29/06/2011   | Final  |
| Tesco Mobile (089) Ported to Hutchison                            | 18.484          | 7.512    | 9.488   | 0.621         | 0.344    | 0.301   | 01/04/2010     | 30/12/2010   | Final  |
| Tesco Mobile (089) Ported to Hutchison                            | 14.584          | 2.612    | 9.488   | 0.621         | 0.344    | 0.301   | 31/12/2010     | 29/06/2011   | Final  |
|   |                 |          |         |               |          |         |                |              |        |
| Tesco Mobile  | 17.324          | 12.132   | 9.908   | 0.621         | 0.344    | 0.301   | 01/04/2010     | 29/06/2011   | Final  |
| Meteor (085) ported to Tesco Mobile                               | 17.536          | 12.250   | 10.014  | 1.284         | 0.714    | 0.632   | 01/04/2010     | 29/06/2011   | Final  |
| O2 (086) ported to Tesco Mobile                                   | 17.824          | 12.632   | 10.408  | 0.621         | 0.344    | 0.301   | 01/04/2010     | 29/06/2011   | Final  |
| Vodafone (087) ported to Tesco Mobile                             | 17.536          | 12.250   | 10.014  | 1.284         | 0.714    | 0.632   | 01/04/2010     | 29/06/2011   | Final  |
| Hutchison (083) ported to Tesco Mobile                            | 17.824          | 12.632   | 10.408  | 0.621         | 0.344    | 0.301   | 01/04/2010     | 29/06/2011   | Final  |

~~01/07/12~~ **Note**  
Table 102 list the charges to the Originating Operator for Transit traffic destined for the services listed in that table.  
Rates are quoted in Euro cent



| Table 102  |                 |          |         |               |          |         |                |              |        |
|--|-----------------|----------|---------|---------------|----------|---------|----------------|--------------|--------|
| Mobile Termination Rates (from 30/06/11 to 30/12/11) |                 |          |         |               |          |         |                |              |        |
| Operator   | Cent Per Minute |          |         | Cent Per Call |          |         | Effective from | Effective to | Status |
|  | Peak            | Off Peak | Weekend | Peak          | Off Peak | Weekend |                |              |        |
| Meteor   | 8.704           | 1.112    | 1.098   | 0.621         | 0.344    | 0.301   | 30/06/2011     | 30/12/2011   | Final  |
| Vodafone (087) ported to Meteor                      | 8.916           | 1.230    | 1.204   | 1.284         | 0.714    | 0.632   | 30/06/2011     | 30/12/2011   | Final  |
| O2 (086) ported to Meteor                            | 9.204           | 1.612    | 1.598   | 0.621         | 0.344    | 0.301   | 30/06/2011     | 30/12/2011   | Final  |
| Hutchison (083) ported to Meteor                     | 9.204           | 1.612    | 1.598   | 0.621         | 0.344    | 0.301   | 30/06/2011     | 30/12/2011   | Final  |
| Tesco Mobile (089) Ported to Meteor                  | 9.204           | 1.612    | 1.598   | 0.621         | 0.344    | 0.301   | 30/06/2011     | 30/12/2011   | Final  |
| Lycamobile (089) ported to Meteor                    | 9.204           | 1.612    | 1.598   | 0.621         | 0.344    | 0.301   | 01/08/2011     | 30/12/2011   | Final  |
| O2   | 6.184           | 2.912    | 2.958   | 0.621         | 0.344    | 0.301   | 30/06/2011     | 30/12/2011   | Final  |
| Vodafone(087) ported to O2                           | 6.396           | 3.030    | 3.064   | 1.284         | 0.714    | 0.632   | 30/06/2011     | 30/12/2011   | Final  |
| Meteor (085) ported to O2                            | 6.396           | 3.030    | 3.064   | 1.284         | 0.714    | 0.632   | 30/06/2011     | 30/12/2011   | Final  |
| Hutchison (083) ported to O2                         | 6.684           | 3.412    | 3.458   | 0.621         | 0.344    | 0.301   | 30/06/2011     | 30/12/2011   | Final  |
| Tesco Mobile (089) Ported to O2                      | 6.684           | 3.412    | 3.458   | 0.621         | 0.344    | 0.301   | 30/06/2011     | 30/12/2011   | Final  |
| Lycamobile (089) ported to O2                        | 6.684           | 3.412    | 3.458   | 0.621         | 0.344    | 0.301   | 01/08/2011     | 30/12/2011   | Final  |
| Vodafone   | 6.044           | 3.062    | 3.048   | 0.621         | 0.344    | 0.301   | 30/06/2011     | 30/12/2011   | Final  |
| O2 (086) Ported to Vodafone                          | 6.544           | 3.562    | 3.548   | 0.621         | 0.344    | 0.301   | 30/06/2011     | 30/12/2011   | Final  |
| Meteor (085) ported to Vodafone                      | 6.256           | 3.180    | 3.154   | 1.284         | 0.714    | 0.632   | 30/06/2011     | 30/12/2011   | Final  |
| Hutchison (083) ported to Vodafone                   | 6.544           | 3.562    | 3.548   | 0.621         | 0.344    | 0.301   | 30/06/2011     | 30/12/2011   | Final  |
| Tesco Mobile (089) Ported to Vodafone                | 6.544           | 3.562    | 3.548   | 0.621         | 0.344    | 0.301   | 30/06/2011     | 30/12/2011   | Final  |
| Lycamobile (089) ported to Vodafone                  | 6.544           | 3.562    | 3.548   | 0.621         | 0.344    | 0.301   | 01/08/2011     | 30/12/2011   | Final  |
| Hutchison  | 14.084          | 2.112    | 4.008   | 0.621         | 0.344    | 0.301   | 30/06/2011     | 30/12/2011   | Final  |
| Meteor (085) ported to Hutchison                     | 14.296          | 2.230    | 4.114   | 1.284         | 0.714    | 0.632   | 30/06/2011     | 30/12/2011   | Final  |
| Vodafone (087) ported to Hutchison                   | 14.296          | 2.230    | 4.114   | 1.284         | 0.714    | 0.632   | 30/06/2011     | 30/12/2011   | Final  |
| O2 (086) ported to Hutchison                         | 14.584          | 2.612    | 4.508   | 0.621         | 0.344    | 0.301   | 30/06/2011     | 30/12/2011   | Final  |
| Tesco Mobile (089) Ported to Hutchison               | 14.584          | 2.612    | 4.508   | 0.621         | 0.344    | 0.301   | 30/06/2011     | 30/12/2011   | Final  |
| Lycamobile (089) ported to Hutchison                 | 14.584          | 2.612    | 4.508   | 0.621         | 0.344    | 0.301   | 01/08/2011     | 30/12/2011   | Final  |
| Tesco Mobile   | 17.324          | 12.132   | 9.908   | 0.621         | 0.344    | 0.301   | 30/06/2011     | 30/12/2011   | Final  |
| Meteor (085) ported to Tesco Mobile                  | 17.536          | 12.250   | 10.014  | 1.284         | 0.714    | 0.632   | 30/06/2011     | 30/12/2011   | Final  |
| O2 (086) ported to Tesco Mobile                      | 17.824          | 12.632   | 10.408  | 0.621         | 0.344    | 0.301   | 30/06/2011     | 30/12/2011   | Final  |
| Vodafone (087) ported to Tesco Mobile                | 17.536          | 12.250   | 10.014  | 1.284         | 0.714    | 0.632   | 30/06/2011     | 30/12/2011   | Final  |
| Hutchison (083) ported to Tesco Mobile               | 17.824          | 12.632   | 10.408  | 0.621         | 0.344    | 0.301   | 30/06/2011     | 30/12/2011   | Final  |
| Lycamobile (089) ported to Tesco Mobile              | 17.824          | 12.632   | 10.408  | 0.621         | 0.344    | 0.301   | 01/08/2011     | 30/12/2011   | Final  |
| Lycamobile   | 13.994          | 13.902   | 13.888  | 0.621         | 0.344    | 0.301   | 01/08/2011     | 30/12/2011   | Final  |
| Meteor (085) ported to Lycamobile                    | 14.206          | 14.020   | 13.994  | 1.284         | 0.714    | 0.632   | 01/08/2011     | 30/12/2011   | Final  |
| O2 (086) ported to Lycamobile                        | 14.494          | 14.402   | 14.388  | 0.621         | 0.344    | 0.301   | 01/08/2011     | 30/12/2011   | Final  |
| Vodafone (087) ported to Lycamobile                  | 14.206          | 14.020   | 13.994  | 1.284         | 0.714    | 0.632   | 01/08/2011     | 30/12/2011   | Final  |
| Hutchison (083) ported to Lycamobile                 | 14.494          | 14.402   | 14.388  | 0.621         | 0.344    | 0.301   | 01/08/2011     | 30/12/2011   | Final  |
| Tesco Mobile (089) Ported to Lycamobile              | 14.494          | 14.402   | 14.388  | 0.621         | 0.344    | 0.301   | 01/08/2011     | 30/12/2011   | Final  |

**Note**

~~01/07/11~~ Table 102 list the charges to the Originating Operator for Transit traffic destined for the services listed in that table.  
Rates are quoted in Euro cent



| Table 102<br>Mobile Termination Rates (from 31/12/11 to 29/06/12) |                 |          |         |               |          |         |                |              |        |
|---|-----------------|----------|---------|---------------|----------|---------|----------------|--------------|--------|
| Operator  | Cent Per Minute |          |         | Cent Per Call |          |         | Effective from | Effective to | Status |
|   | Peak            | Off Peak | Weekend | Peak          | Off Peak | Weekend |                |              |        |
| Meteor  | 7.584           | 1.112    | 1.098   | 0.621         | 0.344    | 0.301   | 31/12/2011     | 29/06/2012   | Final  |
| Vodafone (087) ported to Meteor                                   | 7.796           | 1.230    | 1.204   | 1.284         | 0.714    | 0.632   | 31/12/2011     | 29/06/2012   | Final  |
| O2 (086) ported to Meteor   | 8.084           | 1.612    | 1.598   | 0.621         | 0.344    | 0.301   | 31/12/2011     | 29/06/2012   | Final  |
| Hutchison (083) ported to Meteor                                  | 8.084           | 1.612    | 1.598   | 0.621         | 0.344    | 0.301   | 31/12/2011     | 29/06/2012   | Final  |
| Tesco Mobile (089) Ported to Meteor                               | 8.084           | 1.612    | 1.598   | 0.621         | 0.344    | 0.301   | 31/12/2011     | 29/06/2012   | Final  |
| Lycamobile (089) ported to Meteor                                 | 8.084           | 1.612    | 1.598   | 0.621         | 0.344    | 0.301   | 31/12/2011     | 29/06/2012   | Final  |
| O2  | 5.884           | 2.202    | 2.238   | 0.621         | 0.344    | 0.301   | 31/12/2011     | 29/06/2012   | Final  |
| Vodafone(087) ported to O2  | 6.096           | 2.320    | 2.344   | 1.284         | 0.714    | 0.632   | 31/12/2011     | 29/06/2012   | Final  |
| Meteor (085) ported to O2   | 6.096           | 2.320    | 2.344   | 1.284         | 0.714    | 0.632   | 31/12/2011     | 29/06/2012   | Final  |
| Hutchison (083) ported to O2                                      | 6.384           | 2.702    | 2.738   | 0.621         | 0.344    | 0.301   | 31/12/2011     | 29/06/2012   | Final  |
| Tesco Mobile (089) Ported to O2                                   | 6.384           | 2.702    | 2.738   | 0.621         | 0.344    | 0.301   | 31/12/2011     | 29/06/2012   | Final  |
| Lycamobile (089) ported to O2                                     | 6.384           | 2.702    | 2.738   | 0.621         | 0.344    | 0.301   | 31/12/2011     | 29/06/2012   | Final  |
| Vodafone  | 5.424           | 2.752    | 2.738   | 0.621         | 0.344    | 0.301   | 31/12/2011     | 29/06/2012   | Final  |
| O2 (086) Ported to Vodafone                                       | 5.924           | 3.252    | 3.238   | 0.621         | 0.344    | 0.301   | 31/12/2011     | 29/06/2012   | Final  |
| Meteor (085) ported to Vodafone                                   | 5.636           | 2.870    | 2.844   | 1.284         | 0.714    | 0.632   | 31/12/2011     | 29/06/2012   | Final  |
| Hutchison (083) ported to Vodafone                                | 5.924           | 3.252    | 3.238   | 0.621         | 0.344    | 0.301   | 31/12/2011     | 29/06/2012   | Final  |
| Tesco Mobile (089) Ported to Vodafone                             | 5.924           | 3.252    | 3.238   | 0.621         | 0.344    | 0.301   | 31/12/2011     | 29/06/2012   | Final  |
| Lycamobile (089) ported to Vodafone                               | 5.924           | 3.252    | 3.238   | 0.621         | 0.344    | 0.301   | 31/12/2011     | 29/06/2012   | Final  |
| Hutchison   | 14.084          | 1.112    | 2.098   | 0.621         | 0.344    | 0.301   | 31/12/2011     | 29/06/2012   | Final  |
| Meteor (085) ported to Hutchison                                  | 14.296          | 1.230    | 2.204   | 1.284         | 0.714    | 0.632   | 31/12/2011     | 29/06/2012   | Final  |
| Vodafone (087) ported to Hutchison                                | 14.296          | 1.230    | 2.204   | 1.284         | 0.714    | 0.632   | 31/12/2011     | 29/06/2012   | Final  |
| O2 (086) ported to Hutchison                                      | 14.584          | 1.612    | 2.598   | 0.621         | 0.344    | 0.301   | 31/12/2011     | 29/06/2012   | Final  |
| Tesco Mobile (089) Ported to Hutchison                            | 14.584          | 1.612    | 2.598   | 0.621         | 0.344    | 0.301   | 31/12/2011     | 29/06/2012   | Final  |
| Lycamobile (089) ported to Hutchison                              | 14.584          | 1.612    | 2.598   | 0.621         | 0.344    | 0.301   | 31/12/2011     | 29/06/2012   | Final  |
| Tesco Mobile  | 17.324          | 12.132   | 9.908   | 0.621         | 0.344    | 0.301   | 31/12/2011     | 31/01/2012   | Final  |
| Meteor (085) ported to Tesco Mobile                               | 17.536          | 12.250   | 10.014  | 1.284         | 0.714    | 0.632   | 31/12/2011     | 31/01/2012   | Final  |
| O2 (086) ported to Tesco Mobile                                   | 17.824          | 12.632   | 10.408  | 0.621         | 0.344    | 0.301   | 31/12/2011     | 31/01/2012   | Final  |
| Vodafone (087) ported to Tesco Mobile                             | 17.536          | 12.250   | 10.014  | 1.284         | 0.714    | 0.632   | 31/12/2011     | 31/01/2012   | Final  |
| Hutchison (083) ported to Tesco Mobile                            | 17.824          | 12.632   | 10.408  | 0.621         | 0.344    | 0.301   | 31/12/2011     | 31/01/2012   | Final  |
| Lycamobile (089) ported to Tesco Mobile                           | 17.824          | 12.632   | 10.408  | 0.621         | 0.344    | 0.301   | 31/12/2011     | 31/01/2012   | Final  |
| Tesco Mobile  | 15.614          | 10.932   | 8.928   | 0.621         | 0.344    | 0.301   | 01/02/2012     | 29/06/2012   | Final  |
| Meteor (085) ported to Tesco Mobile                               | 15.826          | 11.050   | 9.034   | 1.284         | 0.714    | 0.632   | 01/02/2012     | 29/06/2012   | Final  |
| O2 (086) ported to Tesco Mobile                                   | 16.114          | 11.432   | 9.428   | 0.621         | 0.344    | 0.301   | 01/02/2012     | 29/06/2012   | Final  |
| Vodafone (087) ported to Tesco Mobile                             | 15.826          | 11.050   | 9.034   | 1.284         | 0.714    | 0.632   | 01/02/2012     | 29/06/2012   | Final  |
| Hutchison (083) ported to Tesco Mobile                            | 16.114          | 11.432   | 9.428   | 0.621         | 0.344    | 0.301   | 01/02/2012     | 29/06/2012   | Final  |
| Lycamobile (089) ported to Tesco Mobile                           | 16.114          | 11.432   | 9.428   | 0.621         | 0.344    | 0.301   | 01/02/2012     | 29/06/2012   | Final  |
| Lycamobile  | 13.994          | 13.902   | 13.888  | 0.621         | 0.344    | 0.301   | 31/12/2011     | 29/06/2012   | Final  |
| Meteor (085) ported to Lycamobile                                 | 14.206          | 14.020   | 13.994  | 1.284         | 0.714    | 0.632   | 31/12/2011     | 29/06/2012   | Final  |
| O2 (086) ported to Lycamobile                                     | 14.494          | 14.402   | 14.388  | 0.621         | 0.344    | 0.301   | 31/12/2011     | 29/06/2012   | Final  |
| Vodafone (087) ported to Lycamobile                               | 14.206          | 14.020   | 13.994  | 1.284         | 0.714    | 0.632   | 31/12/2011     | 29/06/2012   | Final  |
| Hutchison (083) ported to Lycamobile                              | 14.494          | 14.402   | 14.388  | 0.621         | 0.344    | 0.301   | 31/12/2011     | 29/06/2012   | Final  |
| Tesco Mobile (089) Ported to Lycamobile                           | 14.494          | 14.402   | 14.388  | 0.621         | 0.344    | 0.301   | 31/12/2011     | 29/06/2012   | Final  |

~~01/07/12~~ Note

Table 102 list the charges to the Originating Operator for Transit traffic destined for the services listed in that table. Rates are quoted in Euro cent



| Table 102  |                 |          |         |               |          |         |                |              |        |
|--|-----------------|----------|---------|---------------|----------|---------|----------------|--------------|--------|
| Mobile Termination Rates (from 30/06/12 to 31/12/2012) |                 |          |         |               |          |         |                |              |        |
| Operator   | Cent Per Minute |          |         | Cent Per Call |          |         | Effective from | Effective to | Status |
|  | Peak            | Off Peak | Weekend | Peak          | Off Peak | Weekend |                |              |        |
| Meteor   | 6.794           | 1.112    | 1.098   | 0.621         | 0.344    | 0.301   | 30/06/2012     | 31/12/2012   | Final  |
| Vodafone (087) ported to Meteor                        | 7.006           | 1.230    | 1.204   | 1.284         | 0.714    | 0.632   | 30/06/2012     | 31/12/2012   | Final  |
| O2 (086) ported to Meteor                              | 7.294           | 1.612    | 1.598   | 0.621         | 0.344    | 0.301   | 30/06/2012     | 31/12/2012   | Final  |
| Hutchison (083) ported to Meteor                       | 7.294           | 1.612    | 1.598   | 0.621         | 0.344    | 0.301   | 30/06/2012     | 31/12/2012   | Final  |
| Tesco Mobile (089) Ported to Meteor                    | 7.294           | 1.612    | 1.598   | 0.621         | 0.344    | 0.301   | 30/06/2012     | 31/12/2012   | Final  |
| Lycamobile (089) ported to Meteor                      | 7.294           | 1.612    | 1.598   | 0.621         | 0.344    | 0.301   | 30/06/2012     | 31/12/2012   | Final  |
| O2   | 5.384           | 2.032    | 2.058   | 0.621         | 0.344    | 0.301   | 30/06/2012     | 31/12/2012   | Final  |
| Vodafone(087) ported to O2                             | 5.596           | 2.150    | 2.164   | 1.284         | 0.714    | 0.632   | 30/06/2012     | 31/12/2012   | Final  |
| Meteor (085) ported to O2                              | 5.596           | 2.150    | 2.164   | 1.284         | 0.714    | 0.632   | 30/06/2012     | 31/12/2012   | Final  |
| Hutchison (083) ported to O2                           | 5.884           | 2.532    | 2.558   | 0.621         | 0.344    | 0.301   | 30/06/2012     | 31/12/2012   | Final  |
| Tesco Mobile (089) Ported to O2                        | 5.884           | 2.532    | 2.558   | 0.621         | 0.344    | 0.301   | 30/06/2012     | 31/12/2012   | Final  |
| Lycamobile (089) ported to O2                          | 5.884           | 2.532    | 2.558   | 0.621         | 0.344    | 0.301   | 30/06/2012     | 31/12/2012   | Final  |
| Vodafone   | 4.974           | 2.522    | 2.508   | 0.621         | 0.344    | 0.301   | 30/06/2012     | 31/12/2012   | Final  |
| O2 (086) Ported to Vodafone                            | 5.474           | 3.022    | 3.008   | 0.621         | 0.344    | 0.301   | 30/06/2012     | 31/12/2012   | Final  |
| Meteor (085) ported to Vodafone                        | 5.186           | 2.640    | 2.614   | 1.284         | 0.714    | 0.632   | 30/06/2012     | 31/12/2012   | Final  |
| Hutchison (083) ported to Vodafone                     | 5.474           | 3.022    | 3.008   | 0.621         | 0.344    | 0.301   | 30/06/2012     | 31/12/2012   | Final  |
| Tesco Mobile (089) Ported to Vodafone                  | 5.474           | 3.022    | 3.008   | 0.621         | 0.344    | 0.301   | 30/06/2012     | 31/12/2012   | Final  |
| Lycamobile (089) ported to Vodafone                    | 5.474           | 3.022    | 3.008   | 0.621         | 0.344    | 0.301   | 30/06/2012     | 31/12/2012   | Final  |
| Hutchison  | 11.584          | 6.112    | 0.598   | 0.621         | 0.344    | 0.301   | 30/06/2012     | 31/12/2012   | Final  |
| Meteor (085) ported to Hutchison                       | 11.796          | 6.230    | 0.704   | 1.284         | 0.714    | 0.632   | 30/06/2012     | 31/12/2012   | Final  |
| Vodafone (087) ported to Hutchison                     | 11.796          | 6.230    | 0.704   | 1.284         | 0.714    | 0.632   | 30/06/2012     | 31/12/2012   | Final  |
| O2 (086) ported to Hutchison                           | 12.084          | 6.612    | 1.098   | 0.621         | 0.344    | 0.301   | 30/06/2012     | 31/12/2012   | Final  |
| Tesco Mobile (089) Ported to Hutchison                 | 12.084          | 6.612    | 1.098   | 0.621         | 0.344    | 0.301   | 30/06/2012     | 31/12/2012   | Final  |
| Lycamobile (089) ported to Hutchison                   | 12.084          | 6.612    | 1.098   | 0.621         | 0.344    | 0.301   | 30/06/2012     | 31/12/2012   | Final  |
| Tesco Mobile   | 15.614          | 10.932   | 8.928   | 0.621         | 0.344    | 0.301   | 30/06/2012     | 31/07/2012   | Final  |
| Meteor (085) ported to Tesco Mobile                    | 15.826          | 11.050   | 9.034   | 1.284         | 0.714    | 0.632   | 30/06/2012     | 31/07/2012   | Final  |
| O2 (086) ported to Tesco Mobile                        | 16.114          | 11.432   | 9.428   | 0.621         | 0.344    | 0.301   | 30/06/2012     | 31/07/2012   | Final  |
| Vodafone (087) ported to Tesco Mobile                  | 15.826          | 11.050   | 9.034   | 1.284         | 0.714    | 0.632   | 30/06/2012     | 31/07/2012   | Final  |
| Hutchison (083) ported to Tesco Mobile                 | 16.114          | 11.432   | 9.428   | 0.621         | 0.344    | 0.301   | 30/06/2012     | 31/07/2012   | Final  |
| Lycamobile (089) ported to Tesco Mobile                | 16.114          | 11.432   | 9.428   | 0.621         | 0.344    | 0.301   | 30/06/2012     | 31/07/2012   | Final  |
| Tesco Mobile   | 15.214          | 10.532   | 8.528   | 0.621         | 0.344    | 0.301   | 01/08/2012     | 31/12/2012   | Final  |
| Meteor (085) ported to Tesco Mobile                    | 15.426          | 10.650   | 8.634   | 1.284         | 0.714    | 0.632   | 01/08/2012     | 31/12/2012   | Final  |
| O2 (086) ported to Tesco Mobile                        | 15.714          | 11.032   | 9.028   | 0.621         | 0.344    | 0.301   | 01/08/2012     | 31/12/2012   | Final  |
| Vodafone (087) ported to Tesco Mobile                  | 15.426          | 10.650   | 8.634   | 1.284         | 0.714    | 0.632   | 01/08/2012     | 31/12/2012   | Final  |
| Hutchison (083) ported to Tesco Mobile                 | 15.714          | 11.032   | 9.028   | 0.621         | 0.344    | 0.301   | 01/08/2012     | 31/12/2012   | Final  |
| Lycamobile (089) ported to Tesco Mobile                | 15.714          | 11.032   | 9.028   | 0.621         | 0.344    | 0.301   | 01/08/2012     | 31/12/2012   | Final  |
| Lycamobile   | 13.994          | 13.902   | 13.888  | 0.621         | 0.344    | 0.301   | 30/06/2012     | 31/12/2012   | Final  |
| Meteor (085) ported to Lycamobile                      | 14.206          | 14.020   | 13.994  | 1.284         | 0.714    | 0.632   | 30/06/2012     | 31/12/2012   | Final  |
| O2 (086) ported to Lycamobile                          | 14.494          | 14.402   | 14.388  | 0.621         | 0.344    | 0.301   | 30/06/2012     | 31/12/2012   | Final  |
| Vodafone (087) ported to Lycamobile                    | 14.206          | 14.020   | 13.994  | 1.284         | 0.714    | 0.632   | 30/06/2012     | 31/12/2012   | Final  |
| Hutchison (083) ported to Lycamobile                   | 14.494          | 14.402   | 14.388  | 0.621         | 0.344    | 0.301   | 30/06/2012     | 31/12/2012   | Final  |
| Tesco Mobile (089) Ported to Lycamobile                | 14.494          | 14.402   | 14.388  | 0.621         | 0.344    | 0.301   | 30/06/2012     | 31/12/2012   | Final  |

**Note**  
 Table 102 list the charges to the Originating Operator for Transit traffic destined for the services listed in that table.  
 Rates are quoted in Euro cent





**Table 102**  
**Mobile Termination Rates (from 01/01/2013 to 30/06/2013)**

| Operator                                | Cent Per Minute |          |         | Cent Per Call |          |         | Effective from | Effective to | Status |
|---|-----------------|----------|---------|---------------|----------|---------|----------------|--------------|--------|
|   | Peak            | Off Peak | Weekend | Peak          | Off Peak | Weekend |                |              |        |
| Meteor                                  | 4.454           | 1.112    | 1.098   | 0.621         | 0.344    | 0.301   | 01/01/2013     | 30/06/2013   | Final  |
| Vodafone (087) ported to Meteor         | 4.666           | 1.230    | 1.204   | 1.284         | 0.714    | 0.632   | 01/01/2013     | 30/06/2013   | Final  |
| O2 (086) ported to Meteor               | 4.954           | 1.612    | 1.598   | 0.621         | 0.344    | 0.301   | 01/01/2013     | 30/06/2013   | Final  |
| Hutchison (083) ported to Meteor        | 4.954           | 1.612    | 1.598   | 0.621         | 0.344    | 0.301   | 01/01/2013     | 30/06/2013   | Final  |
| Tesco Mobile (089) Ported to Meteor     | 4.954           | 1.612    | 1.598   | 0.621         | 0.344    | 0.301   | 01/01/2013     | 30/06/2013   | Final  |
| Lycamobile (089) ported to Meteor       | 4.954           | 1.612    | 1.598   | 0.621         | 0.344    | 0.301   | 01/01/2013     | 30/06/2013   | Final  |
| O2                                      | 3.854           | 1.552    | 1.398   | 0.621         | 0.344    | 0.301   | 01/01/2013     | 30/06/2013   | Final  |
| Vodafone(087) ported to O2              | 4.066           | 1.670    | 1.504   | 1.284         | 0.714    | 0.632   | 01/01/2013     | 30/06/2013   | Final  |
| Meteor (085) ported to O2               | 4.066           | 1.670    | 1.504   | 1.284         | 0.714    | 0.632   | 01/01/2013     | 30/06/2013   | Final  |
| Hutchison (083) ported to O2            | 4.354           | 2.052    | 1.898   | 0.621         | 0.344    | 0.301   | 01/01/2013     | 30/06/2013   | Final  |
| Tesco Mobile (089) Ported to O2         | 4.354           | 2.052    | 1.898   | 0.621         | 0.344    | 0.301   | 01/01/2013     | 30/06/2013   | Final  |
| Lycamobile (089) ported to O2           | 4.354           | 2.052    | 1.898   | 0.621         | 0.344    | 0.301   | 01/01/2013     | 30/06/2013   | Final  |
| Vodafone                                | 2.804           | 2.712    | 2.698   | 0.621         | 0.344    | 0.301   | 01/01/2013     | 30/06/2013   | Final  |
| O2 (086) Ported to Vodafone             | 3.304           | 3.212    | 3.198   | 0.621         | 0.344    | 0.301   | 01/01/2013     | 30/06/2013   | Final  |
| Meteor (085) ported to Vodafone         | 3.016           | 2.830    | 2.804   | 1.284         | 0.714    | 0.632   | 01/01/2013     | 30/06/2013   | Final  |
| Hutchison (083) ported to Vodafone      | 3.304           | 3.212    | 3.198   | 0.621         | 0.344    | 0.301   | 01/01/2013     | 30/06/2013   | Final  |
| Tesco Mobile (089) Ported to Vodafone   | 3.304           | 3.212    | 3.198   | 0.621         | 0.344    | 0.301   | 01/01/2013     | 30/06/2013   | Final  |
| Lycamobile (089) ported to Vodafone     | 3.304           | 3.212    | 3.198   | 0.621         | 0.344    | 0.301   | 01/01/2013     | 30/06/2013   | Final  |
| Hutchison                               | 4.604           | 1.112    | 0.598   | 0.621         | 0.344    | 0.301   | 01/01/2013     | 30/06/2013   | Final  |
| Meteor (085) ported to Hutchison        | 4.816           | 1.230    | 0.704   | 1.284         | 0.714    | 0.632   | 01/01/2013     | 30/06/2013   | Final  |
| Vodafone (087) ported to Hutchison      | 4.816           | 1.230    | 0.704   | 1.284         | 0.714    | 0.632   | 01/01/2013     | 30/06/2013   | Final  |
| O2 (086) ported to Hutchison            | 5.104           | 1.612    | 1.098   | 0.621         | 0.344    | 0.301   | 01/01/2013     | 30/06/2013   | Final  |
| Tesco Mobile (089) Ported to Hutchison  | 5.104           | 1.612    | 1.098   | 0.621         | 0.344    | 0.301   | 01/01/2013     | 30/06/2013   | Final  |
| Lycamobile (089) ported to Hutchison    | 5.104           | 1.612    | 1.098   | 0.621         | 0.344    | 0.301   | 01/01/2013     | 30/06/2013   | Final  |
| Tesco Mobile                            | 3.520           | 2.294    | 1.904   | 0.621         | 0.344    | 0.301   | 01/01/2013     | 30/06/2013   | Final  |
| Meteor (085) ported to Tesco Mobile     | 3.732           | 2.412    | 2.010   | 1.284         | 0.714    | 0.632   | 01/01/2013     | 30/06/2013   | Final  |
| O2 (086) ported to Tesco Mobile         | 4.020           | 2.794    | 2.404   | 0.621         | 0.344    | 0.301   | 01/01/2013     | 30/06/2013   | Final  |
| Vodafone (087) ported to Tesco Mobile   | 3.732           | 2.412    | 2.010   | 1.284         | 0.714    | 0.632   | 01/01/2013     | 30/06/2013   | Final  |
| Hutchison (083) ported to Tesco Mobile  | 4.020           | 2.794    | 2.404   | 0.621         | 0.344    | 0.301   | 01/01/2013     | 30/06/2013   | Final  |
| Lycamobile (089) ported to Tesco Mobile | 4.020           | 2.794    | 2.404   | 0.621         | 0.344    | 0.301   | 01/01/2013     | 30/06/2013   | Final  |
| Lycamobile                              | 2.804           | 2.712    | 2.698   | 0.621         | 0.344    | 0.301   | 01/01/2013     | 30/06/2013   | Final  |
| Meteor (085) ported to Lycamobile       | 3.016           | 2.830    | 2.804   | 1.284         | 0.714    | 0.632   | 01/01/2013     | 30/06/2013   | Final  |
| O2 (086) ported to Lycamobile           | 3.304           | 3.212    | 3.198   | 0.621         | 0.344    | 0.301   | 01/01/2013     | 30/06/2013   | Final  |
| Vodafone (087) ported to Lycamobile     | 3.016           | 2.830    | 2.804   | 1.284         | 0.714    | 0.632   | 01/01/2013     | 30/06/2013   | Final  |
| Hutchison (083) ported to Lycamobile    | 3.304           | 3.212    | 3.198   | 0.621         | 0.344    | 0.301   | 01/01/2013     | 30/06/2013   | Final  |
| Tesco Mobile (089) Ported to Lycamobile | 3.304           | 3.212    | 3.198   | 0.621         | 0.344    | 0.301   | 01/01/2013     | 30/06/2013   | Final  |

**Note**

Table 102 list the charges to the Originating Operator for Transit traffic destined for the services listed in that table. Rates are quoted in Euro cent

open eir is notifying of the price changes applicable from 01/01/2013 as advised by each operator pursuant to Decision Notices D11/12 and D12/12. We are aware that this Decision Notice is the subject of an appeal which may, if successful, result in retrospective price adjustments by the terminating operators. Please be advised that in such event, open eir will be issuing supplemental invoices to reflect the modification to any charges applied by the terminating operators.



| Table 102 (1 of 2)   |                 |          |         |               |          |         |                |              |        |
|--|-----------------|----------|---------|---------------|----------|---------|----------------|--------------|--------|
| Mobile Termination Rates (from 01/07/2013) Revised Rates. See note below |                 |          |         |               |          |         |                |              |        |
| Operator   | Cent Per Minute |          |         | Cent Per Call |          |         | Effective from | Effective to | Status |
|  | Peak            | Off Peak | Weekend | Peak          | Off Peak | Weekend |                |              |        |
| Meteor   | 4.4540          | 1.1120   | 1.0980  | 0.6210        | 0.3440   | 0.3010  | 01/07/2013     | 31/08/2016   | Final  |
| Vodafone (087) ported to Meteor  | 4.666           | 1.23     | 1.204   | 1.284         | 0.714    | 0.632   | 01/07/2013     | 31/08/2016   | Final  |
| O2 (086) ported to Meteor  | 4.954           | 1.612    | 1.598   | 0.621         | 0.344    | 0.301   | 01/07/2013     | 31/08/2016   | Final  |
| Hutchison (083) ported to Meteor   | 4.954           | 1.612    | 1.598   | 0.621         | 0.344    | 0.301   | 01/07/2013     | 31/08/2016   | Final  |
| Tesco Mobile (089) Ported to Meteor                                      | 4.954           | 1.612    | 1.598   | 0.621         | 0.344    | 0.301   | 01/07/2013     | 31/08/2016   | Final  |
| Lycamobile (089) ported to Meteor  | 4.954           | 1.612    | 1.598   | 0.621         | 0.344    | 0.301   | 01/07/2013     | 31/08/2016   | Final  |
| UPC mobile (089) ported to Meteor  | 4.954           | 1.612    | 1.598   | 0.621         | 0.344    | 0.301   | 01/06/2015     | 31/08/2016   | Final  |
| Carphone Mobile (089) ported to Meteor                                   | 4.954           | 1.612    | 1.598   | 0.621         | 0.344    | 0.301   | 01/07/2015     | 31/08/2016   | Final  |
| O2   | 2.804           | 2.712    | 2.698   | 0.621         | 0.344    | 0.301   | 01/04/2014     | 31/08/2016   | Final  |
| Vodafone(087) ported to O2   | 3.016           | 2.830    | 2.804   | 1.284         | 0.714    | 0.632   | 01/04/2014     | 31/08/2016   | Final  |
| Meteor (085) ported to O2  | 3.016           | 2.830    | 2.804   | 1.284         | 0.714    | 0.632   | 01/04/2014     | 31/08/2016   | Final  |
| Hutchison (083) ported to O2   | 3.304           | 3.212    | 3.198   | 0.621         | 0.344    | 0.301   | 01/04/2014     | 31/08/2016   | Final  |
| Tesco Mobile (089) Ported to O2  | 3.304           | 3.212    | 3.198   | 0.621         | 0.344    | 0.301   | 01/04/2014     | 31/08/2016   | Final  |
| Lycamobile (089) ported to O2  | 3.304           | 3.212    | 3.198   | 0.621         | 0.344    | 0.301   | 01/04/2014     | 31/08/2016   | Final  |
| UPC mobile (089) ported to O2  | 3.304           | 3.212    | 3.198   | 0.621         | 0.344    | 0.301   | 01/06/2015     | 31/08/2016   | Final  |
| Carphone mobile (089) ported to O2                                       | 3.304           | 3.212    | 3.198   | 0.621         | 0.344    | 0.301   | 01/07/2015     | 31/08/2016   | Final  |
| Vodafone   | 2.804           | 2.712    | 2.698   | 0.621         | 0.344    | 0.301   | 01/07/2013     | 31/08/2016   | Final  |
| O2 (086) Ported to Vodafone  | 3.304           | 3.212    | 3.198   | 0.621         | 0.344    | 0.301   | 01/07/2013     | 31/08/2016   | Final  |
| Meteor (085) ported to Vodafone  | 3.016           | 2.830    | 2.804   | 1.284         | 0.714    | 0.632   | 01/07/2013     | 31/08/2016   | Final  |
| Hutchison (083) ported to Vodafone                                       | 3.304           | 3.212    | 3.198   | 0.621         | 0.344    | 0.301   | 01/07/2013     | 31/08/2016   | Final  |
| Tesco Mobile (089) Ported to Vodafone                                    | 3.304           | 3.212    | 3.198   | 0.621         | 0.344    | 0.301   | 01/07/2013     | 31/08/2016   | Final  |
| Lycamobile (089) ported to Vodafone                                      | 3.304           | 3.212    | 3.198   | 0.621         | 0.344    | 0.301   | 01/07/2013     | 31/08/2016   | Final  |
| UPC mobile (089) ported to Vodafone                                      | 3.304           | 3.212    | 3.198   | 0.621         | 0.344    | 0.301   | 01/06/2015     | 31/08/2016   | Final  |
| Carphone mobile (089) ported to Vodafone                                 | 3.304           | 3.212    | 3.198   | 0.621         | 0.344    | 0.301   | 01/07/2015     | 31/08/2016   | Final  |

**Note**

Table 102 list the charges to the Originating Operator for Transit traffic destined for the services listed in that table. Rates are quoted in Euro cent



**Table 102 (2 of 2)**  
**Mobile Termination Rates (from 01/07/2013) Revised Rates. See note below**

| Operator                                     | Cent Per Minute |          |         | Cent Per Call |          |         | Effective from | Effective to | Status |
|--|-----------------|----------|---------|---------------|----------|---------|----------------|--------------|--------|
|  | Peak            | Off Peak | Weekend | Peak          | Off Peak | Weekend |                |              |        |
| Hutchison                                    | 2.8040          | 2.7120   | 2.6980  | 0.6210        | 0.3440   | 0.3010  | 01/07/2013     | 31/08/2016   | Final  |
| Meteor (085) ported to Hutchison             | 3.0160          | 2.8300   | 2.8040  | 1.2840        | 0.7140   | 0.6320  | 01/07/2013     | 31/08/2016   | Final  |
| Vodafone (087) ported to Hutchison           | 3.0160          | 2.8300   | 2.8040  | 1.2840        | 0.7140   | 0.6320  | 01/07/2013     | 31/08/2016   | Final  |
| O2 (086) ported to Hutchison                 | 3.3040          | 3.2120   | 3.1980  | 0.6210        | 0.3440   | 0.3010  | 01/07/2013     | 31/08/2016   | Final  |
| Tesco Mobile (089) Ported to Hutchison       | 3.3040          | 3.2120   | 3.1980  | 0.6210        | 0.3440   | 0.3010  | 01/07/2013     | 31/08/2016   | Final  |
| Lycamobile (089) ported to Hutchison         | 3.3040          | 3.2120   | 3.1980  | 0.6210        | 0.3440   | 0.3010  | 01/07/2013     | 31/08/2016   | Final  |
| UPC mobile (089) ported to Hutchison         | 3.3040          | 3.2120   | 3.1980  | 0.6210        | 0.3440   | 0.3010  | 01/06/2015     | 31/08/2016   | Final  |
| Carphone mobile (089) ported to Hutchison    | 3.3040          | 3.2120   | 3.1980  | 0.6210        | 0.3440   | 0.3010  | 01/07/2015     | 31/08/2016   | Final  |
| Tesco Mobile                                 | 2.804           | 2.712    | 2.698   | 0.621         | 0.344    | 0.301   | 01/04/2014     | 31/08/2016   | Final  |
| Meteor (085) ported to Tesco Mobile          | 3.016           | 2.830    | 2.804   | 1.284         | 0.714    | 0.632   | 01/04/2014     | 31/08/2016   | Final  |
| O2 (086) ported to Tesco Mobile              | 3.304           | 3.212    | 3.198   | 0.621         | 0.344    | 0.301   | 01/04/2014     | 31/08/2016   | Final  |
| Vodafone (087) ported to Tesco Mobile        | 3.016           | 2.830    | 2.804   | 1.284         | 0.714    | 0.632   | 01/04/2014     | 31/08/2016   | Final  |
| Hutchison (083) ported to Tesco Mobile       | 3.304           | 3.212    | 3.198   | 0.621         | 0.344    | 0.301   | 01/04/2014     | 31/08/2016   | Final  |
| Lycamobile (089) ported to Tesco Mobile      | 3.304           | 3.212    | 3.198   | 0.621         | 0.344    | 0.301   | 01/04/2014     | 31/08/2016   | Final  |
| UPC mobile (089) ported to Tesco Mobile      | 3.304           | 3.212    | 3.198   | 0.621         | 0.344    | 0.301   | 01/06/2015     | 31/08/2016   | Final  |
| Carphone mobile (089) ported to Tesco Mobile | 3.304           | 3.212    | 3.198   | 0.621         | 0.344    | 0.301   | 01/07/2015     | 31/08/2016   | Final  |
| Lycamobile                                   | 2.8040          | 2.7120   | 2.6980  | 0.6210        | 0.3440   | 0.3010  | 01/07/2013     | 31/08/2016   | Final  |
| Meteor (085) ported to Lycamobile            | 3.0160          | 2.8300   | 2.8040  | 1.2840        | 0.7140   | 0.6320  | 01/07/2013     | 31/08/2016   | Final  |
| O2 (086) ported to Lycamobile                | 3.3040          | 3.2120   | 3.1980  | 0.6210        | 0.3440   | 0.3010  | 01/07/2013     | 31/08/2016   | Final  |
| Vodafone (087) ported to Lycamobile          | 3.0160          | 2.8300   | 2.8040  | 1.2840        | 0.7140   | 0.6320  | 01/07/2013     | 31/08/2016   | Final  |
| Hutchison (083) ported to Lycamobile         | 3.3040          | 3.2120   | 3.1980  | 0.6210        | 0.3440   | 0.3010  | 01/07/2013     | 31/08/2016   | Final  |
| Tesco Mobile (089) Ported to Lycamobile      | 3.3040          | 3.2120   | 3.1980  | 0.6210        | 0.3440   | 0.3010  | 01/07/2013     | 31/08/2016   | Final  |
| UPC Mobile (089) Ported to Lycamobile        | 3.3040          | 3.2120   | 3.1980  | 0.6210        | 0.3440   | 0.3010  | 01/06/2015     | 31/08/2016   | Final  |
| Carphone Mobile (089) Ported to Lycamobile   | 3.3040          | 3.2120   | 3.1980  | 0.6210        | 0.3440   | 0.3010  | 01/07/2015     | 31/08/2016   | Final  |
| UPC mobile                                   | 2.8040          | 2.7120   | 2.6980  | 0.6210        | 0.3440   | 0.3010  | 01/06/2015     |              | Final  |
| Meteor (085) ported to UPC mobile            | 3.0160          | 2.8300   | 2.8040  | 1.2840        | 0.7140   | 0.6320  | 01/06/2015     |              | Final  |
| O2 (086) ported to UPC mobile                | 3.3040          | 3.2120   | 3.1980  | 0.6210        | 0.3440   | 0.3010  | 01/06/2015     |              | Final  |
| Vodafone (087) ported to UPC mobile          | 3.0160          | 2.8300   | 2.8040  | 1.2840        | 0.7140   | 0.6320  | 01/06/2015     |              | Final  |
| Hutchison (083) ported to UPC mobile         | 3.3040          | 3.2120   | 3.1980  | 0.6210        | 0.3440   | 0.3010  | 01/06/2015     |              | Final  |
| Tesco Mobile (089) Ported to UPC mobile      | 3.3040          | 3.2120   | 3.1980  | 0.6210        | 0.3440   | 0.3010  | 01/06/2015     |              | Final  |
| Lycamobile (089) ported to UPC Mobile        | 3.3040          | 3.2120   | 3.1980  | 0.6210        | 0.3440   | 0.3010  | 01/06/2015     |              | Final  |
| Carphone Mobile (089) ported to UPC Mobile   | 3.3040          | 3.2120   | 3.1980  | 0.6210        | 0.3440   | 0.3010  | 01/07/2015     |              | Final  |
| Carphone Mobile                              | 6.204           | 6.112    | 6.098   | 0.621         | 0.344    | 0.301   | 01/07/2015     | 31/08/2016   | Final  |
| Meteor (085) ported to Carphone Mobile       | 6.416           | 6.230    | 6.204   | 1.284         | 0.714    | 0.632   | 01/07/2015     | 31/08/2016   | Final  |
| Vodafone (087) ported to Carphone Mobile     | 6.416           | 6.230    | 6.204   | 1.284         | 0.714    | 0.632   | 01/07/2015     | 31/08/2016   | Final  |
| O2 (086) ported to Carphone Mobile           | 6.704           | 6.612    | 6.598   | 0.621         | 0.344    | 0.301   | 01/07/2015     | 31/08/2016   | Final  |
| Tesco Mobile (089) Ported to Carphone Mobile | 6.704           | 6.612    | 6.598   | 0.621         | 0.344    | 0.301   | 01/07/2015     | 31/08/2016   | Final  |
| Lycamobile (089) ported to Carphone Mobile   | 6.704           | 6.612    | 6.598   | 0.621         | 0.344    | 0.301   | 01/07/2015     | 31/08/2016   | Final  |
| Hutchison (083) Ported to Carphone Mobile    | 6.704           | 6.612    | 6.598   | 0.621         | 0.344    | 0.301   | 01/07/2015     | 31/08/2016   | Final  |
| UPC Mobile (089) Ported to Carphone Mobile   | 6.704           | 6.612    | 6.598   | 0.621         | 0.344    | 0.301   | 01/07/2015     | 31/08/2016   | Final  |

**Note**

Table 102 list the charges to the Originating Operator for Transit traffic destined for the services listed in that table.  
 Rates are quoted in Euro cent



| Table 102 (1 of 2)   |                 |          |         |               |          |         |                |              |        |
|--|-----------------|----------|---------|---------------|----------|---------|----------------|--------------|--------|
| Mobile Termination Rates (from 01/09/2016) Revised Rates. See note below |                 |          |         |               |          |         |                |              |        |
| Operator   | Cent Per Minute |          |         | Cent Per Call |          |         | Effective from | Effective to | Status |
|  | Peak            | Off Peak | Weekend | Peak          | Off Peak | Weekend |                |              |        |
| Meteor   | 1.044           | 0.952    | 0.938   | 0.621         | 0.344    | 0.301   | 01/09/2016     | 31/12/2016   | Final  |
| Vodafone (087) ported to Meteor  | 1.256           | 1.070    | 1.044   | 1.284         | 0.714    | 0.632   | 01/09/2016     | 31/12/2016   | Final  |
| O2 (086) ported to Meteor  | 1.544           | 1.452    | 1.438   | 0.621         | 0.344    | 0.301   | 01/09/2016     | 31/12/2016   | Final  |
| Hutchison (083) ported to Meteor   | 1.544           | 1.452    | 1.438   | 0.621         | 0.344    | 0.301   | 01/09/2016     | 31/12/2016   | Final  |
| Tesco Mobile (089) Ported to Meteor                                      | 1.544           | 1.452    | 1.438   | 0.621         | 0.344    | 0.301   | 01/09/2016     | 31/12/2016   | Final  |
| Lycamobile (089) ported to Meteor  | 1.544           | 1.452    | 1.438   | 0.621         | 0.344    | 0.301   | 01/09/2016     | 31/12/2016   | Final  |
| UPC mobile (089) ported to Meteor  | 1.544           | 1.452    | 1.438   | 0.621         | 0.344    | 0.301   | 01/09/2016     | 31/12/2016   | Final  |
| Carphone mobile (089) ported to Meteor                                   | 1.544           | 1.452    | 1.438   | 0.621         | 0.344    | 0.301   | 01/09/2016     | 31/12/2016   | Final  |
| O2   | 1.044           | 0.952    | 0.938   | 0.621         | 0.344    | 0.301   | 01/09/2016     | 31/12/2016   | Final  |
| Vodafone(087) ported to O2   | 1.256           | 1.070    | 1.044   | 1.284         | 0.714    | 0.632   | 01/09/2016     | 31/12/2016   | Final  |
| Meteor (085) ported to O2  | 1.256           | 1.070    | 1.044   | 1.284         | 0.714    | 0.632   | 01/09/2016     | 31/12/2016   | Final  |
| Hutchison (083) ported to O2   | 1.544           | 1.452    | 1.438   | 0.621         | 0.344    | 0.301   | 01/09/2016     | 31/12/2016   | Final  |
| Tesco Mobile (089) Ported to O2  | 1.544           | 1.452    | 1.438   | 0.621         | 0.344    | 0.301   | 01/09/2016     | 31/12/2016   | Final  |
| Lycamobile (089) ported to O2  | 1.544           | 1.452    | 1.438   | 0.621         | 0.344    | 0.301   | 01/09/2016     | 31/12/2016   | Final  |
| UPC mobile (089) ported to O2  | 1.544           | 1.452    | 1.438   | 0.621         | 0.344    | 0.301   | 01/09/2016     | 31/12/2016   | Final  |
| Carphone mobile (089) ported to O2                                       | 1.544           | 1.452    | 1.438   | 0.621         | 0.344    | 0.301   | 01/09/2016     | 31/12/2016   | Final  |
| Vodafone   | 1.044           | 0.952    | 0.938   | 0.621         | 0.344    | 0.301   | 01/09/2016     | 31/12/2016   | Final  |
| O2 (086) Ported to Vodafone  | 1.544           | 1.452    | 1.438   | 0.621         | 0.344    | 0.301   | 01/09/2016     | 31/12/2016   | Final  |
| Meteor (085) ported to Vodafone  | 1.256           | 1.070    | 1.044   | 1.284         | 0.714    | 0.632   | 01/09/2016     | 31/12/2016   | Final  |
| Hutchison (083) ported to Vodafone                                       | 1.544           | 1.452    | 1.438   | 0.621         | 0.344    | 0.301   | 01/09/2016     | 31/12/2016   | Final  |
| Tesco Mobile (089) Ported to Vodafone                                    | 1.544           | 1.452    | 1.438   | 0.621         | 0.344    | 0.301   | 01/09/2016     | 31/12/2016   | Final  |
| Lycamobile (089) ported to Vodafone                                      | 1.544           | 1.452    | 1.438   | 0.621         | 0.344    | 0.301   | 01/09/2016     | 31/12/2016   | Final  |
| UPC mobile (089) ported to Vodafone                                      | 1.544           | 1.452    | 1.438   | 0.621         | 0.344    | 0.301   | 01/09/2016     | 31/12/2016   | Final  |
| Carphone mobile (089) ported to Vodafone                                 | 1.544           | 1.452    | 1.438   | 0.621         | 0.344    | 0.301   | 01/09/2016     | 31/12/2016   | Final  |

**Note**

Table 102 list the charges to the Originating Operator for Transit traffic destined for the services listed in that table. Rates are quoted in Euro cent



| Table 102 (2 of 2)   |                 |          |         |               |          |         |                |              |        |
|--|-----------------|----------|---------|---------------|----------|---------|----------------|--------------|--------|
| Mobile Termination Rates (from 01/09/2016) Revised Rates. See note below |                 |          |         |               |          |         |                |              |        |
| Operator   | Cent Per Minute |          |         | Cent Per Call |          |         | Effective from | Effective to | Status |
|  | Peak            | Off Peak | Weekend | Peak          | Off Peak | Weekend |                |              |        |
| Hutchison  | 1.044           | 0.952    | 0.938   | 0.621         | 0.344    | 0.301   | 01/09/2016     | 31/12/2016   | Final  |
| Meteor (085) ported to Hutchison   | 1.256           | 1.070    | 1.044   | 1.284         | 0.714    | 0.632   | 01/09/2016     | 31/12/2016   | Final  |
| Vodafone (087) ported to Hutchison                                       | 1.256           | 1.070    | 1.044   | 1.284         | 0.714    | 0.632   | 01/09/2016     | 31/12/2016   | Final  |
| O2 (086) ported to Hutchison   | 1.544           | 1.452    | 1.438   | 0.621         | 0.344    | 0.301   | 01/09/2016     | 31/12/2016   | Final  |
| Tesco Mobile (089) Ported to Hutchison                                   | 1.544           | 1.452    | 1.438   | 0.621         | 0.344    | 0.301   | 01/09/2016     | 31/12/2016   | Final  |
| Lycamobile (089) ported to Hutchison                                     | 1.544           | 1.452    | 1.438   | 0.621         | 0.344    | 0.301   | 01/09/2016     | 31/12/2016   | Final  |
| UPC mobile (089) ported to Hutchinson                                    | 1.544           | 1.452    | 1.438   | 0.621         | 0.344    | 0.301   | 01/09/2016     | 31/12/2016   | Final  |
| Carphone mobile (089) ported to Hutchinson                               | 1.544           | 1.452    | 1.438   | 0.621         | 0.344    | 0.301   | 01/09/2016     | 31/12/2016   | Final  |
| Tesco Mobile   | 1.044           | 0.952    | 0.938   | 0.621         | 0.344    | 0.301   | 01/09/2016     | 31/12/2016   | Final  |
| Meteor (085) ported to Tesco Mobile                                      | 1.256           | 1.070    | 1.044   | 1.284         | 0.714    | 0.632   | 01/09/2016     | 31/12/2016   | Final  |
| O2 (086) ported to Tesco Mobile  | 1.544           | 1.452    | 1.438   | 0.621         | 0.344    | 0.301   | 01/09/2016     | 31/12/2016   | Final  |
| Vodafone (087) ported to Tesco Mobile                                    | 1.256           | 1.070    | 1.044   | 1.284         | 0.714    | 0.632   | 01/09/2016     | 31/12/2016   | Final  |
| Hutchison (083) ported to Tesco Mobile                                   | 1.544           | 1.452    | 1.438   | 0.621         | 0.344    | 0.301   | 01/09/2016     | 31/12/2016   | Final  |
| Lycamobile (089) ported to Tesco Mobile                                  | 1.544           | 1.452    | 1.438   | 0.621         | 0.344    | 0.301   | 01/09/2016     | 31/12/2016   | Final  |
| UPC mobile (089) ported to Tesco Mobile                                  | 1.544           | 1.452    | 1.438   | 0.621         | 0.344    | 0.301   | 01/09/2016     | 31/12/2016   | Final  |
| Carphone mobile (089) ported to Tesco Mobile                             | 1.544           | 1.452    | 1.438   | 0.621         | 0.344    | 0.301   | 01/09/2016     | 31/12/2016   | Final  |
| Lycamobile   | 1.044           | 0.952    | 0.938   | 0.621         | 0.344    | 0.301   | 01/09/2016     | 31/12/2016   | Final  |
| Meteor (085) ported to Lycamobile  | 1.256           | 1.070    | 1.044   | 1.284         | 0.714    | 0.632   | 01/09/2016     | 31/12/2016   | Final  |
| O2 (086) ported to Lycamobile  | 1.544           | 1.452    | 1.438   | 0.621         | 0.344    | 0.301   | 01/09/2016     | 31/12/2016   | Final  |
| Vodafone (087) ported to Lycamobile                                      | 1.256           | 1.070    | 1.044   | 1.284         | 0.714    | 0.632   | 01/09/2016     | 31/12/2016   | Final  |
| Hutchison (083) ported to Lycamobile                                     | 1.544           | 1.452    | 1.438   | 0.621         | 0.344    | 0.301   | 01/09/2016     | 31/12/2016   | Final  |
| Tesco Mobile (089) Ported to Lycamobile                                  | 1.544           | 1.452    | 1.438   | 0.621         | 0.344    | 0.301   | 01/09/2016     | 31/12/2016   | Final  |
| UPC mobile (089) ported to Lycamobile                                    | 1.544           | 1.452    | 1.438   | 0.621         | 0.344    | 0.301   | 01/09/2016     | 31/12/2016   | Final  |
| Carphone mobile (089) ported to Lycamobile                               | 1.544           | 1.452    | 1.438   | 0.621         | 0.344    | 0.301   | 01/09/2016     | 31/12/2016   | Final  |
| UPC mobile   | 2.8040          | 2.7120   | 2.6980  | 0.6210        | 0.3440   | 0.3010  | 01/06/2015     |              | Final  |
| Meteor (085) ported to UPC mobile  | 3.0160          | 2.8300   | 2.8040  | 1.2840        | 0.7140   | 0.6320  | 01/06/2015     |              | Final  |
| O2 (086) ported to UPC mobile  | 3.3040          | 3.2120   | 3.1980  | 0.6210        | 0.3440   | 0.3010  | 01/06/2015     |              | Final  |
| Vodafone (087) ported to UPC mobile                                      | 3.0160          | 2.8300   | 2.8040  | 1.2840        | 0.7140   | 0.6320  | 01/06/2015     |              | Final  |
| Hutchison (083) ported to UPC mobile                                     | 3.3040          | 3.2120   | 3.1980  | 0.6210        | 0.3440   | 0.3010  | 01/06/2015     |              | Final  |
| Tesco Mobile (089) Ported to UPC mobile                                  | 3.3040          | 3.2120   | 3.1980  | 0.6210        | 0.3440   | 0.3010  | 01/06/2015     |              | Final  |
| Lycamobile (089) ported to UPC Mobile                                    | 3.3040          | 3.2120   | 3.1980  | 0.6210        | 0.3440   | 0.3010  | 01/06/2015     |              | Final  |
| Carphone Mobile (089) ported to UPC Mobile                               | 3.3040          | 3.2120   | 3.1980  | 0.6210        | 0.3440   | 0.3010  | 01/06/2015     |              | Final  |
| Carphone Mobile  | 2.144           | 2.052    | 2.038   | 0.621         | 0.344    | 0.301   | 01/09/2016     | 31/12/2016   | Final  |
| Meteor (085) ported to Carphone Mobile                                   | 2.356           | 2.170    | 2.144   | 1.284         | 0.714    | 0.632   | 01/09/2016     | 31/12/2016   | Final  |
| Vodafone (087) ported to Carphone Mobile                                 | 2.356           | 2.170    | 2.144   | 1.284         | 0.714    | 0.632   | 01/09/2016     | 31/12/2016   | Final  |
| O2 (086) ported to Carphone Mobile                                       | 2.644           | 2.552    | 2.538   | 0.621         | 0.344    | 0.301   | 01/09/2016     | 31/12/2016   | Final  |
| Tesco Mobile (089) Ported to Carphone Mobile                             | 2.644           | 2.552    | 2.538   | 0.621         | 0.344    | 0.301   | 01/09/2016     | 31/12/2016   | Final  |
| Lycamobile (089) ported to Carphone Mobile                               | 2.644           | 2.552    | 2.538   | 0.621         | 0.344    | 0.301   | 01/09/2016     | 31/12/2016   | Final  |
| Hutchison (083) Ported to Carphone Mobile                                | 2.644           | 2.552    | 2.538   | 0.621         | 0.344    | 0.301   | 01/09/2016     | 31/12/2016   | Final  |
| UPC Mobile (089) Ported to Carphone Mobile                               | 2.644           | 2.552    | 2.538   | 0.621         | 0.344    | 0.301   | 01/09/2016     | 31/12/2016   | Final  |

**Note**

Table 102 list the charges to the Originating Operator for Transit traffic destined for the services listed in that table. Rates are quoted in Euro cent



| Table 102 (1 of 2)   |                 |          |         |               |          |         |                |              |        |
|--|-----------------|----------|---------|---------------|----------|---------|----------------|--------------|--------|
| Mobile Termination Rates (from 01/01/2017) Revised Rates. See note below |                 |          |         |               |          |         |                |              |        |
| Operator   | Cent Per Minute |          |         | Cent Per Call |          |         | Effective from | Effective to | Status |
|  | Peak            | Off Peak | Weekend | Peak          | Off Peak | Weekend |                |              |        |
| Meteor   | 1.024           | 0.932    | 0.918   | 0.621         | 0.344    | 0.301   | 01/01/2017     | 31/12/2017   | Final  |
| Vodafone (087) ported to Meteor  | 1.236           | 1.050    | 1.024   | 1.284         | 0.714    | 0.632   | 01/01/2017     | 31/12/2017   | Final  |
| O2 (086) ported to Meteor  | 1.524           | 1.432    | 1.418   | 0.621         | 0.344    | 0.301   | 01/01/2017     | 31/12/2017   | Final  |
| Hutchison (083) ported to Meteor   | 1.524           | 1.432    | 1.418   | 0.621         | 0.344    | 0.301   | 01/01/2017     | 31/12/2017   | Final  |
| Tesco Mobile (089) Ported to Meteor                                      | 1.524           | 1.432    | 1.418   | 0.621         | 0.344    | 0.301   | 01/01/2017     | 31/12/2017   | Final  |
| Lycamobile (089) ported to Meteor  | 1.524           | 1.432    | 1.418   | 0.621         | 0.344    | 0.301   | 01/01/2017     | 31/12/2017   | Final  |
| UPC mobile (089) ported to Meteor  | 1.524           | 1.432    | 1.418   | 0.621         | 0.344    | 0.301   | 01/01/2017     | 31/12/2017   | Final  |
| Carphone mobile (089) ported to Meteor                                   | 1.524           | 1.432    | 1.418   | 0.621         | 0.344    | 0.301   | 01/01/2017     | 31/12/2017   | Final  |
|  |                 |          |         |               |          |         |                |              |        |
| O2   | 1.024           | 0.932    | 0.918   | 0.621         | 0.344    | 0.301   | 01/01/2017     | 31/12/2017   | Final  |
| Vodafone(087) ported to O2   | 1.236           | 1.050    | 1.024   | 1.284         | 0.714    | 0.632   | 01/01/2017     | 31/12/2017   | Final  |
| Meteor (085) ported to O2  | 1.236           | 1.050    | 1.024   | 1.284         | 0.714    | 0.632   | 01/01/2017     | 31/12/2017   | Final  |
| Hutchison (083) ported to O2   | 1.524           | 1.432    | 1.418   | 0.621         | 0.344    | 0.301   | 01/01/2017     | 31/12/2017   | Final  |
| Tesco Mobile (089) Ported to O2  | 1.524           | 1.432    | 1.418   | 0.621         | 0.344    | 0.301   | 01/01/2017     | 31/12/2017   | Final  |
| Lycamobile (089) ported to O2  | 1.524           | 1.432    | 1.418   | 0.621         | 0.344    | 0.301   | 01/01/2017     | 31/12/2017   | Final  |
| UPC mobile (089) ported to O2  | 1.524           | 1.432    | 1.418   | 0.621         | 0.344    | 0.301   | 01/01/2017     | 31/12/2017   | Final  |
| Carphone mobile (089) ported to O2                                       | 1.524           | 1.432    | 1.418   | 0.621         | 0.344    | 0.301   | 01/01/2017     | 31/12/2017   | Final  |
|  |                 |          |         |               |          |         |                |              |        |
| Vodafone   | 1.024           | 0.932    | 0.918   | 0.621         | 0.344    | 0.301   | 01/01/2017     | 31/12/2017   | Final  |
| O2 (086) Ported to Vodafone  | 1.524           | 1.432    | 1.418   | 0.621         | 0.344    | 0.301   | 01/01/2017     | 31/12/2017   | Final  |
| Meteor (085) ported to Vodafone  | 1.236           | 1.050    | 1.024   | 1.284         | 0.714    | 0.632   | 01/01/2017     | 31/12/2017   | Final  |
| Hutchison (083) ported to Vodafone                                       | 1.524           | 1.432    | 1.418   | 0.621         | 0.344    | 0.301   | 01/01/2017     | 31/12/2017   | Final  |
| Tesco Mobile (089) Ported to Vodafone                                    | 1.524           | 1.432    | 1.418   | 0.621         | 0.344    | 0.301   | 01/01/2017     | 31/12/2017   | Final  |
| Lycamobile (089) ported to Vodafone                                      | 1.524           | 1.432    | 1.418   | 0.621         | 0.344    | 0.301   | 01/01/2017     | 31/12/2017   | Final  |
| UPC mobile (089) ported to Vodafone                                      | 1.524           | 1.432    | 1.418   | 0.621         | 0.344    | 0.301   | 01/01/2017     | 31/12/2017   | Final  |
| Carphone mobile (089) ported to Vodafone                                 | 1.524           | 1.432    | 1.418   | 0.621         | 0.344    | 0.301   | 01/01/2017     | 31/12/2017   | Final  |
|  |                 |          |         |               |          |         |                |              |        |

**Note**

Table 102 list the charges to the Originating Operator for Transit traffic destined for the services listed in that table. Rates are quoted in Euro cent



| Table 102 (2 of 2)   |                 |          |         |               |          |         |                |              |        |
|--|-----------------|----------|---------|---------------|----------|---------|----------------|--------------|--------|
| Mobile Termination Rates (from 01/01/2017) Revised Rates. See note below |                 |          |         |               |          |         |                |              |        |
| Operator   | Cent Per Minute |          |         | Cent Per Call |          |         | Effective from | Effective to | Status |
|  | Peak            | Off Peak | Weekend | Peak          | Off Peak | Weekend |                |              |        |
| Hutchison  | 1.024           | 0.932    | 0.918   | 0.621         | 0.344    | 0.301   | 01/01/2017     | 31/12/2017   | Final  |
| Meteor (085) ported to Hutchison   | 1.236           | 1.050    | 1.024   | 1.284         | 0.714    | 0.632   | 01/01/2017     | 31/12/2017   | Final  |
| Vodafone (087) ported to Hutchison                                       | 1.236           | 1.050    | 1.024   | 1.284         | 0.714    | 0.632   | 01/01/2017     | 31/12/2017   | Final  |
| O2 (086) ported to Hutchison   | 1.524           | 1.432    | 1.418   | 0.621         | 0.344    | 0.301   | 01/01/2017     | 31/12/2017   | Final  |
| Tesco Mobile (089) Ported to Hutchison                                   | 1.524           | 1.432    | 1.418   | 0.621         | 0.344    | 0.301   | 01/01/2017     | 31/12/2017   | Final  |
| Lycamobile (089) ported to Hutchison                                     | 1.524           | 1.432    | 1.418   | 0.621         | 0.344    | 0.301   | 01/01/2017     | 31/12/2017   | Final  |
| UPC mobile (089) ported to Hutchinson                                    | 1.524           | 1.432    | 1.418   | 0.621         | 0.344    | 0.301   | 01/01/2017     | 31/12/2017   | Final  |
| Carphone mobile (089) ported to Hutchinson                               | 1.524           | 1.432    | 1.418   | 0.621         | 0.344    | 0.301   | 01/01/2017     | 31/12/2017   | Final  |
| Tesco Mobile   | 1.024           | 0.932    | 0.918   | 0.621         | 0.344    | 0.301   | 01/01/2017     | 31/12/2017   | Final  |
| Meteor (085) ported to Tesco Mobile                                      | 1.236           | 1.050    | 1.024   | 1.284         | 0.714    | 0.632   | 01/01/2017     | 31/12/2017   | Final  |
| O2 (086) ported to Tesco Mobile  | 1.524           | 1.432    | 1.418   | 0.621         | 0.344    | 0.301   | 01/01/2017     | 31/12/2017   | Final  |
| Vodafone (087) ported to Tesco Mobile                                    | 1.236           | 1.050    | 1.024   | 1.284         | 0.714    | 0.632   | 01/01/2017     | 31/12/2017   | Final  |
| Hutchison (083) ported to Tesco Mobile                                   | 1.524           | 1.432    | 1.418   | 0.621         | 0.344    | 0.301   | 01/01/2017     | 31/12/2017   | Final  |
| Lycamobile (089) ported to Tesco Mobile                                  | 1.524           | 1.432    | 1.418   | 0.621         | 0.344    | 0.301   | 01/01/2017     | 31/12/2017   | Final  |
| UPC mobile (089) ported to Tesco Mobile                                  | 1.524           | 1.432    | 1.418   | 0.621         | 0.344    | 0.301   | 01/01/2017     | 31/12/2017   | Final  |
| Carphone mobile (089) ported to Tesco Mobile                             | 1.524           | 1.432    | 1.418   | 0.621         | 0.344    | 0.301   | 01/01/2017     | 31/12/2017   | Final  |
| Lycamobile   | 1.024           | 0.932    | 0.918   | 0.621         | 0.344    | 0.301   | 01/01/2017     | 31/12/2017   | Final  |
| Meteor (085) ported to Lycamobile  | 1.236           | 1.050    | 1.024   | 1.284         | 0.714    | 0.632   | 01/01/2017     | 31/12/2017   | Final  |
| O2 (086) ported to Lycamobile  | 1.524           | 1.432    | 1.418   | 0.621         | 0.344    | 0.301   | 01/01/2017     | 31/12/2017   | Final  |
| Vodafone (087) ported to Lycamobile                                      | 1.236           | 1.050    | 1.024   | 1.284         | 0.714    | 0.632   | 01/01/2017     | 31/12/2017   | Final  |
| Hutchison (083) ported to Lycamobile                                     | 1.524           | 1.432    | 1.418   | 0.621         | 0.344    | 0.301   | 01/01/2017     | 31/12/2017   | Final  |
| Tesco Mobile (089) Ported to Lycamobile                                  | 1.524           | 1.432    | 1.418   | 0.621         | 0.344    | 0.301   | 01/01/2017     | 31/12/2017   | Final  |
| UPC mobile (089) ported to Lycamobile                                    | 1.524           | 1.432    | 1.418   | 0.621         | 0.344    | 0.301   | 01/01/2017     | 31/12/2017   | Final  |
| Carphone mobile (089) ported to Lycamobile                               | 1.524           | 1.432    | 1.418   | 0.621         | 0.344    | 0.301   | 01/01/2017     | 31/12/2017   | Final  |
| UPC mobile   | 2.8040          | 2.7120   | 2.6980  | 0.6210        | 0.3440   | 0.3010  | 01/06/2015     | 31/12/2017   | Final  |
| Meteor (085) ported to UPC mobile  | 3.0160          | 2.8300   | 2.8040  | 1.2840        | 0.7140   | 0.6320  | 01/06/2015     | 31/12/2017   | Final  |
| O2 (086) ported to UPC mobile  | 3.3040          | 3.2120   | 3.1980  | 0.6210        | 0.3440   | 0.3010  | 01/06/2015     | 31/12/2017   | Final  |
| Vodafone (087) ported to UPC mobile                                      | 3.0160          | 2.8300   | 2.8040  | 1.2840        | 0.7140   | 0.6320  | 01/06/2015     | 31/12/2017   | Final  |
| Hutchison (083) ported to UPC mobile                                     | 3.3040          | 3.2120   | 3.1980  | 0.6210        | 0.3440   | 0.3010  | 01/06/2015     | 31/12/2017   | Final  |
| Tesco Mobile (089) Ported to UPC mobile                                  | 3.3040          | 3.2120   | 3.1980  | 0.6210        | 0.3440   | 0.3010  | 01/06/2015     | 31/12/2017   | Final  |
| Lycamobile (089) ported to UPC Mobile                                    | 3.3040          | 3.2120   | 3.1980  | 0.6210        | 0.3440   | 0.3010  | 01/06/2015     | 31/12/2017   | Final  |
| Carphone Mobile (089) ported to UPC Mobile                               | 3.3040          | 3.2120   | 3.1980  | 0.6210        | 0.3440   | 0.3010  | 01/06/2015     | 31/12/2017   | Final  |
| Carphone Mobile  | 2.094           | 2.002    | 1.988   | 0.621         | 0.344    | 0.301   | 01/01/2017     | 31/12/2017   | Final  |
| Meteor (085) ported to Carphone Mobile                                   | 2.306           | 2.120    | 2.094   | 1.284         | 0.714    | 0.632   | 01/01/2017     | 31/12/2017   | Final  |
| Vodafone (087) ported to Carphone Mobile                                 | 2.306           | 2.120    | 2.094   | 1.284         | 0.714    | 0.632   | 01/01/2017     | 31/12/2017   | Final  |
| O2 (086) ported to Carphone Mobile                                       | 2.594           | 2.502    | 2.488   | 0.621         | 0.344    | 0.301   | 01/01/2017     | 31/12/2017   | Final  |
| Tesco Mobile (089) Ported to Carphone Mobile                             | 2.594           | 2.502    | 2.488   | 0.621         | 0.344    | 0.301   | 01/01/2017     | 31/12/2017   | Final  |
| Lycamobile (089) ported to Carphone Mobile                               | 2.594           | 2.502    | 2.488   | 0.621         | 0.344    | 0.301   | 01/01/2017     | 31/12/2017   | Final  |
| Hutchison (083) Ported to Carphone Mobile                                | 2.594           | 2.502    | 2.488   | 0.621         | 0.344    | 0.301   | 01/01/2017     | 31/12/2017   | Final  |
| UPC Mobile (089) Ported to Carphone Mobile                               | 2.594           | 2.502    | 2.488   | 0.621         | 0.344    | 0.301   | 01/01/2017     | 31/12/2017   | Final  |

**Note**

Table 102 list the charges to the Originating Operator for Transit traffic destined for the services listed in that table. Rates are quoted in Euro cent



| Table 102 (1 of 2)   |                 |          |         |               |          |         |                |              |        |
|--|-----------------|----------|---------|---------------|----------|---------|----------------|--------------|--------|
| Mobile Termination Rates (from 01/01/2018) Revised Rates. See note below |                 |          |         |               |          |         |                |              |        |
| Operator   | Cent Per Minute |          |         | Cent Per Call |          |         | Effective from | Effective to | Status |
|  | Peak            | Off Peak | Weekend | Peak          | Off Peak | Weekend |                |              |        |
| Meteor   | 0.994           | 0.902    | 0.888   | 0.621         | 0.344    | 0.301   | 01/01/2018     |              | Final  |
| Vodafone (087) ported to Meteor  | 1.206           | 1.020    | 0.994   | 1.284         | 0.714    | 0.632   | 01/01/2018     |              | Final  |
| O2 (086) ported to Meteor  | 1.494           | 1.402    | 1.388   | 0.621         | 0.344    | 0.301   | 01/01/2018     |              | Final  |
| Hutchison (083) ported to Meteor   | 1.494           | 1.402    | 1.388   | 0.621         | 0.344    | 0.301   | 01/01/2018     |              | Final  |
| Tesco Mobile (089) Ported to Meteor                                      | 1.494           | 1.402    | 1.388   | 0.621         | 0.344    | 0.301   | 01/01/2018     |              | Final  |
| Lycamobile (089) ported to Meteor  | 1.494           | 1.402    | 1.388   | 0.621         | 0.344    | 0.301   | 01/01/2018     |              | Final  |
| UPC mobile (089) ported to Meteor  | 1.494           | 1.402    | 1.388   | 0.621         | 0.344    | 0.301   | 01/01/2018     |              | Final  |
| Carphone mobile (089) ported to Meteor                                   | 1.494           | 1.402    | 1.388   | 0.621         | 0.344    | 0.301   | 01/01/2018     |              | Final  |
|  |                 |          |         |               |          |         |                |              |        |
| O2   | 0.994           | 0.902    | 0.888   | 0.621         | 0.344    | 0.301   | 01/01/2018     |              | Final  |
| Vodafone(087) ported to O2   | 1.206           | 1.020    | 0.994   | 1.284         | 0.714    | 0.632   | 01/01/2018     |              | Final  |
| Meteor (085) ported to O2  | 1.206           | 1.020    | 0.994   | 1.284         | 0.714    | 0.632   | 01/01/2018     |              | Final  |
| Hutchison (083) ported to O2   | 1.494           | 1.402    | 1.388   | 0.621         | 0.344    | 0.301   | 01/01/2018     |              | Final  |
| Tesco Mobile (089) Ported to O2  | 1.494           | 1.402    | 1.388   | 0.621         | 0.344    | 0.301   | 01/01/2018     |              | Final  |
| Lycamobile (089) ported to O2  | 1.494           | 1.402    | 1.388   | 0.621         | 0.344    | 0.301   | 01/01/2018     |              | Final  |
| UPC mobile (089) ported to O2  | 1.494           | 1.402    | 1.388   | 0.621         | 0.344    | 0.301   | 01/01/2018     |              | Final  |
| Carphone mobile (089) ported to O2                                       | 1.494           | 1.402    | 1.388   | 0.621         | 0.344    | 0.301   | 01/01/2018     |              | Final  |
|  |                 |          |         |               |          |         |                |              |        |
| Vodafone   | 0.994           | 0.902    | 0.888   | 0.621         | 0.344    | 0.301   | 01/01/2018     |              | Final  |
| O2 (086) Ported to Vodafone  | 1.494           | 1.402    | 1.388   | 0.621         | 0.344    | 0.301   | 01/01/2018     |              | Final  |
| Meteor (085) ported to Vodafone  | 1.206           | 1.020    | 0.994   | 1.284         | 0.714    | 0.632   | 01/01/2018     |              | Final  |
| Hutchison (083) ported to Vodafone                                       | 1.494           | 1.402    | 1.388   | 0.621         | 0.344    | 0.301   | 01/01/2018     |              | Final  |
| Tesco Mobile (089) Ported to Vodafone                                    | 1.494           | 1.402    | 1.388   | 0.621         | 0.344    | 0.301   | 01/01/2018     |              | Final  |
| Lycamobile (089) ported to Vodafone                                      | 1.494           | 1.402    | 1.388   | 0.621         | 0.344    | 0.301   | 01/01/2018     |              | Final  |
| UPC mobile (089) ported to Vodafone                                      | 1.494           | 1.402    | 1.388   | 0.621         | 0.344    | 0.301   | 01/01/2018     |              | Final  |
| Carphone mobile (089) ported to Vodafone                                 | 1.494           | 1.402    | 1.388   | 0.621         | 0.344    | 0.301   | 01/01/2018     |              | Final  |

**Note**

Table 102 list the charges to the Originating Operator for Transit traffic destined for the services listed in that table. Rates are quoted in Euro cent





**Table 102 (2 of 2)**  
**Mobile Termination Rates (from 01/01/2018) Revised Rates. See note below**

| Operator                                     | Cent Per Minute |          |         | Cent Per Call |          |         | Effective from | Effective to | Status |
|--|-----------------|----------|---------|---------------|----------|---------|----------------|--------------|--------|
|  | Peak            | Off Peak | Weekend | Peak          | Off Peak | Weekend |                |              |        |
| Hutchison                                    | 0.994           | 0.902    | 0.888   | 0.621         | 0.344    | 0.301   | 01/01/2018     |              | Final  |
| Meteor (085) ported to Hutchison             | 1.206           | 1.020    | 0.994   | 1.284         | 0.714    | 0.632   | 01/01/2018     |              | Final  |
| Vodafone (087) ported to Hutchison           | 1.206           | 1.020    | 0.994   | 1.284         | 0.714    | 0.632   | 01/01/2018     |              | Final  |
| O2 (086) ported to Hutchison                 | 1.494           | 1.402    | 1.388   | 0.621         | 0.344    | 0.301   | 01/01/2018     |              | Final  |
| Tesco Mobile (089) Ported to Hutchison       | 1.494           | 1.402    | 1.388   | 0.621         | 0.344    | 0.301   | 01/01/2018     |              | Final  |
| Lycamobile (089) ported to Hutchison         | 1.494           | 1.402    | 1.388   | 0.621         | 0.344    | 0.301   | 01/01/2018     |              | Final  |
| UPC mobile (089) ported to Hutchison         | 1.494           | 1.402    | 1.388   | 0.621         | 0.344    | 0.301   | 01/01/2018     |              | Final  |
| Carphone mobile (089) ported to Hutchison    | 1.494           | 1.402    | 1.388   | 0.621         | 0.344    | 0.301   | 01/01/2018     |              | Final  |
| Tesco Mobile                                 | 0.994           | 0.902    | 0.888   | 0.621         | 0.344    | 0.301   | 01/01/2018     |              | Final  |
| Meteor (085) ported to Tesco Mobile          | 1.206           | 1.020    | 0.994   | 1.284         | 0.714    | 0.632   | 01/01/2018     |              | Final  |
| O2 (086) ported to Tesco Mobile              | 1.494           | 1.402    | 1.388   | 0.621         | 0.344    | 0.301   | 01/01/2018     |              | Final  |
| Vodafone (087) ported to Tesco Mobile        | 1.206           | 1.020    | 0.994   | 1.284         | 0.714    | 0.632   | 01/01/2018     |              | Final  |
| Hutchison (083) ported to Tesco Mobile       | 1.494           | 1.402    | 1.388   | 0.621         | 0.344    | 0.301   | 01/01/2018     |              | Final  |
| Lycamobile (089) ported to Tesco Mobile      | 1.494           | 1.402    | 1.388   | 0.621         | 0.344    | 0.301   | 01/01/2018     |              | Final  |
| UPC mobile (089) ported to Tesco Mobile      | 1.494           | 1.402    | 1.388   | 0.621         | 0.344    | 0.301   | 01/01/2018     |              | Final  |
| Carphone mobile (089) ported to Tesco Mobile | 1.494           | 1.402    | 1.388   | 0.621         | 0.344    | 0.301   | 01/01/2018     |              | Final  |
| Lycamobile                                   | 0.994           | 0.902    | 0.888   | 0.621         | 0.344    | 0.301   | 01/01/2018     |              | Final  |
| Meteor (085) ported to Lycamobile            | 1.206           | 1.020    | 0.994   | 1.284         | 0.714    | 0.632   | 01/01/2018     |              | Final  |
| O2 (086) ported to Lycamobile                | 1.494           | 1.402    | 1.388   | 0.621         | 0.344    | 0.301   | 01/01/2018     |              | Final  |
| Vodafone (087) ported to Lycamobile          | 1.206           | 1.020    | 0.994   | 1.284         | 0.714    | 0.632   | 01/01/2018     |              | Final  |
| Hutchison (083) ported to Lycamobile         | 1.494           | 1.402    | 1.388   | 0.621         | 0.344    | 0.301   | 01/01/2018     |              | Final  |
| Tesco Mobile (089) Ported to Lycamobile      | 1.494           | 1.402    | 1.388   | 0.621         | 0.344    | 0.301   | 01/01/2018     |              | Final  |
| UPC mobile (089) ported to Lycamobile        | 1.494           | 1.402    | 1.388   | 0.621         | 0.344    | 0.301   | 01/01/2018     |              | Final  |
| Carphone mobile (089) ported to Lycamobile   | 1.494           | 1.402    | 1.388   | 0.621         | 0.344    | 0.301   | 01/01/2018     |              | Final  |
| UPC mobile                                   | 2.804           | 2.712    | 2.698   | 0.621         | 0.344    | 0.301   | 01/01/2018     |              | Final  |
| Meteor (085) ported to UPC mobile            | 3.016           | 2.83     | 2.804   | 1.284         | 0.714    | 0.632   | 01/01/2018     |              | Final  |
| O2 (086) ported to UPC mobile                | 3.304           | 3.212    | 3.198   | 0.621         | 0.344    | 0.301   | 01/01/2018     |              | Final  |
| Vodafone (087) ported to UPC mobile          | 3.016           | 2.83     | 2.804   | 1.284         | 0.714    | 0.632   | 01/01/2018     |              | Final  |
| Hutchison (083) ported to UPC mobile         | 3.304           | 3.212    | 3.198   | 0.621         | 0.344    | 0.301   | 01/01/2018     |              | Final  |
| Tesco Mobile (089) Ported to UPC mobile      | 3.304           | 3.212    | 3.198   | 0.621         | 0.344    | 0.301   | 01/01/2018     |              | Final  |
| Lycamobile (089) ported to UPC Mobile        | 3.304           | 3.212    | 3.198   | 0.621         | 0.344    | 0.301   | 01/01/2018     |              | Final  |
| Carphone Mobile (089) ported to UPC Mobile   | 3.304           | 3.212    | 3.198   | 0.621         | 0.344    | 0.301   | 01/01/2018     |              | Final  |
| Carphone Mobile                              | 2.024           | 1.932    | 1.918   | 0.621         | 0.344    | 0.301   | 01/01/2018     |              | Final  |
| Meteor (085) ported to Carphone Mobile       | 2.236           | 2.05     | 2.024   | 1.284         | 0.714    | 0.632   | 01/01/2018     |              | Final  |
| Vodafone (087) ported to Carphone Mobile     | 2.236           | 2.05     | 2.024   | 1.284         | 0.714    | 0.632   | 01/01/2018     |              | Final  |
| O2 (086) ported to Carphone Mobile           | 2.524           | 2.432    | 2.418   | 0.621         | 0.344    | 0.301   | 01/01/2018     |              | Final  |
| Tesco Mobile (089) Ported to Carphone Mobile | 2.524           | 2.432    | 2.418   | 0.621         | 0.344    | 0.301   | 01/01/2018     |              | Final  |
| Lycamobile (089) ported to Carphone Mobile   | 2.524           | 2.432    | 2.418   | 0.621         | 0.344    | 0.301   | 01/01/2018     |              | Final  |
| Hutchison (083) Ported to Carphone Mobile    | 2.524           | 2.432    | 2.418   | 0.621         | 0.344    | 0.301   | 01/01/2018     |              | Final  |
| UPC Mobile (089) Ported to Carphone Mobile   | 2.524           | 2.432    | 2.418   | 0.621         | 0.344    | 0.301   | 01/01/2018     |              | Final  |

**Note**

Table 102 list the charges to the Originating Operator for Transit traffic destined for the services listed in that table. Rates are quoted in Euro cent



| Table 103<br>Geographical Termination Rates to 30/06/2013 |                |                 |          |          |               |          |          |                |              |        |
|---|----------------|-----------------|----------|----------|---------------|----------|----------|----------------|--------------|--------|
| Operator  | Charging Level | Cent Per Minute |          |          | Cent Per Call |          |          | Effective from | Effective to | Status |
|   |                | Peak            | Off Peak | Weekend  | Peak          | Off Peak | Weekend  |                |              |        |
| Budget  |                | 1.041185        | 0.520593 | 0.419014 |               |          |          | 01/07/2000     | 30/06/2013   | Final  |
| C&W   |                | 1.041185        | 0.520593 | 0.419014 |               |          |          | 01/07/2000     | 30/06/2013   | Final  |
| Esat BT   |                | 0.880           | 0.460    | 0.420    |               |          |          | 01/05/2005     | 30/06/2013   | Final  |
| Chorus  |                | 1.022139        | 0.539639 | 0.457106 |               |          |          | 01/07/2000     | 30/06/2013   | Final  |
| NTL   |                | 0.394889        | 0.218395 | 0.19173  | 0.744067      | 0.411395 | 0.360606 | 01/09/2003     | 30/06/2013   | Final  |
| Ocean   |                | 1.612567        | 0.812632 | 0.672961 |               |          |          | 01/07/2000     | 30/06/2013   | Final  |
| Energis   |                | 0.394889        | 0.218395 | 0.19173  | 0.744067      | 0.411395 | 0.360606 | 01/04/2002     | 30/06/2013   | Final  |
| Verizon (formerly MCI)                                    |                | 1.041185        | 0.520593 | 0.419014 |               |          |          | 01/07/2000     | 30/04/2009   | Final  |
| Verizon (formerly MCI)                                    |                | 0.70            | 0.40     | 0.30     | 1.70          | 0.60     | 0.40     | 01/05/2009     | 30/06/2013   | Final  |
| Colt  |                | 0.394889        | 0.218395 | 0.19173  | 0.744067      | 0.411395 | 0.360606 | 01/05/2002     | 31/05/2010   | Final  |
| Colt  |                | 0.550           | 0.300    | 0.260    | 0.860         | 0.440    | 0.400    | 01/06/2010     | 30/06/2013   | Final  |
| Access-Telecom-Imagine                                    |                | 0.495           | 0.318    | 0.292    | 0.844         | 0.511    | 0.461    | 01/09/2003     | 30/06/2013   | Final  |
| Talk Telecom  |                | 0.306           | 0.171    | 0.153    | 0.818         | 0.456    | 0.409    | 01/09/2004     | 30/06/2013   | Final  |
| Swiftcall   |                | 0.306           | 0.171    | 0.153    | 0.818         | 0.456    | 0.409    | 01/10/2004     | 30/06/2013   | Final  |
| Smart   |                | 0.643           | 0.356    | 0.312    | 0             | 0        | 0        | 01/12/2005     | 30/06/2013   | Final  |
| Magnet  |                | 0.306           | 0.171    | 0.153    | 0.818         | 0.456    | 0.409    | 01/02/2006     | 30/06/2013   | Final  |
| Finarea   |                | 0.306           | 0.171    | 0.153    | 0.818         | 0.456    | 0.409    | 01/03/2006     | 30/06/2013   | Final  |
| Opera Telecom In2tel                                      |                | 0.306           | 0.171    | 0.153    | 0.818         | 0.456    | 0.409    | 01/02/2007     | 30/06/2013   | Final  |
| Blueface  |                | 0.579           | 0.323    | 0.29     |               |          |          | 01/08/2007     | 30/06/2013   | Final  |
| Digiweb   |                | 0.350           | 0.162    | 0.138    | 0.88          | 0.58     | 0.52     | 01/01/2009     | 31/10/2009   | Final  |
| Digiweb   |                | 0.316           | 0.148    | 0.124    | 0.85          | 0.55     | 0.50     | 01/11/2009     | 30/06/2013   | Final  |
| 3PlayPlus   |                | 0.579           | 0.323    | 0.290    |               |          |          | 01/03/2010     | 30/06/2013   | Final  |
| Rivertower  |                | 0.579           | 0.323    | 0.290    |               |          |          | 01/03/2011     | 30/06/2013   | Final  |
| Orange Business Services                                  |                | 1.041185        | 0.520593 | 0.419014 |               |          |          | 01/05/11       | 30/06/2013   | Final  |
| Blue Chip Telecom   |                | 0.579           | 0.323    | 0.290    |               |          |          | 01/05/11       | 30/06/2013   | Final  |
| Airspeed  |                | 0.4952          | 0.2739   | 0.2400   |               |          |          | 01/06/11       | 30/06/2013   | Final  |
| Voxbone   |                | 0.579           | 0.323    | 0.290    |               |          |          | 01/08/11       | 30/06/2013   | Final  |
| Magrathea   |                | 1.04            | 0.52     | 0.41     |               |          |          | 01/09/12       | 30/06/2013   | Final  |
| Goldfish  |                | 0.579           | 0.323    | 0.290    |               |          |          | 01/01/13       | 30/06/2013   | Final  |

**Note:**

Table 103 list the payment to the terminating Operator for the services listed in that table. Rates are quoted in Euro cent



| Table 103                                    |                |                 |          |          |               |          |          |                |              |        |
|--|----------------|-----------------|----------|----------|---------------|----------|----------|----------------|--------------|--------|
| Geographical Termination Rates To 30/06/2014 |                |                 |          |          |               |          |          |                |              |        |
| Operator                                     | Charging Level | Cent Per Minute |          |          | Cent Per Call |          |          | Effective from | Effective to | Status |
|  |                | Peak            | Off Peak | Weekend  | Peak          | Off Peak | Weekend  |                |              |        |
| Budget                                       |                | 1.041185        | 0.520593 | 0.419014 |               |          |          | 01/07/2013     | 30/06/2014   | Final  |
| C&W  |                | 1.041185        | 0.520593 | 0.419014 |               |          |          | 01/07/2013     | 30/06/2014   | Final  |
| Esat BT                                      |                | 0.098           | 0.098    | 0.098    |               |          |          | 01/07/2013     | 30/06/2014   | Final  |
| NTEL UPC                                     |                | 0.098           | 0.098    | 0.098    |               |          |          | 01/07/2013     | 30/06/2014   | Final  |
| Ocean  |                | 1.612567        | 0.812632 | 0.672961 |               |          |          | 01/07/2013     | 30/06/2014   | Final  |
| Energis                                      |                | 0.394889        | 0.218395 | 0.19173  | 0.744067      | 0.411395 | 0.360606 | 01/07/2013     | 30/06/2014   | Final  |
| Verizon (formerly MCI)                       |                | 0.070           | 0.070    | 0.070    | 0.075         | 0.075    | 0.075    | 01/07/2013     | 30/06/2014   | Final  |
| Colt   |                | 0.098           | 0.098    | 0.098    |               |          |          | 01/07/2013     | 30/06/2014   | Final  |
| Access Telecom Imagine                       |                | 0.495           | 0.318    | 0.292    | 0.844         | 0.511    | 0.461    | 01/07/2013     | 30/06/2014   | Final  |
| Talk Telecom                                 |                | 0.306           | 0.171    | 0.153    | 0.818         | 0.456    | 0.409    | 01/07/2013     | 30/06/2014   | Final  |
| Swiftcall                                    |                | 0.306           | 0.171    | 0.153    | 0.818         | 0.456    | 0.409    | 01/07/2013     | 30/06/2014   | Final  |
| Smart  |                | 0.098           | 0.098    | 0.098    |               |          |          | 01/07/2013     | 30/06/2014   | Final  |
| Magnet                                       |                | 0.098           | 0.098    | 0.098    |               |          |          | 01/07/2013     | 30/06/2014   | Final  |
| Finarea                                      |                | 0.306           | 0.171    | 0.153    | 0.818         | 0.456    | 0.409    | 01/07/2013     | 30/06/2014   | Final  |
| Opera Telecom In2tel                         |                | 0.306           | 0.171    | 0.153    | 0.818         | 0.456    | 0.409    | 01/07/2013     | 30/06/2014   | Final  |
| Blueface                                     |                | 0.579           | 0.323    | 0.29     |               |          |          | 01/07/2013     | 30/06/2014   | Final  |
| Digiweb                                      |                | 0.316           | 0.148    | 0.124    | 0.85          | 0.55     | 0.50     | 01/07/2013     | 30/06/2014   | Final  |
| 3PlayPlus                                    |                | 0.579           | 0.323    | 0.290    |               |          |          | 01/07/2013     | 30/06/2014   | Final  |
| Rivertower                                   |                | 0.579           | 0.323    | 0.290    |               |          |          | 01/07/2013     | 30/06/2014   | Final  |
| Orange Business Services                     |                | 1.041185        | 0.520593 | 0.419014 |               |          |          | 01/07/2013     | 30/06/2014   | Final  |
| Blue Chip Telecom                            |                | 0.579           | 0.323    | 0.290    |               |          |          | 01/07/2013     | 30/06/2014   | Final  |
| Airspeed                                     |                | 0.4952          | 0.2739   | 0.2400   |               |          |          | 01/07/2013     | 30/06/2014   | Final  |
| Voxbone                                      |                | 0.579           | 0.323    | 0.290    |               |          |          | 01/07/2013     | 30/06/2014   | Final  |
| Magrathea                                    |                | 1.04            | 0.52     | 0.41     |               |          |          | 01/07/2013     | 30/06/2014   | Final  |
| Goldfish                                     |                | 0.579           | 0.323    | 0.290    |               |          |          | 01/07/2013     | 30/06/2014   | Final  |
| Telcom                                       |                | 0.316           | 0.148    | 0.124    | 0.850         | 0.550    | 0.500    | 01/04/2014     | 30/06/2014   | Final  |

**Note:**

Table 103 list the payment to the terminating Operator for the services listed in that table.  
Rates are quoted in Euro cent

open air is notifying of the price changes applicable from 01/07/2013 as advised by each operator pursuant to Decision Notices D11/12 and D12/12. We are aware that this Decision Notice is the subject of an appeal which may, if successful, result in retrospective price adjustments by the terminating operators. Please be advised that in such event, open air will be issuing supplemental invoices to reflect the modification to any charges applied by the terminating operators.



| Table 103                                      |                |                 |          |          |               |          |          |                |              |        |
|--|----------------|-----------------|----------|----------|---------------|----------|----------|----------------|--------------|--------|
| Geographical Termination Rates from 01/07/2014 |                |                 |          |          |               |          |          |                |              |        |
| Operator                                       | Charging Level | Cent Per Minute |          |          | Cent Per Call |          |          | Effective from | Effective to | Status |
|  |                | Peak            | Off Peak | Weekend  | Peak          | Off Peak | Weekend  |                |              |        |
| Budget   |                | 1.041185        | 0.520593 | 0.419014 |               |          |          | 01/07/2014     |              | Final  |
| C&W  |                | 1.041185        | 0.520593 | 0.419014 |               |          |          | 01/07/2014     |              | Final  |
| BT   |                | 0.072           | 0.072    | 0.072    |               |          |          | 01/07/2015     |              | Final  |
| Virginmedia                                    |                | 0.072           | 0.072    | 0.072    |               |          |          | 01/07/2015     |              | Final  |
| Energis  |                | 0.394889        | 0.218395 | 0.19173  | 0.744067      | 0.411395 | 0.360606 | 01/07/2014     |              | Final  |
| Verizon  |                | 0.072           | 0.072    | 0.072    |               |          |          | 01/07/2015     |              | Final  |
| Colt   |                | 0.072           | 0.072    | 0.072    |               |          |          | 01/07/2015     |              | Final  |
| Imagine  |                | 0.495           | 0.318    | 0.292    | 0.844         | 0.511    | 0.461    | 01/07/2014     |              | Final  |
| Talk Telecom                                   |                | 0.306           | 0.171    | 0.153    | 0.818         | 0.456    | 0.409    | 01/07/2014     |              | Final  |
| Swiftcall                                      |                | 0.306           | 0.171    | 0.153    | 0.818         | 0.456    | 0.409    | 01/07/2014     |              | Final  |
| Viatel (Smart)                                 |                | 0.072           | 0.072    | 0.072    |               |          |          | 01/07/2015     |              | Final  |
| Magnet   |                | 0.072           | 0.072    | 0.072    |               |          |          | 01/07/2015     |              | Final  |
| Finarea  |                | 0.306           | 0.171    | 0.153    | 0.818         | 0.456    | 0.409    | 01/07/2014     |              | Final  |
| In2tel   |                | 0.306           | 0.171    | 0.153    | 0.818         | 0.456    | 0.409    | 01/07/2014     |              | Final  |
| Blueface                                       |                | 0.579           | 0.323    | 0.29     |               |          |          | 01/07/2014     |              | Final  |
| Digiweb  |                | 0.316           | 0.148    | 0.124    | 0.85          | 0.55     | 0.50     | 01/07/2014     |              | Final  |
| 3PlayPlus                                      |                | 0.579           | 0.323    | 0.290    |               |          |          | 01/07/2014     |              | Final  |
| Rivertower                                     |                | 0.579           | 0.323    | 0.290    |               |          |          | 01/07/2014     |              | Final  |
| Orange Business Services                       |                | 1.041185        | 0.520593 | 0.419014 |               |          |          | 01/07/2014     |              | Final  |
| Blue Chip Telecom                              |                | 0.579           | 0.323    | 0.290    |               |          |          | 01/07/2014     |              | Final  |
| Airspeed                                       |                | 0.072           | 0.072    | 0.072    |               |          |          | 01/08/2015     |              | Final  |
| Voxbone  |                | 0.579           | 0.323    | 0.290    |               |          |          | 01/07/2014     |              | Final  |
| Magrathea                                      |                | 1.04            | 0.52     | 0.41     |               |          |          | 01/07/2014     |              | Final  |
| Goldfish                                       |                | 0.579           | 0.323    | 0.290    |               |          |          | 01/07/2014     |              | Final  |
| Telcom   |                | 1.041185        | 0.520593 | 0.419014 |               |          |          | 01/12/2017     |              | Final  |
| Dialoga Servicios SA                           |                | 1.041185        | 0.520593 | 0.419014 |               |          |          | 01/07/2015     |              | Final  |
| Intellicom                                     |                | 0.072           | 0.072    | 0.072    |               |          |          | 01/09/2015     |              | Final  |
| Vodafone                                       |                | 1.041185        | 0.520593 | 0.419014 |               |          |          | 04/01/2016     |              | Final  |
| IP Telecom                                     |                | 0.783000        | 0.435000 | 0.388000 |               |          |          | 01/11/2016     |              | Final  |
| Phone Pulse                                    |                | 0.700000        | 0.700000 | 0.700000 |               |          |          | 01/07/2017     |              | Final  |
| Nuacom   |                | 1.040000        | 0.520000 | 0.410000 |               |          |          | 15/12/2018     |              | Final  |

**Note:**

Table 103 list the payment to the terminating Operator for the services listed in that table.  
Rates are quoted in Euro cent



**Table 104**  
**Geographic Origination Rates to 30/06/07**

| Operator               | Charging Level | Cent Per Minute |          |          | Cent Per Call |          |          | Effective from | Effective to | Status |
|------------------------|----------------|-----------------|----------|----------|---------------|----------|----------|----------------|--------------|--------|
|                        |                | Peak            | Off Peak | Weekend  | Peak          | Off Peak | Weekend  |                |              |        |
| Budget                 |                | 1.253185        | 0.638593 | 0.525014 | 0.663         | 0.37     | 0.331    | 01/04/2004     | 30/06/2006   | Final  |
| Budget                 |                | 1.2692          | 0.6436   | 0.5290   | 0.6630        | 0.3610   | 0.3210   | 01/07/2006     | 30/06/2007   | Final  |
| C&W                    |                | 1.253185        | 0.638593 | 0.525014 | 0.663         | 0.37     | 0.331    | 01/04/2004     | 30/06/2006   | Final  |
| C&W                    |                | 1.2692          | 0.6436   | 0.5290   | 0.6630        | 0.3610   | 0.3210   | 01/07/2006     | 30/06/2007   | Final  |
| Esat BT                |                | 1.824567        | 0.930632 | 0.778961 | 0.663         | 0.37     | 0.331    | 01/04/2004     | 30/04/2005   | Final  |
| Esat BT                |                | 1.092           | 0.578    | 0.526    | 0.663         | 0.37     | 0.331    | 01/05/2005     | 30/06/2006   | Final  |
| Esat BT                |                | 1.1080          | 0.5830   | 0.5300   | 0.6630        | 0.3610   | 0.3210   | 01/07/2006     | 30/06/2007   | Final  |
| Chorus                 |                | 1.234139        | 0.657639 | 0.563106 | 0.663         | 0.37     | 0.331    | 01/04/2004     | 30/06/2006   | Final  |
| Chorus                 |                | 1.2501          | 0.6626   | 0.5671   | 0.6630        | 0.3610   | 0.3210   | 01/07/2006     | 30/06/2007   | Final  |
| NTL                    |                | 0.606889        | 0.336395 | 0.29773  | 1.407067      | 0.781395 | 0.691606 | 01/04/2004     | 30/06/2006   | Final  |
| NTL                    |                | 0.6229          | 0.3414   | 0.3017   | 1.4071        | 0.7724   | 0.6816   | 01/07/2006     | 30/06/2007   | Final  |
| Ocean                  |                | 1.824567        | 0.930632 | 0.778961 | 0.663         | 0.37     | 0.331    | 01/04/2004     | 30/06/2006   | Final* |
| Ocean                  |                | 1.8406          | 0.9356   | 0.7830   | 0.6630        | 0.3610   | 0.3210   | 01/07/2006     | 30/06/2007   | Final  |
| Energis                |                | 0.606889        | 0.336395 | 0.29773  | 1.407067      | 0.781395 | 0.691606 | 01/04/2004     | 30/06/2006   | Final  |
| Energis                |                | 0.6229          | 0.3414   | 0.3017   | 1.4071        | 0.7724   | 0.6816   | 01/07/2006     | 30/06/2007   | Final  |
| MCI                    |                | 1.253185        | 0.638593 | 0.525014 | 0.663         | 0.37     | 0.331    | 01/04/2004     | 30/06/2006   | Final  |
| MCI                    |                | 1.2692          | 0.6436   | 0.5290   | 0.6630        | 0.3610   | 0.3210   | 01/07/2006     | 30/06/2007   | Final  |
| Colt                   |                | 0.606889        | 0.336395 | 0.29773  | 1.407067      | 0.781395 | 0.691606 | 01/04/2004     | 30/06/2006   | Final  |
| Colt                   |                | 0.6229          | 0.3414   | 0.3017   | 1.4071        | 0.7724   | 0.6816   | 01/07/2006     | 30/06/2007   | Final  |
| Access Telecom         |                | 0.707           | 0.436    | 0.398    | 1.507         | 0.881    | 0.792    | 01/04/2004     | 30/06/2006   | Final  |
| Access Telecom Imagine |                | 0.7230          | 0.4410   | 0.4020   | 1.5070        | 0.8720   | 0.7820   | 01/07/2006     | 30/06/2007   | Final  |
| Talk Telecom           |                | 0.518           | 0.289    | 0.259    | 1.481         | 0.826    | 0.74     | 01/09/2004     | 30/06/2006   | Final  |
| Talk Telecom           |                | 0.5340          | 0.2940   | 0.2630   | 1.4810        | 0.8170   | 0.7300   | 01/07/2006     | 30/06/2007   | Final  |
| Swiftcall              |                | 0.518           | 0.289    | 0.259    | 1.481         | 0.826    | 0.74     | 01/10/2004     | 30/06/2006   | Final  |
| Swiftcall              |                | 0.5340          | 0.2940   | 0.2630   | 1.4810        | 0.8170   | 0.7300   | 01/07/2006     | 30/06/2007   | Final  |
| Smart                  |                | 0.855           | 0.474    | 0.418    | 0.663         | 0.37     | 0.331    | 01/12/2005     | 30/06/2006   | Final  |
| Smart                  |                | 0.8710          | 0.4790   | 0.4220   | 0.6630        | 0.3610   | 0.3210   | 01/07/2006     | 30/06/2007   | Final  |
| Magnet                 |                | 0.518           | 0.289    | 0.259    | 1.481         | 0.826    | 0.74     | 01/02/2006     | 30/06/2006   | Final  |
| Magnet                 |                | 0.5340          | 0.2940   | 0.2630   | 1.4810        | 0.8170   | 0.7300   | 01/07/2006     | 30/06/2007   | Final  |
| Finarea                |                | 0.518           | 0.289    | 0.259    | 1.481         | 0.826    | 0.74     | 01/03/2006     | 30/06/2006   | Final  |
| Finarea                |                | 0.5340          | 0.2940   | 0.2630   | 1.4810        | 0.8170   | 0.7300   | 01/07/2006     | 30/06/2007   | Final  |
| Opera Telecom          |                | 0.5340          | 0.2940   | 0.2630   | 1.4810        | 0.8170   | 0.7300   | 01/02/2007     | 30/06/2007   | Final  |

**Note:**

Table 104 list the charges to the originating operator for transit traffic destined for the services listed in that table.

\* These Rates are interim due to the fact that the transit element has yet to be finalised.

Rates are quoted in Euro cent

01/07/2007-30/06/2008



| Table 104<br>Geographical Origination Rates to 30/06/2013 |                |                 |          |         |               |          |         |                |              |        |
|---|----------------|-----------------|----------|---------|---------------|----------|---------|----------------|--------------|--------|
| Operator  | Charging Level | Cent Per Minute |          |         | Cent Per Call |          |         | Effective from | Effective to | Status |
|   |                | Peak            | Off Peak | Weekend | Peak          | Off Peak | Weekend |                |              |        |
| Budget  |                | 1.2452          | 0.6326   | 0.5170  | 0.6210        | 0.3440   | 0.3010  | 01/07/2007     | 30/06/2013   | Final  |
| C&W   |                | 1.2452          | 0.6326   | 0.5170  | 0.6210        | 0.3440   | 0.3010  | 01/07/2007     | 30/06/2013   | Final  |
| Esat BT   |                | 1.0840          | 0.5720   | 0.5180  | 0.6210        | 0.3440   | 0.3010  | 01/07/2007     | 30/06/2013   | Final  |
| Chorus  |                | 1.2261          | 0.6516   | 0.5551  | 0.6210        | 0.3440   | 0.3010  | 01/07/2007     | 30/06/2013   | Final  |
| NTL   |                | 0.5989          | 0.3304   | 0.2897  | 1.3651        | 0.7554   | 0.6616  | 01/07/2007     | 30/06/2013   | Final  |
| Ocean   |                | 1.8166          | 0.9246   | 0.7710  | 0.6210        | 0.3440   | 0.3010  | 01/07/2007     | 30/06/2013   | Final  |
| Energis   |                | 0.5989          | 0.3304   | 0.2897  | 1.3651        | 0.7554   | 0.6616  | 01/07/2007     | 30/06/2013   | Final  |
| Verizon (formerly MCI)                                    |                | 1.2452          | 0.6326   | 0.5170  | 0.6210        | 0.3440   | 0.3010  | 01/07/2007     | 30/04/2009   | Final  |
| Verizon (formerly MCI)                                    |                | 0.9040          | 0.5120   | 0.3980  | 2.3210        | 0.9440   | 0.7010  | 01/05/2009     | 30/06/2013   | Final  |
| Colt  |                | 0.5989          | 0.3304   | 0.2897  | 1.3651        | 0.7554   | 0.6616  | 01/07/2007     | 31/05/2010   | Final  |
| Colt  |                | 0.754           | 0.412    | 0.358   | 1.481         | 0.784    | 0.701   | 01/06/2010     | 30/06/2013   | Final  |
| Access Telecom Imagine                                    |                | 0.6990          | 0.4300   | 0.3900  | 1.4650        | 0.8550   | 0.7620  | 01/07/2007     | 30/06/2013   | Final  |
| Talk Telecom  |                | 0.5100          | 0.2830   | 0.2510  | 1.4390        | 0.8000   | 0.7100  | 01/07/2007     | 30/06/2013   | Final  |
| Swiftcall   |                | 0.5100          | 0.2830   | 0.2510  | 1.4390        | 0.8000   | 0.7100  | 01/07/2007     | 30/06/2013   | Final  |
| Smart   |                | 0.8470          | 0.4680   | 0.4100  | 0.6210        | 0.3440   | 0.3010  | 01/07/2007     | 30/06/2013   | Final  |
| Magnet  |                | 0.5100          | 0.2830   | 0.2510  | 1.4390        | 0.8000   | 0.7100  | 01/07/2007     | 30/06/2013   | Final  |
| Finarea   |                | 0.5100          | 0.2830   | 0.2510  | 1.4390        | 0.8000   | 0.7100  | 01/07/2007     | 30/06/2013   | Final  |
| Opera Telecom In2tel                                      |                | 0.5100          | 0.2830   | 0.2510  | 1.4390        | 0.8000   | 0.7100  | 01/07/2007     | 30/06/2013   | Final  |
| Blueface  |                | 0.7830          | 0.4350   | 0.3880  | 0.6210        | 0.3440   | 0.3010  | 01/08/2007     | 30/06/2013   | Final  |
| Digiweb   |                | 0.554           | 0.274    | 0.236   | 1.501         | 0.924    | 0.821   | 01/01/2009     | 31/10/2009   | Final  |
| Digiweb   |                | 0.52            | 0.26     | 0.222   | 1.471         | 0.894    | 0.801   | 01/11/2009     | 30/06/2013   | Final  |
| 3PlayPlus   |                | 0.783           | 0.435    | 0.388   | 0.621         | 0.344    | 0.301   | 01/03/2010     | 30/06/2013   | Final  |
| Rivertower  |                | 0.783           | 0.435    | 0.388   | 0.621         | 0.344    | 0.301   | 01/03/2011     | 30/06/2013   | Final  |
| Orange Business Services                                  |                | 1.2452          | 0.6326   | 0.5170  | 0.621         | 0.344    | 0.301   | 01/05/11       | 30/06/2013   | Final  |
| Blue Chip Telecom   |                | 0.783           | 0.435    | 0.388   | 0.621         | 0.344    | 0.301   | 01/05/11       | 30/06/2013   | Final  |
| Airspeed  |                | 0.6992          | 0.3859   | 0.3380  | 0.621         | 0.344    | 0.301   | 01/06/11       | 30/06/2013   | Final  |
| Voxbone   |                | 0.783           | 0.435    | 0.388   | 0.621         | 0.344    | 0.301   | 01/08/11       | 30/06/2013   | Final  |
| Magrathea   |                | 1.244           | 0.632    | 0.508   | 0.621         | 0.344    | 0.301   | 01/09/12       | 30/06/2013   | Final  |
| Goldfish  |                | 0.783           | 0.435    | 0.388   | 0.621         | 0.344    | 0.301   | 01/01/13       | 30/06/2013   | Final  |

**Note:**

Table 104 list the charges to the originating operator for transit traffic destined for the services listed in that table.

Rates are quoted in Euro cent

~~01/07/2013~~ 15/11/2018



**Table 104**  
**Geographical Origination Rates To 30/06/2014**

| Operator                 | Charging Level | Cent Per Minute |          |          | Cent Per Call |          |          | Effective from | Effective to | Status |
|--------------------------|----------------|-----------------|----------|----------|---------------|----------|----------|----------------|--------------|--------|
|                          |                | Peak            | Off Peak | Weekend  | Peak          | Off Peak | Weekend  |                |              |        |
| Budget                   |                | 1.245185        | 0.632593 | 0.517014 | 0.621000      | 0.344000 | 0.301000 | 01/07/2013     | 30/06/2014   | Final  |
| C&W                      |                | 1.245185        | 0.632593 | 0.517014 | 0.621000      | 0.344000 | 0.301000 | 01/07/2013     | 30/06/2014   | Final  |
| Esat BT                  |                | 0.302000        | 0.210000 | 0.196000 | 0.621000      | 0.344000 | 0.301000 | 01/07/2013     | 30/06/2014   | Final  |
| NFL UPC                  |                | 0.302000        | 0.210000 | 0.196000 | 0.621000      | 0.344000 | 0.301000 | 01/07/2013     | 30/06/2014   | Final  |
| Ocean                    |                | 1.816567        | 0.924632 | 0.770961 | 0.621000      | 0.344000 | 0.301000 | 01/07/2013     | 30/06/2014   | Final  |
| Energis                  |                | 0.598889        | 0.330395 | 0.289730 | 1.365067      | 0.755395 | 0.661606 | 01/07/2013     | 30/06/2014   | Final  |
| Verizon (formerly MCI)   |                | 0.274000        | 0.182000 | 0.168000 | 0.696000      | 0.419000 | 0.376000 | 01/07/2013     | 30/06/2014   | Final  |
| Colt                     |                | 0.302000        | 0.210000 | 0.196000 | 0.621000      | 0.344000 | 0.301000 | 01/07/2013     | 30/06/2014   | Final  |
| Access Telecom-Imagine   |                | 0.699000        | 0.430000 | 0.390000 | 1.465000      | 0.855000 | 0.762000 | 01/07/2013     | 30/06/2014   | Final  |
| Talk Telecom             |                | 0.510000        | 0.283000 | 0.251000 | 1.439000      | 0.800000 | 0.710000 | 01/07/2013     | 30/06/2014   | Final  |
| Swiftcall                |                | 0.510000        | 0.283000 | 0.251000 | 1.439000      | 0.800000 | 0.710000 | 01/07/2013     | 30/06/2014   | Final  |
| Smart                    |                | 0.302000        | 0.210000 | 0.196000 | 0.621000      | 0.344000 | 0.301000 | 01/07/2013     | 30/06/2014   | Final  |
| Magnet                   |                | 0.302000        | 0.210000 | 0.196000 | 0.621000      | 0.344000 | 0.301000 | 01/07/2013     | 30/06/2014   | Final  |
| Finarea                  |                | 0.510000        | 0.283000 | 0.251000 | 1.439000      | 0.800000 | 0.710000 | 01/07/2013     | 30/06/2014   | Final  |
| Opera Telecom In2tel     |                | 0.510000        | 0.283000 | 0.251000 | 1.439000      | 0.800000 | 0.710000 | 01/07/2013     | 30/06/2014   | Final  |
| Blueface                 |                | 0.783000        | 0.435000 | 0.388000 | 0.621000      | 0.344000 | 0.301000 | 01/07/2013     | 30/06/2014   | Final  |
| Digiweb                  |                | 0.520000        | 0.260000 | 0.222000 | 1.471000      | 0.894000 | 0.801000 | 01/07/2013     | 30/06/2014   | Final  |
| 3PlayPlus                |                | 0.783000        | 0.435000 | 0.388000 | 0.621000      | 0.344000 | 0.301000 | 01/07/2013     | 30/06/2014   | Final  |
| Rivertower               |                | 0.783000        | 0.435000 | 0.388000 | 0.621000      | 0.344000 | 0.301000 | 01/07/2013     | 30/06/2014   | Final  |
| Orange Business Services |                | 1.245185        | 0.632593 | 0.517014 | 0.621000      | 0.344000 | 0.301000 | 01/07/2013     | 30/06/2014   | Final  |
| Blue Chip Telecom        |                | 0.783000        | 0.435000 | 0.388000 | 0.621000      | 0.344000 | 0.301000 | 01/07/2013     | 30/06/2014   | Final  |
| Airspeed                 |                | 0.699200        | 0.385900 | 0.338000 | 0.621000      | 0.344000 | 0.301000 | 01/07/2013     | 30/06/2014   | Final  |
| Voxbone                  |                | 0.783000        | 0.435000 | 0.388000 | 0.621000      | 0.344000 | 0.301000 | 01/07/2013     | 30/06/2014   | Final  |
| Magrathea                |                | 1.244000        | 0.632000 | 0.508000 | 0.621000      | 0.344000 | 0.301000 | 01/07/2013     | 30/06/2014   | Final  |
| Goldfish                 |                | 0.783000        | 0.435000 | 0.388000 | 0.621000      | 0.344000 | 0.301000 | 01/07/2013     | 30/06/2014   | Final  |
| Telcom                   |                | 0.520000        | 0.260000 | 0.222000 | 1.471000      | 0.894000 | 0.801000 | 01/04/2014     | 30/06/2014   | Final  |

**Note:**

Table 104 list the charges to the originating operator for transit traffic destined for the Terminating Operator listed in that table. (Charge = Operators Termination Rate in Table 103 + Transit fee in Table 002)  
Rates are quoted in Euro cent

open eir is notifying of the price changes applicable from 01/07/2013 as advised by each operator pursuant to Decision Notices D11/12 and D12/12. We are aware that this Decision Notice is the subject of an appeal which may, if successful, result in retrospective price adjustments by the terminating operators. Please be advised that in such event, open eir will be issuing supplemental invoices to reflect the modification to any charges applied by the terminating operators.



| Table 104                                      |                |                 |          |          |               |          |          |                |              |        |
|--|----------------|-----------------|----------|----------|---------------|----------|----------|----------------|--------------|--------|
| Geographical Origination Rates from 01/07/2014 |                |                 |          |          |               |          |          |                |              |        |
| Operator                                       | Charging Level | Cent Per Minute |          |          | Cent Per Call |          |          | Effective from | Effective to | Status |
|  |                | Peak            | Off Peak | Weekend  | Peak          | Off Peak | Weekend  |                |              |        |
| Budget   |                | 1.245185        | 0.632593 | 0.517014 | 0.621000      | 0.344000 | 0.301000 | 01/07/2014     |              | Final  |
| C&W  |                | 1.245185        | 0.632593 | 0.517014 | 0.621000      | 0.344000 | 0.301000 | 01/07/2014     |              | Final  |
| BT   |                | 0.276000        | 0.184000 | 0.170000 | 0.621000      | 0.344000 | 0.301000 | 01/07/2015     |              | Final  |
| Virginmedia                                    |                | 0.276000        | 0.184000 | 0.170000 | 0.621000      | 0.344000 | 0.301000 | 01/07/2015     |              | Final  |
| Energis  |                | 0.598889        | 0.330395 | 0.289730 | 1.365067      | 0.755395 | 0.661606 | 01/07/2014     |              | Final  |
| Verizon  |                | 0.276000        | 0.184000 | 0.170000 | 0.621000      | 0.344000 | 0.301000 | 01/07/2015     |              | Final  |
| Colt   |                | 0.276000        | 0.184000 | 0.170000 | 0.621000      | 0.344000 | 0.301000 | 01/07/2015     |              | Final  |
| Imagine  |                | 0.699000        | 0.430000 | 0.390000 | 1.465000      | 0.855000 | 0.762000 | 01/07/2014     |              | Final  |
| Talk Telecom                                   |                | 0.510000        | 0.283000 | 0.251000 | 1.439000      | 0.800000 | 0.710000 | 01/07/2014     |              | Final  |
| Swiftcall                                      |                | 0.510000        | 0.283000 | 0.251000 | 1.439000      | 0.800000 | 0.710000 | 01/07/2014     |              | Final  |
| Viatel (Smart)                                 |                | 0.276000        | 0.184000 | 0.170000 | 0.621000      | 0.344000 | 0.301000 | 01/07/2015     |              | Final  |
| Magnet   |                | 0.276000        | 0.184000 | 0.170000 | 0.621000      | 0.344000 | 0.301000 | 01/07/2015     |              | Final  |
| Finarea  |                | 0.510000        | 0.283000 | 0.251000 | 1.439000      | 0.800000 | 0.710000 | 01/07/2014     |              | Final  |
| In2tel   |                | 0.510000        | 0.283000 | 0.251000 | 1.439000      | 0.800000 | 0.710000 | 01/07/2014     |              | Final  |
| Blueface                                       |                | 0.783000        | 0.435000 | 0.388000 | 0.621000      | 0.344000 | 0.301000 | 01/07/2014     |              | Final  |
| Digiweb  |                | 0.520000        | 0.260000 | 0.222000 | 1.471000      | 0.894000 | 0.801000 | 01/07/2014     |              | Final  |
| 3PlayPlus                                      |                | 0.783000        | 0.435000 | 0.388000 | 0.621000      | 0.344000 | 0.301000 | 01/07/2014     |              | Final  |
| Rivertower                                     |                | 0.783000        | 0.435000 | 0.388000 | 0.621000      | 0.344000 | 0.301000 | 01/07/2014     |              | Final  |
| Orange Business Services                       |                | 1.245185        | 0.632593 | 0.517014 | 0.621000      | 0.344000 | 0.301000 | 01/07/2014     |              | Final  |
| Blue Chip Telecom                              |                | 0.783000        | 0.435000 | 0.388000 | 0.621000      | 0.344000 | 0.301000 | 01/07/2014     |              | Final  |
| Airspeed                                       |                | 0.276000        | 0.184000 | 0.170000 | 0.621000      | 0.344000 | 0.301000 | 01/08/2015     |              | Final  |
| Voxbone  |                | 0.783000        | 0.435000 | 0.388000 | 0.621000      | 0.344000 | 0.301000 | 01/07/2014     |              | Final  |
| Magrathea                                      |                | 1.244000        | 0.632000 | 0.508000 | 0.621000      | 0.344000 | 0.301000 | 01/07/2014     |              | Final  |
| Goldfish                                       |                | 0.783000        | 0.435000 | 0.388000 | 0.621000      | 0.344000 | 0.301000 | 01/07/2014     |              | Final  |
| Telcom   |                | 1.245185        | 0.632593 | 0.517014 | 0.621000      | 0.344000 | 0.301000 | 01/12/2017     |              | Final  |
| Dialoga Servicios SA                           |                | 1.245185        | 0.632593 | 0.517014 | 0.621000      | 0.344000 | 0.301000 | 01/07/2015     |              | Final  |
| Intellicom                                     |                | 0.276000        | 0.184000 | 0.170000 | 0.621000      | 0.344000 | 0.301000 | 01/09/2015     |              | Final  |
| Vodafone                                       |                | 1.245185        | 0.632593 | 0.517014 | 0.621000      | 0.344000 | 0.301000 | 04/01/2016     |              | Final  |
| IP Telecom                                     |                | 0.987000        | 0.547000 | 0.486000 | 0.621000      | 0.344000 | 0.301000 | 01/11/2016     |              | Final  |
| Phone Pulse                                    |                | 0.904000        | 0.812000 | 0.798000 | 0.621000      | 0.344000 | 0.301000 | 01/07/2017     |              | Final  |
| Nuacom   |                | 1.244000        | 0.632000 | 0.508000 | 0.621000      | 0.344000 | 0.301000 | 15/12/2018     |              | Final  |

**Note:**

Table 104 list the charges to the originating operator for transit traffic destined for the Terminating Operator listed in that table.  
 (Charge = Operators Termination Rate in Table 103 + Transit fee in Table 002) Rates are quoted in Euro cent





| Table 105<br>Directory Enquiries Termination Rates (to 30/11/2012) |                 |            |            |               |          |         |                            |                          |                |              |        |
|--|-----------------|------------|------------|---------------|----------|---------|----------------------------|--------------------------|----------------|--------------|--------|
| Operator   | Cent Per Minute |            |            | Cent Per Call |          |         | Call (incl 1st min) Charge | Subsequent minute Charge | Effective from | Effective to | Status |
|  | Peak            | Off Peak   | Weekend    | Peak          | Off Peak | Weekend |                            |                          |                |              |        |
| Conduit National 11850   | 14.41           | 14.41      | 14.41      | 49.61         | 49.61    | 49.61   |                            |                          | 01/11/04       | 31/10/05     | Final  |
| Conduit National 11850   | 14.41           | 14.41      | 14.41      | 55.16         | 55.16    | 55.16   |                            |                          | 01/11/05       | 31/10/06     | Final  |
| Conduit National 11850   | 15.17           | 15.17      | 15.17      | 58.49         | 58.49    | 58.49   |                            |                          | 01/11/06       | 31/05/07     | Final  |
| Conduit National 11850   | 19.16           | 19.16      | 19.16      | 68.62         | 68.62    | 68.62   |                            |                          | 01/06/07       | 31/03/08     | Final  |
| Conduit National 11850   | 19.16           | 19.16      | 19.16      | 76.55         | 76.55    | 76.55   |                            |                          | 01/04/08       | 31/03/09     | Final  |
| Conduit National 11850   | 30.93           | 30.93      | 30.93      | 76.24         | 76.24    | 76.24   |                            |                          | 01/04/09       | 31/03/10     | Final  |
| Conduit National 11850   | 54.07           | 54.07      | 54.07      | 76.56         | 76.56    | 76.56   |                            |                          | 01/04/10       | 31/03/11     | Final  |
| Conduit National 11850   | 54.32           | 54.32      | 54.32      | 108.58        | 108.58   | 108.58  |                            |                          | 01/04/11       | 31/03/12     | Final  |
| Conduit National 11850   |                 |            |            |               |          |         | 191.43                     | 76.85                    | 01/04/12       | 30/11/12     | Final  |
| Conduit International  | 46.94           | 46.94      | 46.94      | 93.24         | 93.24    | 93.24   |                            |                          | 01/11/04       | 28/02/07     | Final  |
| Conduit International  | 46.94           | 46.94      | 46.94      | 122.02        | 122.02   | 122.02  |                            |                          | 01/03/07       | 30/04/09     | Final  |
| Conduit International  | 47.52           | 47.52      | 47.52      | 135.49        | 135.49   | 135.49  |                            |                          | 01/05/09       | 30/09/12     | Final  |
| Conduit International 11860  |                 |            |            |               |          |         | 230.52                     | 76.88                    | 01/10/12       | 30/11/12     | Final  |
| Conduit National 11888   | 19.40           | 19.40      | 19.40      |               |          |         |                            |                          | 01/06/05       | 30/09/12     | Final  |
| Conduit National 11888   |                 |            |            |               |          |         | 44.76                      | 38.63                    | 01/10/12       | 30/11/12     | Final  |
| Esat Telecom National  |                 |            |            |               |          |         | 37.139800                  | 37.139800                | 01/10/01       | 30/11/12     | Final  |
| O <sub>2</sub> National  | 48.12307        | 48.12307   | 48.12307   |               |          |         |                            |                          | 01/10/00       | 30/11/12     | Final  |
| O <sub>2</sub> International                                       | 100.690230      | 100.690230 | 100.690230 |               |          |         |                            |                          | 01/10/00       | 30/11/12     | Final  |
| Vodafone National  | 57.138214       | 57.138214  | 57.138214  |               |          |         |                            |                          | 01/10/00       | 30/11/12     | Final  |
| Numbers Direct National 11890                                      |                 |            |            |               |          |         | 49.59                      | 27.17                    | 01/10/05       | 31/03/06     | Final  |
| Numbers Direct National 11890                                      |                 |            |            |               |          |         | 52.63                      | 13.61                    | 01/04/06       | 31/05/08     | Final  |
| Numbers Direct National 11890                                      |                 |            |            |               |          |         | 68.50                      | 16.79                    | 01/06/08       | 31/03/09     | Final  |
| Numbers Direct National 11890                                      |                 |            |            |               |          |         | 85.59                      | 16.71                    | 01/04/09       | 31/07/10     | Final  |
| Numbers Direct National 11890                                      |                 |            |            |               |          |         | 113.12                     | 31.26                    | 01/08/10       | 31/07/11     | Final  |
| Numbers Direct National 11890                                      |                 |            |            |               |          |         | 152.46                     | 47.18                    | 01/08/11       | 30/11/12     | Final  |
| Numbers Direct International 11891                                 |                 |            |            |               |          |         | 174.36                     | 47.52                    | 01/02/11       | 30/11/12     | Final  |
| Number Logic 11824   |                 |            |            |               |          |         | 77.91                      | 16.61                    | 01/09/09       | 31/10/10     | Final  |
| Number Logic 11824   | 52.32           | 52.32      | 52.32      | 75.01         | 75.01    | 75.01   |                            |                          | 01/11/10       | 30/09/12     | Final  |
| Number Logic 11824   |                 |            |            |               |          |         | 189.93                     | 95.61                    | 01/10/12       | 30/11/12     | Final  |
| Number Logic 11858   |                 |            |            |               |          |         | 77.91                      | 16.61                    | 01/09/09       | 03/05/10     | Final  |
| Number Logic 11827   |                 |            |            |               |          |         | 77.91                      | 16.61                    | 04/05/10       | 30/11/12     | Final  |
| Number Logic 11822   |                 |            |            |               |          |         | 107.36                     | 28.38                    | 01/04/11       | 30/09/12     | Final  |
| Number Logic 11822   |                 |            |            |               |          |         | 115.05                     | 47.61                    | 01/10/12       | 30/11/12     | Final  |

**Note:**  
Table 105 list the payment to the terminating Operator for the services listed in that table.  
Rates are quoted in cent



| Table 105   |                 |            |            |               |          |         |                           |                          |                |              |        |
|---|-----------------|------------|------------|---------------|----------|---------|---------------------------|--------------------------|----------------|--------------|--------|
| Directory Enquiries Termination Rates (from 01/12/2012) |                 |            |            |               |          |         |                           |                          |                |              |        |
| Operator  | Cent Per Minute |            |            | Cent Per Call |          |         | Call(incl 1st min) Charge | Subsequent minute Charge | Effective from | Effective to | Status |
|   | Peak            | Off Peak   | Weekend    | Peak          | Off Peak | Weekend |                           |                          |                |              |        |
| Conduit National 11850                                  |                 |            |            |               |          |         | 230.52                    | 115.90                   | 01/12/12       | 31/10/13     | Final  |
| Conduit National 11850                                  |                 |            |            |               |          |         | 339.78                    | 170.53                   | 01/11/13       | 31/08/14     | Final  |
| Conduit National 11850                                  |                 |            |            |               |          |         | 433.44                    | 217.36                   | 01/09/14       |              | Final  |
| Conduit International 11860                             |                 |            |            |               |          |         | 230.52                    | 76.88                    | 01/12/12       | 31/10/13     | Final  |
| Conduit International 11860                             |                 |            |            |               |          |         | 386.612096                | 193.948472               | 01/11/13       | 31/08/14     | Final  |
| Conduit International 11860                             |                 |            |            |               |          |         | 464.66                    | 232.97                   | 01/09/14       |              | Final  |
| Conduit National 11888                                  |                 |            |            |               |          |         | 44.76                     | 38.63                    | 01/12/12       |              | Final  |
| Esat Telecom National                                   |                 |            |            |               |          |         | 37.139800                 | 37.139800                | 01/12/12       |              | Final  |
| O <sub>2</sub> National                                 | 48.12307        | 48.12307   | 48.12307   |               |          |         |                           |                          | 01/12/12       |              | Final  |
| O <sub>2</sub> International                            | 100.690230      | 100.690230 | 100.690230 |               |          |         |                           |                          | 01/12/12       |              | Final  |
| Vodafone National                                       | 57.138214       | 57.138214  | 57.138214  |               |          |         |                           |                          | 01/12/12       |              | Final  |
| Numbers Direct National 11890                           |                 |            |            |               |          |         | 152.46                    | 47.18                    | 01/12/12       | 31/12/12     | Final  |
| Numbers Direct National 11890                           |                 |            |            |               |          |         | 189.14                    | 44.90                    | 01/01/13       | 31/12/13     | Final  |
| Numbers Direct National 11890                           |                 |            |            |               |          |         | 189.14                    | 76.87                    | 01/01/14       | 31/07/14     | Final  |
| Numbers Direct National 11890                           |                 |            |            |               |          |         | 263.2939                  | 76.87                    | 01/08/14       | 29/02/16     | Final  |
| Numbers Direct National 11890                           |                 |            |            |               |          |         | 309.3419                  | 76.87                    | 01/03/16       | 10/07/17     | Final  |
| Numbers Direct National 11890                           |                 |            |            |               |          |         | 371.7801                  | 73.7600                  | 11/07/17       |              | Final  |
| Numbers Direct International 11891                      |                 |            |            |               |          |         | 174.36                    | 47.52                    | 01/12/12       |              | Final  |
| CFL DQ services   |                 |            |            |               |          |         | 436.65                    | 219.45                   | 10/06/15       |              | Final  |
| Number Logic 11824                                      |                 |            |            |               |          |         | 189.93                    | 95.61                    | 01/12/12       | 31/01/14     | Final  |
| Number Logic 11824                                      |                 |            |            |               |          |         | 231.21                    | 116.73                   | 01/02/14       |              | Final  |
| Number Logic 11824                                      |                 |            |            |               |          |         | 231.21                    | 116.73                   | 01/02/14       | 30/11/14     | Final  |
| Number Logic 11824                                      |                 |            |            |               |          |         | 341.61                    | 171.45                   | 01/12/14       |              | Final  |
| Number Logic 11827                                      |                 |            |            |               |          |         | 77.91                     | 16.61                    | 01/12/12       | 31/01/14     | Final  |
| Number Logic 11827                                      |                 |            |            |               |          |         | 115.05                    | 47.61                    | 01/02/14       |              | Final  |
| Number Logic 11822                                      |                 |            |            |               |          |         | 115.05                    | 47.61                    | 01/12/12       |              | Final  |
| Viatel DQ 11810   |                 |            |            |               |          |         | 464.66                    | 232.97                   | 01/09/18       |              | Final  |

**Note:**

Table 105 list the payment to the terminating Operator for the services listed in that table. Rates are quoted in cent



| Table 106<br>Directory Enquires Origination Rates (to 30/11/2012) |                 |           |           |               |          |          |                            |                          |                |              |        |
|---|-----------------|-----------|-----------|---------------|----------|----------|----------------------------|--------------------------|----------------|--------------|--------|
| Operator  | Cent Per Minute |           |           | Cent Per Call |          |          | Call (incl 1st min) Charge | Subsequent minute Charge | Effective from | Effective to | Status |
|   | Peak            | Off Peak  | Weekend   | Peak          | Off Peak | Weekend  |                            |                          |                |              |        |
| Conduit National 11850  | 14.622          | 14.528    | 14.516    | 50.273        | 49.980   | 49.941   |                            |                          | 01/11/04       | 31/10/05     | Final  |
| Conduit National 11850  | 14.622          | 14.528    | 14.516    | 55.823        | 55.530   | 55.491   |                            |                          | 01/11/05       | 30/06/06     | Final  |
| Conduit National 11850  | 14.638          | 14.533    | 14.520    | 55.823        | 55.521   | 55.481   |                            |                          | 01/07/06       | 31/10/06     | Final  |
| Conduit National 11850  | 15.398          | 15.293    | 15.280    | 59.153        | 58.851   | 58.811   |                            |                          | 01/11/06       | 31/05/07     | Final  |
| Conduit National 11850  | 19.388          | 19.283    | 19.270    | 69.283        | 68.981   | 68.941   |                            |                          | 01/06/07       | 30/06/07     | Final  |
| Conduit National 11850  | 19.3640         | 19.2720   | 19.2580   | 69.2410       | 68.9640  | 68.9210  |                            |                          | 01/07/07       | 31/03/08     | Final  |
| Conduit National 11850  | 19.3640         | 19.2720   | 19.2580   | 77.1710       | 76.8940  | 76.8510  |                            |                          | 01/04/08       | 31/03/09     | Final  |
| Conduit National 11850  | 31.1340         | 31.0420   | 31.0280   | 76.8610       | 76.5840  | 76.5410  |                            |                          | 01/04/09       | 31/03/10     | Final  |
| Conduit National 11850  | 54.2740         | 54.1820   | 54.1680   | 77.1810       | 76.9040  | 76.8610  |                            |                          | 01/04/10       | 31/03/11     | Final  |
| Conduit National 11850  | 54.5240         | 54.4320   | 54.4180   | 109.2010      | 108.9240 | 108.8810 |                            |                          | 01/04/11       | 31/03/12     | Final  |
| Conduit National 11850  | 0.2040          | 0.1120    | 0.0980    | 0.6210        | 0.3440   | 0.3010   | 191.43                     | 76.85                    | 01/04/12       | 30/11/12     | Final  |
| Conduit International   | 47.152          | 47.058    | 47.046    | 93.903        | 93.610   | 93.571   |                            |                          | 01/11/04       | 30/06/06     | Final  |
| Conduit International   | 47.168          | 47.063    | 47.050    | 93.903        | 93.601   | 93.561   |                            |                          | 01/07/06       | 28/02/07     | Final  |
| Conduit International   | 47.168          | 47.063    | 47.050    | 122.683       | 122.381  | 122.341  |                            |                          | 01/03/07       | 30/06/07     | Final  |
| Conduit International   | 47.1440         | 47.0520   | 47.0380   | 122.6410      | 122.3640 | 122.3210 |                            |                          | 01/07/07       | 30/04/09     | Final  |
| Conduit International   | 47.7240         | 47.6320   | 47.6180   | 136.1110      | 135.8340 | 135.7910 |                            |                          | 01/05/09       | 30/09/12     | Final  |
| Conduit International 11860                                       | 0.2040          | 0.1120    | 0.0980    | 0.6210        | 0.3440   | 0.3010   | 230.52                     | 76.88                    | 01/10/12       | 30/11/12     | Final  |
| Conduit National 11888  | 19.612          | 19.518    | 19.506    | 0.663         | 0.370    | 0.331    |                            |                          | 01/06/05       | 30/06/06     | Final  |
| Conduit National 11888  | 19.628          | 19.523    | 19.510    | 0.663         | 0.361    | 0.321    |                            |                          | 01/07/06       | 30/06/07     | Final  |
| Conduit National 11888  | 19.6040         | 19.5120   | 19.4980   | 0.6210        | 0.3440   | 0.3010   |                            |                          | 01/07/07       | 30/09/12     | Final  |
| Conduit National 11888  | 0.2040          | 0.1120    | 0.0980    | 0.6210        | 0.3440   | 0.3010   | 44.76                      | 38.63                    | 01/10/12       | 30/11/12     | Final  |
| Esat Telecom National   | 0.212           | 0.118     | 0.106     | 0.663         | 0.370    | 0.331    | 37.1398                    | 37.140                   | 01/04/04       | 30/06/06     | Final  |
| Esat Telecom National   | 0.228           | 0.123     | 0.110     | 0.663         | 0.361    | 0.321    | 37.1398                    | 37.140                   | 01/07/06       | 30/06/07     | Final  |
| Esat Telecom National   | 0.2040          | 0.1120    | 0.0980    | 0.6210        | 0.3440   | 0.3010   | 37.139800                  | 37.139800                | 01/07/07       | 30/11/12     | Final  |
| O <sub>2</sub> National   | 48.335073       | 48.241073 | 48.229073 | 0.663         | 0.370    | 0.331    |                            |                          | 01/04/04       | 30/06/06     | Final  |
| O <sub>2</sub> National   | 48.3511         | 48.2461   | 48.2331   | 0.6630        | 0.3610   | 0.3210   |                            |                          | 01/07/06       | 30/06/07     | Final  |
| O <sub>2</sub> National   | 48.3271         | 48.2351   | 48.2211   | 0.6210        | 0.3440   | 0.3010   |                            |                          | 01/07/07       | 30/11/12     | Final  |
| O <sub>2</sub> International                                      | 100.90223       | 100.80823 | 100.79623 | 0.663         | 0.370    | 0.331    |                            |                          | 01/04/04       | 30/06/06     | Final  |
| O <sub>2</sub> International                                      | 100.9182        | 100.8132  | 100.8002  | 0.6630        | 0.3610   | 0.3210   |                            |                          | 01/07/06       | 30/06/07     | Final  |
| O <sub>2</sub> International                                      | 100.8942        | 100.8022  | 100.7882  | 0.6210        | 0.3440   | 0.3010   |                            |                          | 01/07/07       | 30/11/12     | Final  |
| Vodafone National   | 57.424214       | 57.298214 | 57.293214 | 0.526         | 0.293    | 0.285    |                            |                          | 01/04/03       | 31/03/04     | Final  |
| Vodafone National   | 57.350214       | 57.256214 | 57.244214 | 0.663         | 0.370    | 0.331    |                            |                          | 01/04/04       | 30/06/06     | Final  |
| Vodafone National   | 57.3662         | 57.2612   | 57.2482   | 0.6630        | 0.3610   | 0.3210   |                            |                          | 01/07/06       | 30/06/07     | Final  |
| Vodafone National   | 57.3422         | 57.2502   | 57.2362   | 0.6210        | 0.3440   | 0.3010   |                            |                          | 01/07/07       | 30/11/12     | Final  |
| Numbers Direct National 11890                                     | 0.212           | 0.118     | 0.106     | 0.663         | 0.370    | 0.331    | 49.59                      | 27.17                    | 01/10/05       | 31/03/06     | Final  |
| Numbers Direct National 11890                                     | 0.212           | 0.118     | 0.106     | 0.663         | 0.370    | 0.331    | 52.63                      | 13.61                    | 01/04/06       | 30/06/06     | Final  |
| Numbers Direct National 11890                                     | 0.228           | 0.123     | 0.110     | 0.663         | 0.361    | 0.321    | 52.63                      | 13.61                    | 01/07/06       | 30/06/07     | Final  |
| Numbers Direct National 11890                                     | 0.2040          | 0.1120    | 0.0980    | 0.6210        | 0.3440   | 0.3010   | 52.63                      | 13.61                    | 01/07/07       | 31/05/08     | Final  |
| Numbers Direct National 11890                                     | 0.2040          | 0.1120    | 0.0980    | 0.6210        | 0.3440   | 0.3010   | 68.50                      | 16.79                    | 01/06/08       | 31/03/09     | Final  |
| Numbers Direct National 11890                                     | 0.2040          | 0.1120    | 0.0980    | 0.6210        | 0.3440   | 0.3010   | 85.59                      | 16.71                    | 01/04/09       | 31/07/10     | Final  |
| Numbers Direct National 11890                                     | 0.2040          | 0.1120    | 0.0980    | 0.6210        | 0.3440   | 0.3010   | 113.12                     | 31.26                    | 01/08/10       | 31/07/11     | Final  |
| Numbers Direct National 11890                                     | 0.2040          | 0.1120    | 0.0980    | 0.6210        | 0.3440   | 0.3010   | 152.46                     | 47.18                    | 01/08/11       | 30/11/12     | Final  |
| Numbers Direct International 11891                                | 0.2040          | 0.1120    | 0.0980    | 0.6210        | 0.3440   | 0.3010   | 174.36                     | 47.52                    | 01/02/11       | 30/11/12     | Final  |
| Number Logic 11824  | 0.2040          | 0.1120    | 0.0980    | 0.6210        | 0.3440   | 0.3010   | 77.91                      | 16.61                    | 01/09/09       | 31/10/10     | Final  |
| Number Logic 11824  | 52.524          | 52.432    | 52.418    | 75.631        | 75.354   | 75.311   |                            |                          | 01/11/10       | 30/09/12     | Final  |
| Number Logic 11824  | 0.2040          | 0.1120    | 0.0980    | 0.6210        | 0.3440   | 0.3010   | 189.93                     | 95.61                    | 01/10/12       | 30/11/12     | Final  |
| Number Logic 11858  | 0.2040          | 0.1120    | 0.0980    | 0.6210        | 0.3440   | 0.3010   | 77.91                      | 16.61                    | 01/09/09       | 03/05/10     | Final  |
| Number Logic 11827  | 0.2040          | 0.1120    | 0.0980    | 0.6210        | 0.3440   | 0.3010   | 77.91                      | 16.61                    | 04/05/10       | 30/11/12     | Final  |
| Number Logic 11822  | 0.2040          | 0.1120    | 0.0980    | 0.6210        | 0.3440   | 0.3010   | 107.36                     | 28.38                    | 01/04/11       | 30/09/12     | Final  |
| Number Logic 11822  | 0.2040          | 0.1120    | 0.0980    | 0.6210        | 0.3440   | 0.3010   | 115.05                     | 47.61                    | 01/10/12       | 30/11/12     | Final  |

**Note:**

Table 106 list the charges to the originating operator for transit traffic destined for the services listed in that table. Rates are quoted in Euro cent



| Table 106<br>Directory Enquires Origination Rates (from 01/12/2012) |                 |          |          |               |          |         |                           |                          |                |              |        |
|---|-----------------|----------|----------|---------------|----------|---------|---------------------------|--------------------------|----------------|--------------|--------|
| Operator  | Cent Per Minute |          |          | Cent Per Call |          |         | Call(incl 1st min) Charge | Subsequent minute Charge | Effective from | Effective to | Status |
|   | Peak            | Off Peak | Weekend  | Peak          | Off Peak | Weekend |                           |                          |                |              |        |
| Conduit National 11850  | 0.2040          | 0.1120   | 0.0980   | 0.6210        | 0.3440   | 0.3010  | 230.52                    | 115.90                   | 01/12/12       | 31/10/13     | Final  |
| Conduit National 11850  | 0.2040          | 0.1120   | 0.0980   | 0.6210        | 0.3440   | 0.3010  | 339.78                    | 170.53                   | 01/11/13       | 31/08/14     | Final  |
| Conduit National 11850  | 0.2040          | 0.1120   | 0.0980   | 0.6210        | 0.3440   | 0.3010  | 433.44                    | 217.36                   | 01/09/14       |              | Final  |
| Conduit International 11860   | 0.2040          | 0.1120   | 0.0980   | 0.6210        | 0.3440   | 0.3010  | 230.52                    | 76.88                    | 01/12/12       | 31/10/13     | Final  |
| Conduit International 11860   | 0.2040          | 0.1120   | 0.0980   | 0.6210        | 0.3440   | 0.3010  | 386.612096                | 193.948472               | 01/11/13       | 31/08/14     | Final  |
| Conduit International 11860   | 0.2040          | 0.1120   | 0.0980   | 0.6210        | 0.3440   | 0.3010  | 464.66                    | 232.97                   | 01/09/14       |              | Final  |
| Conduit National 11888  | 0.2040          | 0.1120   | 0.0980   | 0.6210        | 0.3440   | 0.3010  | 44.76                     | 38.63                    | 01/12/12       |              | Final  |
| Esat Telecom National   | 0.2040          | 0.1120   | 0.0980   | 0.6210        | 0.3440   | 0.3010  | 37.139800                 | 37.139800                | 01/12/12       |              | Final  |
| O <sub>2</sub> National   | 48.3271         | 48.2351  | 48.2211  | 0.6210        | 0.3440   | 0.3010  |                           |                          | 01/12/12       |              | Final  |
| O <sub>2</sub> International  | 100.8942        | 100.8022 | 100.7882 | 0.6210        | 0.3440   | 0.3010  |                           |                          | 01/12/12       |              | Final  |
| Vodafone National   | 57.3422         | 57.2502  | 57.2362  | 0.6210        | 0.3440   | 0.3010  |                           |                          | 01/12/12       |              | Final  |
| Numbers Direct National 11890                                       | 0.2040          | 0.1120   | 0.0980   | 0.6210        | 0.3440   | 0.3010  | 152.46                    | 47.18                    | 01/12/12       | 31/12/12     | Final  |
| Numbers Direct National 11890                                       | 0.2040          | 0.1120   | 0.0980   | 0.6210        | 0.3440   | 0.3010  | 189.14                    | 44.90                    | 01/01/13       | 31/12/13     | Final  |
| Numbers Direct National 11890                                       | 0.2040          | 0.1120   | 0.0980   | 0.6210        | 0.3440   | 0.3010  | 189.14                    | 76.87                    | 01/01/14       | 31/07/14     | Final  |
| Numbers Direct National 11890                                       | 0.2040          | 0.1120   | 0.0980   | 0.6210        | 0.3440   | 0.3010  | 263.2939                  | 76.87                    | 01/08/14       | 29/02/16     | Final  |
| Numbers Direct National 11890                                       | 0.2040          | 0.1120   | 0.0980   | 0.6210        | 0.3440   | 0.3010  | 309.3419                  | 76.87                    | 01/03/16       | 10/07/17     | Final  |
| Numbers Direct National 11890                                       | 0.2040          | 0.1120   | 0.0980   | 0.6210        | 0.3440   | 0.3010  | 371.7801                  | 73.7600                  | 11/07/17       |              | Final  |
| Numbers Direct International 11891                                  | 0.2040          | 0.1120   | 0.0980   | 0.6210        | 0.3440   | 0.3010  | 174.36                    | 47.52                    | 01/12/12       |              | Final  |
| CFL DQ services   | 0.2040          | 0.1120   | 0.0980   | 0.6210        | 0.3440   | 0.3010  | 436.65                    | 219.45                   | 10/06/15       |              | Final  |
| Number Logic 11824  | 0.2040          | 0.1120   | 0.0980   | 0.6210        | 0.3440   | 0.3010  | 189.93                    | 95.61                    | 01/12/12       | 31/01/14     | Final  |
| Number Logic 11824  | 0.2040          | 0.1120   | 0.0980   | 0.6210        | 0.3440   | 0.3010  | 231.21                    | 116.73                   | 01/02/14       | 30/11/14     | Final  |
| Number Logic 11824  | 0.2040          | 0.1120   | 0.0980   | 0.6210        | 0.3440   | 0.3010  | 341.61                    | 171.45                   | 01/12/14       |              | Final  |
| Number Logic 11827  | 0.2040          | 0.1120   | 0.0980   | 0.6210        | 0.3440   | 0.3010  | 77.91                     | 16.61                    | 01/12/12       | 31/01/14     | Final  |
| Number Logic 11827  | 0.2040          | 0.1120   | 0.0980   | 0.6210        | 0.3440   | 0.3010  | 115.05                    | 47.61                    | 01/02/14       |              | Final  |
| Number Logic 11822  | 0.2040          | 0.1120   | 0.0980   | 0.6210        | 0.3440   | 0.3010  | 115.05                    | 47.61                    | 01/12/12       |              | Final  |
| Viatel DQ 11810   | 0.2040          | 0.1120   | 0.0980   | 0.6210        | 0.3440   | 0.3010  | 464.66                    | 232.97                   | 01/09/18       |              | Final  |

**Note:**

Table 106 list the charges to the originating operator for transit traffic destined for the services listed in that table.  
Rates are quoted in Euro cent

| Table 107<br>Operator Specific Price List for Customer Care |                 |          |         |               |          |         |                |              |        |
|---|-----------------|----------|---------|---------------|----------|---------|----------------|--------------|--------|
| Operator  | Cent Per Minute |          |         | Cent Per Call |          |         | Effective from | Effective to | Status |
|   | Peak            | Off Peak | Weekend | Peak          | Off Peak | Weekend |                |              |        |
| Vodafone  | -               | -        | -       | -             | -        | -       | 01/07/2000     |              | Final  |
| O2  | -               | -        | -       | -             | -        | -       | 01/07/2000     |              | Final  |
| Meteor  | -               | -        | -       | -             | -        | -       | 01/07/2000     |              | Final  |
| Esat  | -               | -        | -       | -             | -        | -       | 01/02/2004     |              | Final  |
| Vartec  | -               | -        | -       | -             | -        | -       | 01/06/2006     |              | Final  |
| Swiftcall   | -               | -        | -       | -             | -        | -       | 01/10/2006     |              | Final  |
| NTL   | -               | -        | -       | -             | -        | -       | 01/07/2007     |              | Final  |
| Perlico   | -               | -        | -       | -             | -        | -       | 01/11/2008     |              | Final  |
| Hutchison   | -               | -        | -       | -             | -        | -       | 01/03/2009     |              | Final  |
| Digiweb   | -               | -        | -       | -             | -        | -       | 01/03/2011     |              | Final  |

**Note:**

Table 107 list the payment to the terminating Operator for the services listed in that table.

Rates are quoted in Euro cent



| Table 108                                      |                 |          |         |               |          |         |                |              |        |
|--|-----------------|----------|---------|---------------|----------|---------|----------------|--------------|--------|
| Operator Specific Price List for Customer Care |                 |          |         |               |          |         |                |              |        |
| Operator                                       | Cent Per Minute |          |         | Cent Per Call |          |         | Effective from | Effective to | Status |
|  | Peak            | Off Peak | Weekend | Peak          | Off Peak | Weekend |                |              |        |
| Vodafone                                       | 0.212           | 0.118    | 0.106   | 0.663         | 0.370    | 0.331   | 01/04/2004     | 30/06/2006   | Final  |
| Vodafone                                       | 0.228           | 0.123    | 0.110   | 0.663         | 0.361    | 0.321   | 01/07/2006     | 30/06/2007   | Final  |
| Vodafone                                       | 0.204           | 0.112    | 0.098   | 0.621         | 0.344    | 0.301   | 01/07/2006     |              | Final  |
| O2   | 0.212           | 0.118    | 0.106   | 0.663         | 0.370    | 0.331   | 01/04/2004     | 30/06/2006   | Final  |
| O2   | 0.228           | 0.123    | 0.110   | 0.663         | 0.361    | 0.321   | 01/07/2006     | 30/06/2007   | Final  |
| O2   | 0.204           | 0.112    | 0.098   | 0.621         | 0.344    | 0.301   | 01/07/2006     |              | Final  |
| Meteor   | 0.212           | 0.118    | 0.106   | 0.663         | 0.370    | 0.331   | 01/04/2004     | 30/06/2006   | Final  |
| Meteor   | 0.228           | 0.123    | 0.110   | 0.663         | 0.361    | 0.321   | 01/07/2006     | 30/06/2007   | Final  |
| Meteor   | 0.204           | 0.112    | 0.098   | 0.621         | 0.344    | 0.301   | 01/07/2006     |              | Final  |
| Esat   | 0.212           | 0.118    | 0.106   | 0.663         | 0.370    | 0.331   | 01/04/2004     | 30/06/2006   | Final  |
| Esat   | 0.228           | 0.123    | 0.110   | 0.663         | 0.361    | 0.321   | 01/07/2006     | 30/06/2007   | Final  |
| Esat   | 0.204           | 0.112    | 0.098   | 0.621         | 0.344    | 0.301   | 01/07/2006     |              | Final  |
| Vartec   | 0.212           | 0.118    | 0.106   | 0.663         | 0.370    | 0.331   | 01/06/2006     | 30/06/2006   | Final  |
| Vartec   | 0.228           | 0.123    | 0.110   | 0.663         | 0.361    | 0.321   | 01/07/2006     | 30/06/2007   | Final  |
| Vartec   | 0.204           | 0.112    | 0.098   | 0.621         | 0.344    | 0.301   | 01/07/2006     |              | Final  |
| Swiftcall                                      | 0.228           | 0.123    | 0.110   | 0.663         | 0.361    | 0.321   | 01/10/2006     | 30/06/2007   | Final  |
| Swiftcall                                      | 0.204           | 0.112    | 0.098   | 0.621         | 0.344    | 0.301   | 01/07/2006     |              | Final  |
| NTL  | 0.204           | 0.112    | 0.098   | 0.621         | 0.344    | 0.301   | 01/07/2006     |              | Final  |
| Perlico  | 0.204           | 0.112    | 0.098   | 0.621         | 0.344    | 0.301   | 01/11/2008     |              | Final  |
| Hutchison                                      | 0.204           | 0.112    | 0.098   | 0.621         | 0.344    | 0.301   | 01/03/2009     |              | Final  |
| Digiweb  | 0.204           | 0.112    | 0.098   | 0.621         | 0.344    | 0.301   | 01/03/2011     |              | Final  |

**Note:**

Table 108 list the charges to the originating operator for transit traffic destined for the services listed in that table.  
Rates are quoted in Euro cent







| Table 201  |              |                 |          |         |               |          |         |                |              |        |
|--|--------------|-----------------|----------|---------|---------------|----------|---------|----------------|--------------|--------|
| Price List for Premium Rate Services (to 31/08/2007) |              |                 |          |         |               |          |         |                |              |        |
| Operator   | Service Type | Cent Per Minute |          |         | Cent Per Call |          |         | Effective from | Effective to | Status |
|  |              | Peak            | Off Peak | Weekend | Peak          | Off Peak | Weekend |                |              |        |
| All Operators  | 1520         | 11.14           | 11.56    | 11.57   |               |          |         | 01/04/2005     | 30/11/2006   | Final  |
| All Operators  | 1530         | 25.57           | 26.00    | 26.00   |               |          |         | 01/04/2005     | 30/11/2006   | Final  |
| All Operators  | 1540         | 47.08           | 47.54    | 47.56   |               |          |         | 01/04/2005     | 30/11/2006   | Final  |
| All Operators  | 1550         | 74.97           | 75.64    | 75.67   |               |          |         | 01/04/2005     | 30/11/2006   | Final  |
| All Operators  | 1560         | 99.14           | 99.81    | 99.76   |               |          |         | 01/04/2005     | 30/11/2006   | Final  |
| All Operators  | 1570         | 139.50          | 140.05   | 140.06  |               |          |         | 01/04/2005     | 30/11/2006   | Final  |
| All Operators  | 1580         | 191.91          | 192.38   | 192.37  |               |          |         | 01/04/2005     | 30/11/2006   | Final  |
| All Operators  | 1590         | 232.09          | 232.54   | 232.54  |               |          |         | 01/04/2005     | 30/11/2006   | Final  |
| All Operators  | 1598         | 159.65          | 160.11   | 160.13  |               |          |         | 01/04/2005     | 30/11/2006   | Final  |
| All Operators  | 1599         | 240.05          | 240.51   | 240.53  |               |          |         | 01/04/2005     | 30/11/2006   | Final  |
| All Operators  | 1512         |                 |          |         | 18.27         | 18.92    | 18.95   | 01/04/2005     | 30/11/2006   | Final  |
| All Operators  | 1513         |                 |          |         | 45.85         | 46.75    | 46.78   | 01/04/2005     | 30/11/2006   | Final  |
| All Operators  | 1514         |                 |          |         | 58.30         | 59.03    | 59.05   | 01/04/2005     | 30/11/2006   | Final  |
| All Operators  | 1515         |                 |          |         | 78.58         | 79.23    | 79.25   | 01/04/2005     | 30/11/2006   | Final  |
| All Operators  | 1516         |                 |          |         | 118.74        | 119.41   | 119.43  | 01/04/2005     | 30/11/2006   | Final  |
| All Operators  | 1517         |                 |          |         | 158.88        | 159.57   | 159.60  | 01/04/2005     | 30/11/2006   | Final  |
| All Operators  | 1518         |                 |          |         | 238.90        | 239.77   | 239.80  | 01/04/2005     | 30/11/2006   | Final  |
| All Operators  | 1520         | 11.42           | 11.82    | 11.86   |               |          |         | 01/12/2006     | 31/08/2007   | Final  |
| All Operators  | 1530         | 26.07           | 26.52    | 26.53   |               |          |         | 01/12/2006     | 31/08/2007   | Final  |
| All Operators  | 1540         | 48.27           | 49.54    | 48.78   |               |          |         | 01/12/2006     | 31/08/2007   | Final  |
| All Operators  | 1550         | 76.47           | 77.03    | 77.02   |               |          |         | 01/12/2006     | 31/08/2007   | Final  |
| All Operators  | 1560         | 100.88          | 101.53   | 101.52  |               |          |         | 01/12/2006     | 31/08/2007   | Final  |
| All Operators  | 1570         | 141.88          | 142.42   | 142.49  |               |          |         | 01/12/2006     | 31/08/2007   | Final  |
| All Operators  | 1580         | 195.20          | 195.64   | 195.69  |               |          |         | 01/12/2006     | 31/08/2007   | Final  |
| All Operators  | 1590         | 236.26          | 236.61   | 236.63  |               |          |         | 01/12/2006     | 31/08/2007   | Final  |
| All Operators  | 1598         | 161.90          | 162.51   | 162.59  |               |          |         | 01/12/2006     | 31/08/2007   | Final  |
| All Operators  | 1599         | 243.62          | 244.22   | 244.30  |               |          |         | 01/12/2006     | 31/08/2007   | Final  |
| All Operators  | 1512         |                 |          |         | 18.78         | 19.39    | 19.47   | 01/12/2006     | 31/08/2007   | Final  |
| All Operators  | 1513         |                 |          |         | 47.11         | 47.84    | 47.94   | 01/12/2006     | 31/08/2007   | Final  |
| All Operators  | 1514         |                 |          |         | 59.83         | 60.35    | 60.42   | 01/12/2006     | 31/08/2007   | Final  |
| All Operators  | 1515         |                 |          |         | 80.02         | 80.65    | 80.73   | 01/12/2006     | 31/08/2007   | Final  |
| All Operators  | 1516         |                 |          |         | 120.85        | 121.49   | 121.57  | 01/12/2006     | 31/08/2007   | Final  |
| All Operators  | 1517         |                 |          |         | 161.66        | 162.32   | 162.41  | 01/12/2006     | 31/08/2007   | Final  |
| All Operators  | 1518         |                 |          |         | 243.32        | 244.01   | 244.10  | 01/12/2006     | 31/08/2007   | Final  |

**Note:**

Table 201 list the payment to the terminating Operator for the services listed in that table.

The same charges in Table 201 are levied by open air on the originating operator for the services listed in that table.

open air then levies the transit fee in Table 002 on the terminating operator for the call.

Rates are quoted in Euro cent





| Table 201  |              |                 |          |         |               |          |         |                |              |        |
|--|--------------|-----------------|----------|---------|---------------|----------|---------|----------------|--------------|--------|
| Price List for Premium Rate Services (from 01/09/2007 to 30/11/2008) |              |                 |          |         |               |          |         |                |              |        |
| Operator   | Service Type | Cent Per Minute |          |         | Cent Per Call |          |         | Effective from | Effective to | Status |
|  |              | Peak            | Off Peak | Weekend | Peak          | Off Peak | Weekend |                |              |        |
| All Operators  | 1520         | 11.50           | 11.85    | 11.89   |               |          |         | 01/09/2007     | 31/10/2008   | Final  |
| All Operators  | 1530         | 26.18           | 26.53    | 26.58   |               |          |         | 01/09/2007     | 31/10/2008   | Final  |
| All Operators  | 1540         | 47.83           | 48.23    | 48.18   |               |          |         | 01/09/2007     | 31/10/2008   | Final  |
| All Operators  | 1550         | 76.63           | 77.08    | 77.15   |               |          |         | 01/09/2007     | 31/10/2008   | Final  |
| All Operators  | 1560         | 101.01          | 101.49   | 101.57  |               |          |         | 01/09/2007     | 31/10/2008   | Final  |
| All Operators  | 1570         | 142.04          | 142.44   | 142.50  |               |          |         | 01/09/2007     | 31/10/2008   | Final  |
| All Operators  | 1580         | 195.33          | 195.67   | 195.71  |               |          |         | 01/09/2007     | 31/10/2008   | Final  |
| All Operators  | 1590         | 236.04          | 236.47   | 236.52  |               |          |         | 01/09/2007     | 31/10/2008   | Final  |
| All Operators  | 1598         | 161.90          | 162.51   | 162.59  |               |          |         | 01/09/2007     | 31/10/2008   | Final  |
| All Operators  | 1599         | 243.62          | 244.22   | 244.30  |               |          |         | 01/09/2007     | 31/10/2008   | Final  |
|  |              |                 |          |         |               |          |         |                |              |        |
| All Operators  | 1512         |                 |          |         | 18.96         | 19.48    | 19.55   | 01/09/2007     | 30/11/2008   | Final  |
| All Operators  | 1513         |                 |          |         | 47.40         | 47.99    | 48.08   | 01/09/2007     | 30/11/2008   | Final  |
| All Operators  | 1514         |                 |          |         | 59.88         | 60.37    | 60.44   | 01/09/2007     | 30/11/2008   | Final  |
| All Operators  | 1515         |                 |          |         | 80.24         | 80.75    | 80.83   | 01/09/2007     | 30/11/2008   | Final  |
| All Operators  | 1516         |                 |          |         | 121.03        | 121.58   | 121.66  | 01/09/2007     | 30/11/2008   | Final  |
| All Operators  | 1517         |                 |          |         | 161.87        | 162.43   | 162.52  | 01/09/2007     | 30/11/2008   | Final  |
| All Operators  | 1518         |                 |          |         | 243.35        | 244.01   | 244.11  | 01/09/2007     | 30/11/2008   | Final  |
|  |              |                 |          |         |               |          |         |                |              |        |
| All Operators  | 1520         | 12.50           | 12.62    | 12.68   |               |          |         | 01/11/2008     | 30/11/2008   | Final  |
| All Operators  | 1530         | 27.27           | 27.52    | 27.56   |               |          |         | 01/11/2008     | 30/11/2008   | Final  |
| All Operators  | 1540         | 52.65           | 65.11    | 58.82   |               |          |         | 01/11/2008     | 30/11/2008   | Final  |
| All Operators  | 1550         | 78.69           | 78.85    | 79.01   |               |          |         | 01/11/2008     | 30/11/2008   | Final  |
| All Operators  | 1560         | 103.36          | 103.62   | 103.66  |               |          |         | 01/11/2008     | 30/11/2008   | Final  |
| All Operators  | 1570         | 143.76          | 144.24   | 144.15  |               |          |         | 01/11/2008     | 30/11/2008   | Final  |
| All Operators  | 1580         | 196.50          | 196.63   | 196.82  |               |          |         | 01/11/2008     | 30/11/2008   | Final  |
| All Operators  | 1590         | 237.63          | 237.78   | 237.91  |               |          |         | 01/11/2008     | 30/11/2008   | Final  |
| All Operators  | 1598         | 164.08          | 164.23   | 164.37  |               |          |         | 01/11/2008     | 30/11/2008   | Final  |
| All Operators  | 1599         | 245.80          | 245.94   | 246.08  |               |          |         | 01/11/2008     | 30/11/2008   | Final  |

**Note:**

Table 201 list the payment to the terminating Operator for the services listed in that table.

The same charges in Table 201 are levied by open air on the originating operator for the services listed in that table.

open air then levies the transit fee in Table 002 on the terminating operator for the call.

Rates are quoted in Euro cent



| Table 201  |              |                 |          |         |               |          |         |                |              |        |
|--|--------------|-----------------|----------|---------|---------------|----------|---------|----------------|--------------|--------|
| Price List for Premium Rate Services (from 01/12/2008) |              |                 |          |         |               |          |         |                |              |        |
| Operator   | Service Type | Cent Per Minute |          |         | Cent Per Call |          |         | Effective from | Effective to | Status |
|  |              | Peak            | Off Peak | Weekend | Peak          | Off Peak | Weekend |                |              |        |
| All Operators  | 1520         | 12.45           | 12.57    | 12.63   |               |          |         | 01/12/2008     | 31/07/2010   | Final  |
| All Operators  | 1530         | 27.15           | 27.40    | 27.44   |               |          |         | 01/12/2008     | 31/07/2010   | Final  |
| All Operators  | 1540         | 52.43           | 64.82    | 58.56   |               |          |         | 01/12/2008     | 31/07/2010   | Final  |
| All Operators  | 1550         | 78.35           | 78.52    | 78.68   |               |          |         | 01/12/2008     | 31/07/2010   | Final  |
| All Operators  | 1560         | 102.93          | 103.19   | 103.24  |               |          |         | 01/12/2008     | 31/07/2010   | Final  |
| All Operators  | 1570         | 143.17          | 143.65   | 143.56  |               |          |         | 01/12/2008     | 31/07/2010   | Final  |
| All Operators  | 1580         | 195.69          | 195.82   | 196.01  |               |          |         | 01/12/2008     | 31/07/2010   | Final  |
| All Operators  | 1590         | 236.65          | 236.80   | 236.93  |               |          |         | 01/12/2008     | 31/07/2010   | Final  |
| All Operators  | 1598         | 163.40          | 163.56   | 163.68  |               |          |         | 01/12/2008     | 31/07/2010   | Final  |
| All Operators  | 1599         | 244.78          | 244.92   | 245.06  |               |          |         | 01/12/2008     | 31/07/2010   | Final  |
| All Operators  | 1512         |                 |          |         | 18.87         | 19.39    | 19.47   | 01/12/2008     | 31/07/2010   | Final  |
| All Operators  | 1513         |                 |          |         | 47.52         | 47.96    | 48.03   | 01/12/2008     | 31/07/2010   | Final  |
| All Operators  | 1514         |                 |          |         | 59.55         | 60.07    | 60.15   | 01/12/2008     | 31/07/2010   | Final  |
| All Operators  | 1515         |                 |          |         | 79.85         | 80.39    | 80.47   | 01/12/2008     | 31/07/2010   | Final  |
| All Operators  | 1516         |                 |          |         | 120.53        | 121.08   | 121.16  | 01/12/2008     | 31/07/2010   | Final  |
| All Operators  | 1517         |                 |          |         | 161.24        | 161.78   | 161.86  | 01/12/2008     | 31/07/2010   | Final  |
| All Operators  | 1518         |                 |          |         | 242.64        | 243.17   | 243.25  | 01/12/2008     | 31/07/2010   | Final  |
| All Operators  | 1520         | 12.25           | 12.35    | 12.41   |               |          |         | 01/08/2010     |              | Final  |
| All Operators  | 1530         | 26.70           | 26.92    | 26.96   |               |          |         | 01/08/2010     |              | Final  |
| All Operators  | 1540         | 51.40           | 62.98    | 57.11   |               |          |         | 01/08/2010     |              | Final  |
| All Operators  | 1550         | 77.00           | 77.15    | 77.29   |               |          |         | 01/08/2010     |              | Final  |
| All Operators  | 1560         | 101.15          | 101.39   | 101.43  |               |          |         | 01/08/2010     |              | Final  |
| All Operators  | 1570         | 140.73          | 141.17   | 141.08  |               |          |         | 01/08/2010     |              | Final  |
| All Operators  | 1580         | 192.38          | 192.49   | 192.67  |               |          |         | 01/08/2010     |              | Final  |
| All Operators  | 1590         | 232.63          | 232.76   | 232.89  |               |          |         | 01/08/2010     |              | Final  |
| All Operators  | 1598         | 160.63          | 160.76   | 160.88  |               |          |         | 01/08/2010     |              | Final  |
| All Operators  | 1599         | 240.63          | 240.75   | 240.88  |               |          |         | 01/08/2010     |              | Final  |
| All Operators  | 1512         |                 |          |         | 18.40         | 18.88    | 18.95   | 01/08/2010     |              | Final  |
| All Operators  | 1513         |                 |          |         | 46.55         | 46.96    | 47.02   | 01/08/2010     |              | Final  |
| All Operators  | 1514         |                 |          |         | 58.39         | 58.87    | 58.95   | 01/08/2010     |              | Final  |
| All Operators  | 1515         |                 |          |         | 78.36         | 78.85    | 78.93   | 01/08/2010     |              | Final  |
| All Operators  | 1516         |                 |          |         | 118.35        | 118.85   | 118.93  | 01/08/2010     |              | Final  |
| All Operators  | 1517         |                 |          |         | 158.37        | 158.86   | 158.94  | 01/08/2010     |              | Final  |
| All Operators  | 1518         |                 |          |         | 238.39        | 238.87   | 238.95  | 01/08/2010     |              | Final  |

**Note:**

Table 201 list the payment to the terminating Operator for the services listed in that table.  
 The same charges in Table 201 are levied by open eir on the originating operator for the services listed in that table.  
 open eir then levies the transit fee in Table 002 on the terminating operator for the call.  
 Rates are quoted in Euro cent



| Table 202                                    |                 |          |         |               |          |         |                |              |        |
|--|-----------------|----------|---------|---------------|----------|---------|----------------|--------------|--------|
| OAO Terminating Charges for Universal Access |                 |          |         |               |          |         |                |              |        |
| Operator                                     | Cent Per Minute |          |         | Cent Per Call |          |         | Effective from | Effective to | Status |
|  | Peak            | Off Peak | Weekend | Peak          | Off Peak | Weekend |                |              |        |
| All Operators                                | 5.78            | 3.88     | 3.77    | -             | -        | -       | 01/04/2005     | 30/11/2006   | Final  |
| All Operators                                | 5.91            | 4.09     | 3.95    | -             | -        | -       | 01/12/2006     | 31/08/2007   | Final  |
| All Operators                                | 6.46            | 4.45     | 4.21    | -             | -        | -       | 01/09/2007     | 31/10/2008   | Final  |
| All Operators                                | 7.39            | 5.35     | 4.88    | -             | -        | -       | 01/11/2008     | 30/11/2009   | Final  |
| All Operators                                | 4.62            | 2.63     | 2.06    | -             | -        | -       | 01/12/2009     | 31/03/2010   | Final  |
| All Operators                                | 4.62            | 2.58     | 2.04    | -             | -        | -       | 01/04/2010     |              | Final  |

**Note:**

Table 202 list the payment to the terminating Operator for the services listed in that table.

The same charges in Table 202 are levied by open eir on the originating operator for the services listed in that table.

open eir then levies the transit fee in Table 002 on the terminating operator for the call.

Rates are quoted in Euro cent



| Table 203                                      |                 |          |         |               |          |         |                |              |        |
|--|-----------------|----------|---------|---------------|----------|---------|----------------|--------------|--------|
| OAO Terminating Charges for Personal Numbering |                 |          |         |               |          |         |                |              |        |
| Operator                                       | Cent Per Minute |          |         | Cent Per Call |          |         | Effective from | Effective to | Status |
|  | Peak            | Off Peak | Weekend | Peak          | Off Peak | Weekend |                |              |        |
| All Operators                                  | 7.04            | 6.03     | 6.06    | -             | -        | -       | 01/04/2005     | 31/12/2005   | Final  |
| All Operators                                  | 5.82            | 4.07     | 0.79    | -             | -        | -       | 01/01/2006     | 30/11/2006   | Final  |
| All Operators                                  | 6.24            | 4.57     | 0.52    | -             | -        | -       | 01/12/2006     | 31/08/2007   | Final  |
| All Operators                                  | 6.46            | 4.45     | 4.21    | -             | -        | -       | 01/09/2007     | 31/10/2008   | Final  |
| All Operators                                  | 7.39            | 5.35     | 4.88    | -             | -        | -       | 01/11/2008     | 31/03/2010   | Final  |
| All Operators                                  | 7.37            | 5.29     | 4.84    | -             | -        | -       | 01/04/2010     | 31/10/2014   | Final  |
| All Operators (except BT)                      | 7.37            | 5.29     | 4.84    | -             | -        | -       | 01/11/2014     |              |        |

**Note:**

Table 203 list the payment to the terminating Operator for the services listed in that table.  
 The same charges in Table 203 are levied by open eir on the originating operator (except BT) for the services listed in that table.  
 open eir then levies the transit fee in Table 002 on the terminating operator for the call.  
 Rates are quoted in Euro cent

| Table 203 (A)                                  |                 |          |         |               |          |         |                |              |        |
|--|-----------------|----------|---------|---------------|----------|---------|----------------|--------------|--------|
| OAO Terminating Charges for Personal Numbering |                 |          |         |               |          |         |                |              |        |
| Operator                                       | Cent Per Minute |          |         | Cent Per Call |          |         | Effective from | Effective to | Status |
|  | Peak            | Off Peak | Weekend | Peak          | Off Peak | Weekend |                |              |        |
| Originating from BT                            | 5.44            | 2.96     | 2.59    | -             | -        | -       | 01/11/2014     |              |        |

**Note:**

Table 203 (A) list the payment to the terminating Operator for the services listed in that table for calls that originated on the BT network.  
 The same charges in Table 203 (A) are levied on the originating Operator (BT) for the services listed in that table.  
 open eir then levies the transit fee in Table 002 on the terminating Operator for the call.  
 BT is providing three months' notice of this price change to allow Operators to implement these new BT prices into their billing systems in a timely way.  
 For your information we also note that ComReg have organised an industry meeting titled " wholesale charges for non-geographic numbers for fixed line Operators" scheduled for the 27th February 2014.  
 Rates are quoted in Euro cent





| Table 204<br>1850 Charges for Fixed Operators |                 |          |         |               |          |         |                |              |        |
|---|-----------------|----------|---------|---------------|----------|---------|----------------|--------------|--------|
| Service Type                                  | Cent Per Minute |          |         | Cent Per Call |          |         | Effective from | Effective to | Status |
|   | Peak            | Off Peak | Weekend | Peak          | Off Peak | Weekend |                |              |        |
| Fixed Operators                               | 0               | 0        | 0       | 1.74          | 3.28     | 3.52    | 01/04/2005     | 30/11/2006   | Final  |
| Fixed Operators                               | 0               | 0        | 0       | 2.04          | 3.56     | 3.86    | 01/12/2006     | 31/08/2007   | Final  |
| Fixed Operators                               | 0               | 0        | 0       | 2.86          | 4.23     | 4.23    | 01/09/2007     | 31/03/2010   | Final  |
| Fixed Operators                               | 0               | 0        | 0       | 2.88          | 4.11     | 4.11    | 01/04/2010     | 31/10/2014   | Final  |
| Fixed Operators (except BT)                   | 0               | 0        | 0       | 2.88          | 4.11     | 4.11    | 01/11/2014     |              |        |

**Note:**

Table 204 list the payment to the terminating Operator for the services listed in that table excluding calls that originated on the BT network. The same charges in Table 204 are levied by open eir on the originating operator (except BT) for the services listed in that table. open eir then levies the transit fee in Table 002 on the terminating operator for the call. Rates are quoted in Euro cent

| Table 204 (A)<br>1850 Charges for Fixed Operators |                 |          |         |               |          |         |                |              |        |
|---|-----------------|----------|---------|---------------|----------|---------|----------------|--------------|--------|
| Service Type                                      | Cent Per Minute |          |         | Cent Per Call |          |         | Effective from | Effective to | Status |
|   | Peak            | Off Peak | Weekend | Peak          | Off Peak | Weekend |                |              |        |
| Originating from BT                               | 0               | 0        | 0       | -0.02         | 0.62     | 0.74    | 01/11/2014     |              |        |

**Note:**

Table 204 (A) the off- peak and weekend rates are the payment to the terminating Operator for the services listed in that table for calls that originated on the BT network. The same off- peak and weekend charges in Table 204 (A) are levied on the originating Operator (BT) for the services listed in that table. The peak rate is the payment to the Originating Operator (BT) for the services listed in that table. The same peak charge in Table 204 (A) is levied on the terminating Operator for the services listed in that table. open eir then levies the transit fee in Table 002 on the terminating Operator for the call. BT is providing three months' notice of this price change to allow Operators to implement these new BT prices into their billing systems in a timely way. For your information we also note that ComReg have organised an industry meeting titled " wholesale charges for non-geographic numbers for fixed line Operators" scheduled for the 27th February 2014. Rates are quoted in Euro cent



| Table 205<br>1890 Charges for Fixed Operators |                 |          |         |               |          |         |                |              |        |  |
|---|-----------------|----------|---------|---------------|----------|---------|----------------|--------------|--------|--|
| Service Type                                  | Cent Per Minute |          |         | Cent Per Call |          |         | Effective from | Effective to | Status |  |
|   | Peak            | Off Peak | Weekend | Peak          | Off Peak | Weekend |                |              |        |  |
| Fixed Operator                                | 3.06            | 0.72     | 0.69    | 0             | 0        | 0       | 01/04/2005     | 30/11/2006   | Final  |  |
| Fixed Operator                                | 3.16            | 0.78     | 0.77    | 0             | 0        | 0       | 01/12/2006     | 31/08/2007   | Final  |  |
| Fixed Operator                                | 3.65            | 0.87     | 0.91    | 0             | 0        | 0       | 01/09/2007     | 31/10/2008   | Final  |  |
| Fixed Operator                                | 4.39            | 1.14     | 1.20    | 0             | 0        | 0       | 01/11/2008     | 31/03/2010   | Final  |  |
| Fixed Operator                                | 4.39            | 1.15     | 1.20    | 0             | 0        | 0       | 01/04/2010     | 31/10/2014   | Final  |  |
| Fixed Operator (except BT)                    | 4.39            | 1.15     | 1.20    | 0             | 0        | 0       | 01/11/2014     |              |        |  |

**Note:**

Table 205 list the payment to the terminating Operator for the services listed in that table excluding calls that originated on the BT network. The same charges in Table 205 are levied by open air on the originating operator (except BT) for the services listed in that table. open air then levies the transit fee in Table 002 on the terminating operator for the call. Rates are quoted in Euro cent

| Table 205 (A)<br>1890 Charges for Fixed Operators |                 |          |         |               |          |         |                |              |        |  |
|---|-----------------|----------|---------|---------------|----------|---------|----------------|--------------|--------|--|
| Service Type                                      | Cent Per Minute |          |         | Cent Per Call |          |         | Effective from | Effective to | Status |  |
|   | Peak            | Off Peak | Weekend | Peak          | Off Peak | Weekend |                |              |        |  |
| Originating from BT                               | 2.46            | -1.18    | -1.05   | 0             | 0        | 0       | 01/11/2014     |              |        |  |

**Note:**

Table 205 (A), the peak rate is the payment to the terminating Operator for the services listed in that table for calls that originated on the BT network. The same peak charge in Table 205 (A) is levied on the originating Operator (BT) for the services listed in that table. The off -peak and weekend rates are the payment to the Originating Operator (BT) for the services listed in that table. The same off -peak and weekend charges in Table 205 (A) are levied on the terminating Operator for the services listed in that table. open air then levies the transit fee in Table 002 on the terminating Operator for the call. BT is providing three months' notice of this price change to allow Operators to implement these new BT prices into their billing systems in a timely way. For your information we also note that ComReg have organised an industry meeting titled " wholesale charges for non-geographic numbers for fixed line Operators" scheduled for the 27th February 2014. Rates are quoted in Euro cent



| Table 206<br>1891 Internet Charges  |                 |          |         |               |          |         |                |              |        |
|---|-----------------|----------|---------|---------------|----------|---------|----------------|--------------|--------|
| Operator  | Cent Per Minute |          |         | Cent Per Call |          |         | Effective from | Effective to | Status |
|   | Peak            | Off Peak | Weekend | Peak          | Off Peak | Weekend |                |              |        |
| All Operators   | 0.83            | 0.57     | 0.50    | -             | -        | -       | 01/04/2005     | 30/11/2006   | Final  |
| All Operators   | 0.91            | 0.58     | 0.55    | -             | -        | -       | 01/12/2006     | 31/08/2007   | Final  |
| All Operators   | 1.19            | 0.62     | 0.66    | -             | -        | -       | 01/09/2007     | 31/10/2008   | Final  |
| All Operators   | 1.37            | 0.78     | 0.81    | -             | -        | -       | 01/11/2008     | 31/03/2010   | Final  |
| All Operators   | 1.40            | 0.79     | 0.82    | -             | -        | -       | 01/04/2010     |              | Final  |
| <b>Note:</b>  |                 |          |         |               |          |         |                |              |        |
| Table 206 list the payment to the terminating Operator for the services listed in that table.                           |                 |          |         |               |          |         |                |              |        |
| The same charges in Table 206 are levied by open eir on the originating operator for the services listed in that table. |                 |          |         |               |          |         |                |              |        |
| open eir then levies the transit fee in Table 002 on the terminating operator for the call.                             |                 |          |         |               |          |         |                |              |        |
| Rates are quoted in Euro cent   |                 |          |         |               |          |         |                |              |        |



| Table 207<br>1892 Internet Charges  |                 |          |         |               |          |         |                |              |        |
|---|-----------------|----------|---------|---------------|----------|---------|----------------|--------------|--------|
| Operator  | Cent Per Minute |          |         | Cent Per Call |          |         | Effective from | Effective to | Status |
|   | Peak            | Off Peak | Weekend | Peak          | Off Peak | Weekend |                |              |        |
| All Operators   | 3.14            | 0.71     | 0.67    | -             | -        | -       | 01/04/2005     | 30/11/2006   | Final  |
| All Operators   | 3.18            | 0.76     | 0.74    | -             | -        | -       | 01/12/2006     | 31/08/2007   | Final  |
| All Operators   | 3.78            | 0.80     | 0.83    | -             | -        | -       | 01/09/2007     | 31/10/2008   | Final  |
| All Operators   | 3.99            | 0.93     | 0.96    | -             | -        | -       | 01/11/2008     | 31/03/2010   | Final  |
| All Operators   | 4.00            | 0.94     | 0.98    | -             | -        | -       | 01/04/2010     |              | Final  |
| <b>Note:</b>  |                 |          |         |               |          |         |                |              |        |
| Table 207 list the payment to the terminating Operator for the services listed in that table.                           |                 |          |         |               |          |         |                |              |        |
| The same charges in Table 207 are levied by open eir on the originating operator for the services listed in that table. |                 |          |         |               |          |         |                |              |        |
| open eir then levies the transit fee in Table 002 on the terminating operator for the call.                             |                 |          |         |               |          |         |                |              |        |
| Rates are quoted in Euro cent   |                 |          |         |               |          |         |                |              |        |



| Table 208<br>VoIP Charges   |                 |          |         |               |          |         |                |              |        |
|---|-----------------|----------|---------|---------------|----------|---------|----------------|--------------|--------|
| Operator  | Cent Per Minute |          |         | Cent Per Call |          |         | Effective from | Effective to | Status |
|   | Peak            | Off Peak | Weekend | Peak          | Off Peak | Weekend |                |              |        |
| All Operators   | 3.49            | 0.95     | 1.21    | -             | -        | -       | 01/05/2005     | 30/11/2006   | Final  |
| All Operators   | 3.87            | 1.27     | 1.30    | -             | -        | -       | 01/12/2006     | 31/08/2007   | Final  |
| All Operators   | 3.91            | 1.05     | 1.11    | -             | -        | -       | 01/09/2007     | 31/10/2008   | Final  |
| All Operators   | 4.93            | 1.34     | 1.59    | -             | -        | -       | 01/11/2008     | 31/03/2010   | Final  |
| All Operators   | 4.92            | 1.35     | 1.58    | -             | -        | -       | 01/04/2010     |              | Final  |
| <b>Note:</b>  |                 |          |         |               |          |         |                |              |        |
| Table 208 list the payment to the terminating Operator for the services listed in that table.                           |                 |          |         |               |          |         |                |              |        |
| The same charges in Table 208 are levied by open eir on the originating operator for the services listed in that table. |                 |          |         |               |          |         |                |              |        |
| open eir then levies the transit fee in Table 002 on the terminating operator for the call.                             |                 |          |         |               |          |         |                |              |        |
| Rates are quoted in Euro cent   |                 |          |         |               |          |         |                |              |        |





| Table 301   |                 |          |         |               |          |         |                |              |        |
|---|-----------------|----------|---------|---------------|----------|---------|----------------|--------------|--------|
| 1800 Charges for Fixed Operators - less transit fee where appropriate (Euro Cent) |                 |          |         |               |          |         |                |              |        |
| Operator  | Cent Per Minute |          |         | Cent Per Call |          |         | Effective from | Effective to | Status |
|   | Peak            | Off Peak | Weekend | Peak          | Off Peak | Weekend |                |              |        |
| Fixed Operators   | 1.11            | 0.56     | 0.71    | -             | -        | -       | 01/04/2005     | 30/11/2006   | Final  |
| Fixed Operators   | 1.05            | 0.52     | 0.61    | -             | -        | -       | 01/12/2006     | 31/08/2007   | Final  |
| Fixed Operators   | 0.88            | 0.44     | 0.53    | -             | -        | -       | 01/09/2007     | 31/03/2010   | Final  |
| Fixed Operators   | 0.80            | 0.40     | 0.48    | -             | -        | -       | 01/04/2010     | 31/10/2014   | Final  |
| Fixed Operators (except BT)   | 0.80            | 0.40     | 0.48    | -             | -        | -       | 01/11/2014     | 31/05/2015   | Final  |
| Fixed Operators (except BT, Smart, Digiweb, Verizon)                              | 0.80            | 0.40     | 0.48    | -             | -        | -       | 01/06/2015     | 31/07/2015   | Final  |
| Fixed Operators (except Airspeed, BT, Smart, Digiweb, Verizon)                    | 0.80            | 0.40     | 0.48    | -             | -        | -       | 01/08/2015     | 31/08/2015   | Final  |
| Fixed Operators (except Airspeed, BT, Smart, Digiweb, Verizon and Intellicom)     | 0.80            | 0.40     | 0.48    | -             | -        | -       | 01/09/2015     |              |        |

**Note:**

Table 301 list the payment to the Originating Operator (except Airspeed, BT, Smart, Digiweb, Verizon, Intellicom) for the services listed in that table. Rates are quoted in Euro cent

| Table 301 (A)   |                 |          |         |               |          |         |                |              |        |
|---|-----------------|----------|---------|---------------|----------|---------|----------------|--------------|--------|
| 1800 Charges for Fixed Operators - less transit fee where appropriate (Euro Cent) |                 |          |         |               |          |         |                |              |        |
| Operator  | Cent Per Minute |          |         | Cent Per Call |          |         | Effective from | Effective to | Status |
|   | Peak            | Off Peak | Weekend | Peak          | Off Peak | Weekend |                |              |        |
| Originating from BT   | 2.73            | 2.73     | 2.73    | -             | -        | -       | 01/11/2014     | 31/05/2015   | Final  |
| Originating from BT, Smart, Digiweb, Verizon                                      | 2.73            | 2.73     | 2.73    | -             | -        | -       | 01/06/2015     | 31/07/2015   |        |
| Originating from Airspeed, BT, Smart, Digiweb, Verizon                            | 2.73            | 2.73     | 2.73    | -             | -        | -       | 01/08/2015     | 31/08/2015   | Final  |
| Originating from Airspeed, BT, Smart, Digiweb, Verizon, Intellicom                | 2.73            | 2.73     | 2.73    | -             | -        | -       | 01/09/2015     |              | Final  |

**Note:**

Table 301 (A) list the payment to the Originating Operator (Airspeed, BT, Smart, Digiweb, Verizon, Intellicom) for the services listed in that table. Rates are quoted in Euro cent



| Table 302<br>1800 Fixed Transit Schedule  |                 |          |         |               |          |         |                |              |        |
|---|-----------------|----------|---------|---------------|----------|---------|----------------|--------------|--------|
| Service Type  | Cent Per Minute |          |         | Cent Per Call |          |         | Effective from | Effective to | Status |
|   | Peak            | Off Peak | Weekend | Peak          | Off Peak | Weekend |                |              |        |
| Originating Freefone from Fixed Operator  | 1.322           | 0.678    | 0.816   | 0.663         | 0.37     | 0.331   | 01/04/2005     | 30/06/2006   | Final  |
| Originating Freefone from Fixed Operator  | 1.338           | 0.683    | 0.82    | 0.663         | 0.361    | 0.321   | 01/07/2006     | 30/11/2006   | Final  |
| Originating Freefone from Fixed Operator  | 1.278           | 0.643    | 0.72    | 0.663         | 0.361    | 0.321   | 01/12/2006     | 30/06/2007   | Final  |
| Originating Freefone from Fixed Operator  | 1.254           | 0.632    | 0.708   | 0.621         | 0.344    | 0.301   | 01/07/2007     | 31/08/2007   | Final  |
| Originating Freefone from Fixed Operator  | 1.084           | 0.552    | 0.628   | 0.621         | 0.344    | 0.301   | 01/09/2007     | 31/03/2010   | Final  |
| Originating Freefone from Fixed Operator  | 1.004           | 0.512    | 0.578   | 0.621         | 0.344    | 0.301   | 01/04/2010     | 31/10/2014   | Final  |
| Originating Freefone from Fixed Operator (except BT)  | 1.004           | 0.512    | 0.578   | 0.621         | 0.344    | 0.301   | 01/11/2014     | 31/05/2015   | Final  |
| Originating Freefone from Fixed Operator (except BT, Smart, Digiweb, Verizon)                       | 1.004           | 0.512    | 0.578   | 0.621         | 0.344    | 0.301   | 01/06/2015     | 31/07/2015   | Final  |
| Originating Freefone from Fixed Operator (except Airspeed, BT, Smart, Digiweb, Verizon)             | 1.004           | 0.512    | 0.578   | 0.621         | 0.344    | 0.301   | 01/08/2015     | 31/08/2015   | Final  |
| Originating Freefone from Fixed Operator (except Airspeed, BT, Smart, Digiweb, Verizon, Intellicom) | 1.004           | 0.512    | 0.578   | 0.621         | 0.344    | 0.301   | 01/09/2015     |              | Final  |

**Note:**

Table 302 list the charges to the terminating operator for transit traffic destined for the services listed in that table. Rates are quoted in Euro cent

| Table 302 (A)<br>1800 Fixed Transit Schedule   |                 |          |         |               |          |         |                |              |        |
|--|-----------------|----------|---------|---------------|----------|---------|----------------|--------------|--------|
| Service Type   | Cent Per Minute |          |         | Cent Per Call |          |         | Effective from | Effective to | Status |
|  | Peak            | Off Peak | Weekend | Peak          | Off Peak | Weekend |                |              |        |
| Originating Freefone from Fixed Operator (BT)  | 2.934           | 2.842    | 2.828   | 0.621         | 0.344    | 0.301   | 01/11/2014     | 31/05/2015   | Final  |
| Originating Freefone from Fixed Operator (BT, Smart, Digiweb, Verizon)                       | 2.934           | 2.842    | 2.828   | 0.621         | 0.344    | 0.301   | 01/06/2015     | 31/07/2015   | Final  |
| Originating Freefone from Fixed Operator (Airspeed, BT, Smart, Digiweb, Verizon)             | 2.934           | 2.842    | 2.828   | 0.621         | 0.344    | 0.301   | 01/08/2015     | 31/08/2015   | Final  |
| Originating Freefone from Fixed Operator (Airspeed, BT, Smart, Digiweb, Verizon, Intellicom) | 2.934           | 2.842    | 2.828   | 0.621         | 0.344    | 0.301   | 01/09/2015     |              | Final  |

**Note:**

Table 302 (A) list the charges to the terminating Operator for transit traffic destined for the services listed in that table (for calls that originated on the Airspeed, BT, Smart, Digiweb, Verizon and Intellicom networks). Rates are quoted in Euro cent



| Table 303  |                 |           |           |               |          |         |                |              |        |
|--|-----------------|-----------|-----------|---------------|----------|---------|----------------|--------------|--------|
| 1800 Charges for Mobile - less transit fee where appropriate (Euro Cent)                       |                 |           |           |               |          |         |                |              |        |
| Operator   | Cent Per Minute |           |           | Cent Per Call |          |         | Effective from | Effective to | Status |
|  | Peak            | Off Peak  | Weekend   | Peak          | Off Peak | Weekend |                |              |        |
| Vodafone to Freefone   | 18.411202       | 12.062512 | 9.523036  |               |          |         | 01/07/2000     |              | Final  |
| O <sub>2</sub> to Freefone   | 23.300000       | 17.800000 | 14.800000 |               |          |         | 01/09/2003     | 30/11/2015   | Final  |
| O <sub>2</sub> to Freefone   | 32.500000       | 18.000000 | 15.000000 |               |          |         | 01/12/2015     |              | Final  |
| Meteor to Freefone   | 34.282928       | 18.728637 | 15.236857 |               |          |         | 01/01/2001     |              | Final  |
| Hutchison to Freefone  | 34.282928       | 18.728637 | 15.236857 |               |          |         | 01/12/2006     | 30/11/2015   | Final  |
| Hutchison 3G to Freefone   | 32.500000       | 18.000000 | 15.000000 |               |          |         | 01/12/2015     |              | Final  |
| Tesco Mobile to Freefone   | 34.280          | 18.720    | 15.230    |               |          |         | 01/09/2008     |              | Final  |
| UPC Mobile to Freefone   | 34.280          | 18.720    | 15.230    |               |          |         | 01/09/2015     |              | Final  |
| Carphone Mobile to Freefone  | 34.282928       | 18.728637 | 15.236857 |               |          |         | 01/09/2015     |              | Final  |
| <b>Note:</b>   |                 |           |           |               |          |         |                |              |        |
| Tables 303 list the payment to the Originating Operator for the services listed in that table. |                 |           |           |               |          |         |                |              |        |
| Rates are quoted in Euro cent  |                 |           |           |               |          |         |                |              |        |







| Table 304  |                 |           |           |               |          |         |                |              |        |
|--|-----------------|-----------|-----------|---------------|----------|---------|----------------|--------------|--------|
| Mobile to 1800 Transit Schedule  |                 |           |           |               |          |         |                |              |        |
| Service Type   | Cent Per Minute |           |           | Cent Per Call |          |         | Effective from | Effective to | Status |
|  | Peak            | Off Peak  | Weekend   | Peak          | Off Peak | Weekend |                |              |        |
| Originating Freefone from Vodafone   | 18.623202       | 12.180512 | 9.629036  | 0.663         | 0.370    | 0.331   | 01/04/2004     | 30/06/2006   | Final  |
| Originating Freefone from Vodafone   | 18.639202       | 12.185512 | 9.633036  | 0.663         | 0.361    | 0.321   | 01/07/2006     | 30/06/2007   | Final  |
| Originating Freefone from Vodafone   | 18.615202       | 12.174512 | 9.621036  | 0.621         | 0.344    | 0.301   | 01/07/2007     |              | Final  |
| Originating Freefone from O2   | 23.512          | 17.918    | 14.906    | 0.663         | 0.370    | 0.331   | 01/04/2004     | 30/06/2006   | Final  |
| Originating Freefone from O2   | 23.528          | 17.923    | 14.910    | 0.663         | 0.361    | 0.321   | 01/07/2006     | 30/06/2007   | Final  |
| Originating Freefone from O2   | 23.504          | 17.912    | 14.898    | 0.621         | 0.344    | 0.301   | 01/07/2007     | 30/11/2015   | Final  |
| Originating Freefone from O2   | 32.70400        | 18.11200  | 15.09800  | 0.62100       | 0.34400  | 0.30100 | 01/12/2015     |              | Final  |
| Originating Freefone from Meteor   | 34.494928       | 18.846637 | 15.342857 | 0.663         | 0.370    | 0.331   | 01/04/2004     | 30/06/2006   | Final  |
| Originating Freefone from Meteor   | 34.510928       | 18.851637 | 15.346857 | 0.663         | 0.361    | 0.321   | 01/07/2006     | 30/06/2007   | Final  |
| Originating Freefone from Meteor   | 34.486928       | 18.840637 | 15.334857 | 0.621         | 0.344    | 0.301   | 01/07/2007     |              | Final  |
| Originating Freefone from Hutchison  | 34.510928       | 18.851637 | 15.346857 | 0.663         | 0.361    | 0.321   | 01/12/2006     | 30/06/2007   | Final  |
| Originating Freefone from Hutchison  | 34.486928       | 18.840637 | 15.334857 | 0.621         | 0.344    | 0.301   | 01/07/2007     | 30/11/2015   | Final  |
| Originating Freefone from Hutchison 3G   | 32.70400        | 18.11200  | 15.09800  | 0.62100       | 0.34400  | 0.30100 | 01/12/2015     |              | Final  |
| Originating Freefone from Tesco Mobile   | 34.484          | 18.832    | 15.328    | 0.621         | 0.344    | 0.301   | 01/09/2008     |              | Final  |
| Originating Freefone from UPC Mobile   | 34.484          | 18.832    | 15.328    | 0.621         | 0.344    | 0.301   | 01/09/2015     |              | Final  |
| Originating Freefone from Carphone Mobile  | 34.486928       | 18.840637 | 15.334857 | 0.621         | 0.344    | 0.301   | 01/09/2015     |              | Final  |
| <b>Note:</b>   |                 |           |           |               |          |         |                |              |        |
| Table 304 list the charges to the terminating operator for transit traffic destined for the services listed in that table. |                 |           |           |               |          |         |                |              |        |
| Rates are quoted in Euro cent  |                 |           |           |               |          |         |                |              |        |



| Table 305  |                 |          |          |               |          |         |                |              |        |
|--|-----------------|----------|----------|---------------|----------|---------|----------------|--------------|--------|
| 1850 Charges for Mobile - less transit fee where appropriate (Euro Cent)                       |                 |          |          |               |          |         |                |              |        |
| Service Type   | Cent Per Minute |          |          | Cent Per Call |          |         | Effective from | Effective to | Status |
|  | Peak            | Off Peak | Weekend  | Peak          | Off Peak | Weekend |                |              |        |
| Vodafone to 1850   | 4.164741        | 2.539476 | 2.539476 |               |          |         | 01/07/2000     | 30/11/2007   | Final  |
| Vodafone to 1850   | 15.60           | 9.5247   | 9.5249   |               |          |         | 01/12/2007     |              | Final  |
| O <sub>2</sub> to 1850   | 16.747845       | 9.319877 | 9.129417 |               |          |         | 01/10/2000     | 30/04/2006   | Final  |
| O <sub>2</sub> to 1850   | 4.17            | 2.54     | 2.54     |               |          |         | 01/05/2006     | 31/05/2007   | Final  |
| O <sub>2</sub> to 1850   | 16.74           | 9.32     | 9.13     |               |          |         | 01/06/2007     |              | Final  |
| Meteor to 1850   | 16.747845       | 9.319877 | 9.129417 |               |          |         | 01/01/2001     |              | Final  |
| Hutchison to 1850  | 16.747845       | 9.319877 | 9.129417 |               |          |         | 01/12/2006     |              | Final  |
| Tesco Mobile to 1850   | 16.740          | 9.310    | 9.120    |               |          |         | 01/09/2008     |              | Final  |
| UPC Mobile to 1850   | 16.740          | 9.310    | 9.120    |               |          |         | 01/09/2015     |              | Final  |
| Carphone Mobile to 1850  | 16.747845       | 9.319877 | 9.129417 |               |          |         | 01/09/2015     |              | Final  |
| <b>Note:</b>   |                 |          |          |               |          |         |                |              |        |
| Tables 305 list the payment to the Originating Operator for the services listed in that table. |                 |          |          |               |          |         |                |              |        |
| Rates are quoted in Euro cent  |                 |          |          |               |          |         |                |              |        |



**Table 306**  
**Mobile to 1850 Transit Schedule**

| Service Type   | Cent Per Minute |          |          | Cent Per Call |          |         | Effective from | Effective to | Status |
|--|-----------------|----------|----------|---------------|----------|---------|----------------|--------------|--------|
|  | Peak            | Off Peak | Weekend  | Peak          | Off Peak | Weekend |                |              |        |
| Vodafone to Shared Cost Fixed Service  | 4.376741        | 2.657476 | 2.645476 | 0.663         | 0.370    | 0.331   | 01/04/2004     | 30/06/2006   | Final  |
| Vodafone to Shared Cost Fixed Service  | 4.392741        | 2.662476 | 2.649476 | 0.663         | 0.361    | 0.321   | 01/07/2006     | 30/06/2007   | Final  |
| Vodafone to Shared Cost Fixed Service  | 4.368741        | 2.651476 | 2.637476 | 0.621         | 0.344    | 0.301   | 01/07/2007     | 30/11/2007   | Final  |
| Vodafone to Shared Cost Fixed Service  | 15.804          | 9.6367   | 9.6229   | 0.621         | 0.344    | 0.301   | 01/12/2007     |              | Final  |
| O2 to Shared Cost Fixed Service  | 16.959845       | 9.437877 | 9.235417 | 0.663         | 0.370    | 0.331   | 01/04/2004     | 30/04/2006   | Final  |
| O2 to Shared Cost Fixed Service  | 4.382           | 2.658    | 2.646    | 0.663         | 0.370    | 0.331   | 01/05/2006     | 30/06/2006   | Final  |
| O2 to Shared Cost Fixed Service  | 4.398           | 2.663    | 2.650    | 0.663         | 0.361    | 0.321   | 01/07/2006     | 31/05/2007   | Final  |
| O2 to Shared Cost Fixed Service  | 16.968          | 9.443    | 9.240    | 0.663         | 0.361    | 0.321   | 01/06/2007     | 30/06/2007   | Final  |
| O2 to Shared Cost Fixed Service  | 16.944          | 9.432    | 9.228    | 0.621         | 0.344    | 0.301   | 01/07/2007     |              | Final  |
| Meteor to Shared Cost Fixed Service  | 16.959845       | 9.437877 | 9.235417 | 0.663         | 0.370    | 0.331   | 01/04/2004     | 30/06/2006   | Final  |
| Meteor to Shared Cost Fixed Service  | 16.975845       | 9.442877 | 9.239417 | 0.663         | 0.361    | 0.321   | 01/07/2006     | 30/06/2007   | Final  |
| Meteor to Shared Cost Fixed Service  | 16.951845       | 9.431877 | 9.227417 | 0.621         | 0.344    | 0.301   | 01/07/2007     |              | Final  |
| Hutchison to Shared Cost Fixed Service   | 16.975845       | 9.442877 | 9.239417 | 0.663         | 0.361    | 0.321   | 01/12/2006     | 30/06/2007   | Final  |
| Hutchison to Shared Cost Fixed Service   | 16.951845       | 9.431877 | 9.227417 | 0.621         | 0.344    | 0.301   | 01/07/2007     |              | Final  |
| Tesco Mobile to 1850   | 16.944          | 9.422    | 9.218    | 0.621         | 0.344    | 0.301   | 01/09/2008     |              | Final  |
| UPC Mobile to 1850   | 16.944          | 9.422    | 9.218    | 0.621         | 0.344    | 0.301   | 01/09/2015     |              | Final  |
| Carphone Mobile to 1850  | 16.951845       | 9.431877 | 9.227417 | 0.621         | 0.344    | 0.301   | 01/09/2015     |              | Final  |
| <b>Note:</b>   |                 |          |          |               |          |         |                |              |        |
| Table 306 list the charges to the terminating operator for transit traffic destined for the services listed in that table. |                 |          |          |               |          |         |                |              |        |
| Rates are quoted in Euro cent  |                 |          |          |               |          |         |                |              |        |





| Table 307  |                 |          |          |               |          |         |                |              |        |
|--|-----------------|----------|----------|---------------|----------|---------|----------------|--------------|--------|
| 1890 Charges for Mobile - less transit fee where appropriate (Euro Cent)                       |                 |          |          |               |          |         |                |              |        |
| Service Type   | Cent Per Minute |          |          | Cent Per Call |          |         | Effective from | Effective to | Status |
|  | Peak            | Off Peak | Weekend  | Peak          | Off Peak | Weekend |                |              |        |
| Vodafone to 1890   | 4.164741        | 2.539476 | 2.539476 |               |          |         | 01/07/2000     |              | Final  |
| O <sub>2</sub> to 1890   | 4.164741        | 2.539476 | 2.539476 |               |          |         | 01/07/2000     |              | Final  |
| Meteor to 1890   | 4.164741        | 2.539476 | 2.539476 |               |          |         | 01/01/2001     |              | Final  |
| Hutchison to 1890  | 4.164741        | 2.539476 | 2.539476 |               |          |         | 01/12/2006     |              | Final  |
| Tesco Mobile to 1890   | 4.160           | 2.530    | 2.530    |               |          |         | 01/09/2008     |              | Final  |
| UPC Mobile to 1890   | 4.160           | 2.530    | 2.530    |               |          |         | 01/09/2015     |              | Final  |
| Carphone Mobile to 1890  | 4.164741        | 2.539476 | 2.539476 |               |          |         | 01/09/2015     |              | Final  |
| <b>Note:</b>   |                 |          |          |               |          |         |                |              |        |
| Tables 307 list the payment to the Originating Operator for the services listed in that table. |                 |          |          |               |          |         |                |              |        |
| Rates are quoted in Euro cent  |                 |          |          |               |          |         |                |              |        |



| Table 308  |                 |          |          |               |          |         |                |              |        |
|--|-----------------|----------|----------|---------------|----------|---------|----------------|--------------|--------|
| Mobile to 1890 Transit Schedule  |                 |          |          |               |          |         |                |              |        |
| Service Type   | Cent Per Minute |          |          | Cent Per Call |          |         | Effective from | Effective to | Status |
|  | Peak            | Off Peak | Weekend  | Peak          | Off Peak | Weekend |                |              |        |
| Vodafone to Shared Cost Timed Service  | 4.376741        | 2.657476 | 2.645476 | 0.663         | 0.370    | 0.331   | 01/04/2004     | 30/06/2006   | Final  |
| Vodafone to Shared Cost Timed Service  | 4.392741        | 2.662476 | 2.649476 | 0.663         | 0.361    | 0.321   | 01/07/2006     | 30/06/2007   | Final  |
| Vodafone to Shared Cost Timed Service  | 4.368741        | 2.651476 | 2.637476 | 0.621         | 0.344    | 0.301   | 01/07/2007     |              | Final  |
| O2 to Shared Cost Timed Service  | 4.376741        | 2.657476 | 2.645476 | 0.663         | 0.370    | 0.331   | 01/04/2004     | 30/06/2006   | Final  |
| O2 to Shared Cost Timed Service  | 4.392741        | 2.662476 | 2.649476 | 0.663         | 0.361    | 0.321   | 01/07/2006     | 30/06/2007   | Final  |
| O2 to Shared Cost Timed Service  | 4.368741        | 2.651476 | 2.637476 | 0.621         | 0.344    | 0.301   | 01/07/2007     |              | Final  |
| Meteor to Shared Cost Timed Service  | 4.376741        | 2.657476 | 2.645476 | 0.663         | 0.370    | 0.331   | 01/04/2004     | 30/06/2006   | Final  |
| Meteor to Shared Cost Timed Service  | 4.392741        | 2.662476 | 2.649476 | 0.663         | 0.361    | 0.321   | 01/07/2006     | 30/06/2007   | Final  |
| Meteor to Shared Cost Timed Service  | 4.368741        | 2.651476 | 2.637476 | 0.621         | 0.344    | 0.301   | 01/07/2007     |              | Final  |
| Hutchison to Shared Cost Timed Service   | 4.392741        | 2.662476 | 2.649476 | 0.663         | 0.361    | 0.321   | 01/12/2006     | 30/06/2007   | Final  |
| Hutchison to Shared Cost Timed Service   | 4.368741        | 2.651476 | 2.637476 | 0.621         | 0.344    | 0.301   | 01/07/2007     |              | Final  |
| Tesco Mobile to Shared Cost Timed Service  | 4.364           | 2.642    | 2.628    | 0.621         | 0.344    | 0.301   | 01/09/2008     |              | Final  |
| UPC Mobile to Shared Cost Timed Service  | 4.364           | 2.642    | 2.628    | 0.621         | 0.344    | 0.301   | 01/09/2015     |              | Final  |
| Carphone Mobile to Shared Cost Timed Service   | 4.368741        | 2.651476 | 2.637476 | 0.621         | 0.344    | 0.301   | 01/09/2015     |              | Final  |
| <b>Note:</b>   |                 |          |          |               |          |         |                |              |        |
| Table 308 list the charges to the terminating operator for transit traffic destined for the services listed in that table. |                 |          |          |               |          |         |                |              |        |
| Rates are quoted in Euro cent  |                 |          |          |               |          |         |                |              |        |



| Table 309  |                 |          |         |               |          |         |                |              |        |
|--|-----------------|----------|---------|---------------|----------|---------|----------------|--------------|--------|
| Harmonised 116xxx Charges for Fixed Operators - less transit fee where appropriate (Euro Cent) |                 |          |         |               |          |         |                |              |        |
| Operator   | Cent Per Minute |          |         | Cent Per Call |          |         | Effective from | Effective to | Status |
|  | Peak            | Off Peak | Weekend | Peak          | Off Peak | Weekend |                |              |        |
| Fixed Operators  | 0.88            | 0.44     | 0.53    | -             | -        | -       | 01/12/2007     | 31/03/2010   | Final  |
| Fixed Operators  | 0.80            | 0.40     | 0.48    | -             | -        | -       | 01/04/2010     |              | Final  |

**Note:**

Tables 309 list the payment to the Originating Operator for the services listed in that table.  
Rates are quoted in Euro cent





| Table 310<br>Harmonised 116xxx Fixed Transit Schedule |                 |          |         |               |          |         |                |              |        |
|---|-----------------|----------|---------|---------------|----------|---------|----------------|--------------|--------|
| Service Type  | Cent Per Minute |          |         | Cent Per Call |          |         | Effective from | Effective to | Status |
|   | Peak            | Off Peak | Weekend | Peak          | Off Peak | Weekend |                |              |        |
| Originating Harmonised access from Fixed Operator     | 1.084           | 0.552    | 0.628   | 0.621         | 0.344    | 0.301   | 01/12/2007     | 31/03/2010   | Final  |
| Originating Harmonised access from Fixed Operator     | 1.004           | 0.512    | 0.578   | 0.621         | 0.344    | 0.301   | 01/04/2010     |              | Final  |

**Note:**

Table 310 list the charges to the terminating operator for transit traffic destined for the services listed in that table.  
Rates are quoted in Euro cent



**Table 311**  
**Harmonised 116xxx Charges for Mobile - less transit fee where appropriate (Euro Cent)**

| Operator   | Cent Per Minute |           |           | Cent Per Call |          |         | Effective from | Effective to | Status |
|--|-----------------|-----------|-----------|---------------|----------|---------|----------------|--------------|--------|
|  | Peak            | Off Peak  | Weekend   | Peak          | Off Peak | Weekend |                |              |        |
| Vodafone to Harmonised access  | 18.411202       | 12.062512 | 9.523036  |               |          |         | 01/12/2007     |              | Final  |
| O <sub>2</sub> to Harmonised access  | 23.300000       | 17.800000 | 14.800000 |               |          |         | 01/12/2007     |              | Final  |
| Meteor to Harmonised access  | 34.282928       | 18.728637 | 15.236857 |               |          |         | 01/12/2007     |              | Final  |
| Tesco Mobile to Harmonised access  | 34.280          | 18.720    | 15.230    |               |          |         | 01/09/2008     |              | Final  |
| Hutchison to Harmonised access   | 34.282928       | 18.728637 | 15.236857 |               |          |         | 01/10/2011     |              | Final  |
| UPC Mobile to Harmonised access  | 34.280000       | 18.720000 | 15.230000 |               |          |         | 01/09/2015     |              | Final  |
| Carphone Mobile to Harmonised access   | 34.282928       | 18.728637 | 15.236857 |               |          |         | 01/09/2015     |              | Final  |
| <b>Note:</b>   |                 |           |           |               |          |         |                |              |        |
| Tables 311 list the payment to the Originating Operator for the services listed in that table. |                 |           |           |               |          |         |                |              |        |
| Rates are quoted in Euro cent  |                 |           |           |               |          |         |                |              |        |



| Table 312<br>Mobile to Harmonised 116xxx Transit Schedule  |                 |           |           |               |          |         |                |              |        |
|--|-----------------|-----------|-----------|---------------|----------|---------|----------------|--------------|--------|
| Service Type   | Cent Per Minute |           |           | Cent Per Call |          |         | Effective from | Effective to | Status |
|  | Peak            | Off Peak  | Weekend   | Peak          | Off Peak | Weekend |                |              |        |
| Originating Harmonised access from Vodafone  | 18.615202       | 12.174512 | 9.621036  | 0.621         | 0.344    | 0.301   | 01/12/2007     |              | Final  |
| Originating Harmonised accesse from O2   | 23.504          | 17.912    | 14.898    | 0.621         | 0.344    | 0.301   | 01/12/2007     |              | Final  |
| Originating Harmonised access from Meteor  | 34.486928       | 18.840637 | 15.334857 | 0.621         | 0.344    | 0.301   | 01/12/2007     |              | Final  |
| Originating Harmonised access from Tesco Mobile  | 34.484          | 18.832    | 15.328    | 0.621         | 0.344    | 0.301   | 01/09/2008     |              | Final  |
| Originating Harmonised access from Hutchison   | 34.486928       | 18.840637 | 15.334857 | 0.621         | 0.344    | 0.301   | 01/07/2007     |              | Final  |
| Originating Harmonised access from UPC Mobile  | 34.484          | 18.832    | 15.328    | 0.621         | 0.344    | 0.301   | 01/09/2015     |              | Final  |
| Originating Harmonised access from Carphone Mobile   | 34.486928       | 18.840637 | 15.334857 | 0.621         | 0.344    | 0.301   | 01/09/2015     |              | Final  |
| <b>Note:</b>   |                 |           |           |               |          |         |                |              |        |
| Table 312 list the charges to the terminating operator for transit traffic destined for the services listed in that table. |                 |           |           |               |          |         |                |              |        |
| Rates are quoted in Euro cent  |                 |           |           |               |          |         |                |              |        |



---

## Appendix I

### Process for the Implementation of Operator De-Averaged NTC Price Changes

This process applies where quarterly changes are being made to OAO NTC settlement rates as part of Operator de-averaged pricing.

#### Month 2 &3

- Upon ComReg approval of changes to operator NTC settlement rates, *open eir* have 2 Working Days to notify all OAOs by email of the proposed change to the Switched Transit and Routing Price List and to advise the ComReg of this notification.
- Operators have 5 Working Days from date of issue of email by *open eir* to raise queries or seek clarification regarding the rates.
- If no queries or technical issues are raised or remain outstanding after the 5 Working Day period, the ComReg will approve the price within 1 Working Day thereafter. This approval must be at least 15 Working Days in advance of the effective date of the rate. If not, the application must be deferred for 1 month.

#### Month 4

- Billing systems begin recording with new rate.



Version Control History

| Version | Status   | Update  | Effective Date |
|---------|----------|---|----------------|
| 73      | Approved | New Meteor, O2 & Vodafone Mobile Termination Rates  | 01/01/09       |
| 74      | Approved | Magnet VoIP   | 01/02/09       |
| 75      | Approved | Hutchison Customer Care   | 01/03/09       |
|         |          | New Conduit 11850 Rates   | 01/04/09       |
|         |          | New Numbers Direct 11890 Rates  | 01/04/09       |
| 76      | Approved | Text addition : Rate change effective date and Timelines regarding requirement to change eir Retail rate. |                |
| 77      | Approved | New Verizon Geo Termination Rates   | 01/05/09       |
|         |          | New Conduit 11860 International DQ Rates  | 01/05/09       |
|         |          | New Tesco Mobile Termination Rates  | 01/05/09       |
|         |          | New Tesco Mobile Onward Routing Charges   | 01/05/09       |
| 78      | Approved | TNS Callsave 1850   | 01/08/09       |
|         |          | New Emergency Services Call Handling Surcharge  | 01/08/09       |
| 79      | Approved | Verizon – Access to OAO Universal Access Service  | 01/09/09       |
|         |          | Number Logic – 11824 DQ Service   | 01/09/09       |
|         |          | Number Logic – 11858 DQ Service   | 01/09/09       |
| 80      | Approved | Energis VoIP  | 01/10/09       |
| 81      | Approved | New Operator Rates for Access to Universal Access Service   | 01/12/09       |
| 82      | Approved | Reduction in Tesco Mobile MTR   | 01/01/10       |
| 83      | Approved | 3PlayPlus Geographic Termination Rates  | 01/03/10       |
| 84      | Approved | New Conduit 11850 Rates   | 01/04/10       |
|         |          | New Meteor, O2, Vodafone & Hutchison Mobile Termination   | 01/04/10       |



|    |          | Rates  |  |
|----|----------|--|--|
| 85 | Approved | New NTC Settlement & Retention Rates (excluding PRS)   | 01/04/10                                     |
| 86 | Approved | Number Logic – Closing of 11858 DQ Service<br>Number Logic – 11827 DQ Service<br>Opera Interconnect Agreement assigned to In2tel   | 03/05/10<br>04/05/10                         |
| 87 | Approved | New Colt Geo Termination Rates   | 01/06/10                                     |
| 88 | Approved | New Numbers Direct 11890 Rates   | 01/08/10                                     |
| 89 | Approved | New PRS Settlement & Retention Rates   | 01/08/10                                     |
| 90 | Approved | New Emergency Services Call Handling Surcharge   | 01/08/10                                     |
| 91 | Approved | New Meteor Mobile Termination Rates  | 01/10/10                                     |
| 92 | Approved | New Number Logic 11824 Rates   | 01/11/10                                     |
| 93 | Approved | New Meteor, O2, Vodafone and Hutchison Mobile Termination Rates  | 31/12/10                                     |
| 94 | Approved | Numbers Direct – 11891 DQ Service  | 01/02/11                                     |
| 95 | Approved | New Emergency Services Call Handling Surcharge<br>Digiweb Customer Care<br>Rivertower Geographic Termination Rates<br>Rivertower VoIP  | 12/02/11<br>01/03/11<br>01/03/11<br>01/03/11 |
| 96 | Approved | New Conduit 11850 Rates<br>Number Logic – 11822 DQ Service   | 01/04/11<br>01/04/11                         |
| 97 | Approved | Orange Business Services Geographic Termination Rates<br>Orange Business Services – Access to OAO 1800, 1850, 1890,<br>Universal Access, Personal Numbering & VoIP<br>Blue Chip Telecom Geographic Termination Rates<br>Blue Chip Telecom – Access to OAO PRS, 1800, 1850, 1890, | 01/05/11<br>01/05/11<br>01/05/11             |



|     |          |   |  |
|-----|----------|---|--|
|     |          | Universal Access, Personal Numbering, Internet 1891/1892 & VoIP   | 01/05/11   |
| 98  | Approved | Airspeed Geographic Termination Rates<br>Airspeed - Access to OAO PRS, 1800, 1850, 1890, Universal Access & Personal Numbering  | 01/06/11<br>01/06/11                                     |
| 99  | Approved | New Meteor, O2, Vodafone and Hutchison Mobile Termination Rates   | 30/06/11   |
| 100 | Approved | Voxbone - Geographic Termination<br>Voxbone - Access to OAO 1800, Universal Access & VoIP<br>Lycamobile - Mobile Termination Rates<br>Lycamobile - Onward Routing Charges<br>New Numbers Direct 11890 Rates | 01/08/11<br>01/08/11<br>01/08/11<br>01/08/11<br>01/08/11 |
| 101 | Approved | Hutchison 116xxx Origination Charge<br>Hutchison - Access to OAO 1800   | 01/10/11<br>01/10/11                                     |
| 102 | Approved | New Meteor, O2, Vodafone and Hutchison Mobile Termination Rates   | 31/12/11   |
| 103 | Approved | New Tesco Mobile Termination Rates  | 01/02/12   |
| 104 | Approved | New Conduit 11850 Rates   | 01/04/12   |
| 105 | Approved | New Meteor, O2, Vodafone and Hutchison Mobile Termination Rates   | 30/06/12   |
| 106 | Approved | New Tesco Mobile Termination Rates  | 01/08/12   |
| 107 | Approved | Magrathea Geographic Termination Rates<br>Magrathea - Access to OAO 1800, 1850, 1890, Universal Access & VoIP<br>New Conduit 11860 & 11888 Rates  | 01/09/12<br>01/09/12<br>01/10/12                         |



|     |          |  |                          |
|-----|----------|--|--------------------------|
|     |          | New Number Logic 11822 & 11824 Rates   | 01/10/12                 |
| 108 | Approved | Revised Conduit 11888 Rates  | 01/10/12                 |
| 109 | Approved | New Conduit 11850 Rates  | 01/12/12                 |
| 110 | Approved | New Numbers Direct 11890 Rates   | 01/01/13                 |
| 111 | Approved | Goldfish Geographic Termination Rates<br>Goldfish – Access to OAO 1800, 1850, 1890, Universal Access,<br>Personal Numbering & VoIP | 01/01/13<br>01/01/13     |
| 112 | Approved | New Meteor, O2, Vodafone, Hutchison, Tesco Mobile and<br>Lycamobile Mobile Termination Rates                                       | 01/01/13                 |
| 113 | Approved | New Emergency Services Call Handling Surcharge   | 12/02/13                 |
| 114 | Approved | New Mobile Termination Rates<br>New Geographical Termination Rates   | 01/07/13<br>01/07/13     |
| 115 | Approved | Additional New Geographical Termination Rates  | 01/07/13                 |
| 116 | Approved | New DQ rates for Conduit11850 and 11860  | 01/11/13                 |
| 117 | Approved | Revised Mobile Termination Rates<br>New DQ Rates for 11890   | 01/07/13<br>01/01/14     |
| 118 | Approved | Revised Mobile Termination Rates for Lycamobile` and<br>Hutchinson 3 New DQ Rates for 11824 & 11827                                | 01/07/13<br>01/01/14     |
| 119 | Approved | New Emergency Services Call Handling Surcharge   | 12/02/14                 |
| 120 | Approved | New Mobile Termination Rates for O2<br>New 1800, 1850, 1890, 0700 origination charges for BT                                       | 01/04/2014<br>01/06/2014 |
| 121 | Approved | New Mobile Termination Rates for Tesco Mobile  | 01/04/2014               |
| 122 | Approved | Telcom Origination and Termination rates   | 01/04/2014               |
| 123 | Approved | New 1800, 1850, 1890, 0700 origination charges for BT<br>amended effective date  | 01/08/2014               |





|     |          |  |  |
|-----|----------|--|--|
| 124 | Approved | New Geographical Termination Rates   | 01/07/2014                             |
| 125 | Approved | New Geographical Termination Rates   | 01/07/2014                             |
| 126 | Approved | New Geographical Termination Rates   | 01/07/2014                             |
| 127 | Approved | New Geographical Termination Rates   | 01/07/2014                             |
| 128 | Approved | New DQ Rates for 11890   | 01/08/2014                             |
| 129 | Approved | New DQ rates for Conduit 11850 and 11860<br>New 1800, 1850, 1890, 0700 origination charges for BT<br>amended effective date                      | 01/09/2014<br>01/11/2014               |
| 130 | Approved | Tidy up of Tables 101 and 102  |  |
| 131 | Approved | New DQ rates for 11824   | 01/12/2014                             |
| 132 | Approved | New ECAS Rates Table 004   | 12/02/2015                             |
| 133 | Approved | New 1800 Origination rates for Smart, Digiweb  | 01/06/2015                             |
| 134 | Approved | New UPC Mobile, Mobile Termination Rates<br>New 1800 Origination Rates for Verizon<br>New CFL DQ services rates<br>Tidy up of Tables 101 and 102 | 01/06/2015<br>01/06/2015<br>10/06/2015 |
| 135 | Approved | New Carphone Mobile, Mobile Termination Rates<br>New Geographic Termination Rates from Dialoga Servicios SA                                      | 01/07/2015<br>01/07/2015               |
| 136 | Approved | New Geographic Termination Rates   | 01/07/2015                             |
| 137 | Approved | New Geographic Termination Rates   | 01/07/2015                             |
| 138 | Approved | New Geographic Termination Rates for Airspeed<br>New 1800 Origination Rates for Airspeed   | 01/08/2015<br>01/08/2015               |
| 139 | Approved | New 1800, 1850, 1890 and 116123 Origination Rates for UPC<br>Mobile<br>New 1800, 1850, 1890 and 116123 Origination Rates for                     | 01/09/2015<br>01/09/2015<br>01/09/2015 |



|                |                 |   |                          |
|----------------|-----------------|---|--------------------------|
|                |                 | Carphone Mobile<br>New Geographic Termination Rates for Intellicom<br>New 1800 Origination Rates for Intellicom | 01/09/2015               |
| 140            | Approved        | New 1800 Origination Rates for Hutchinson 3G<br>New 1800 Origination Rates for O2                               | 01/12/2015<br>01/12/2015 |
| 141            | Approved        | New Geographic Termination Rates for Vodafone   | 04/01/2016               |
| 142            | Approved        | New DQ Rates for 11890  | 01/03/2016               |
| 143            | Approved        | New Mobile Termination rates for Meteor, Three, Vodafone, Tesco Mobile and Carphone Mobile                      | 01/09/2016               |
| 144            | Approved        | New Mobile Termination rates for Lycamobile   | 01/09/2016               |
| 145            | Approved        | New Geographic Termination rates for IP Telecom   | 01/11/2016               |
| 146            | Approved        | New Mobile Termination rates for Vodafone, O2, Hutchison, Meteor, Carphone Mobile, Lycamobile, Tesco Mobile     | 01/01/2017               |
| 147            | Approved        | New ECAS Rates Table 004  | 12/02/2017               |
| V148.0         | Final           | New Numbers direct 1890 rates   | 11/07/2017               |
| V149.0         | Approved        | New Phone Pulse Geo Termination rates<br>New Telcom Geo Termination rates                                       | 01/07/2017<br>01/12/2017 |
| V150.0         | Approved        | New Mobile Termination rates for Vodafone, O2, Hutchison, Meteor, Carphone Mobile, Lycamobile, Tesco Mobile     | 01/01/2018               |
| V151.00        | Approved        | New ECAS Rates Table 004  | 12/02/2018               |
| V152.00        | Approved        | Amendment to the National Transit table 002<br>Rates for Viatel DQ 11810  | 01/07/2018<br>01/09/2018 |
| <u>V153.00</u> | <u>Approved</u> | <u>Geographic Termination Rates for Nuacom</u>  | <u>15/12/2018</u>        |